

XII.—Notes on *Exotic Rhynchota*, with descriptions of new species. By W. L. DISTANT.

(Plate V.)

[Read August 4th, 1880.]

Lobothyreus obscurus, n. sp. (Plate V., fig. 1, 1a).

Ferruginous, mottled with ochreous. Head above, with the central lobe margined with ochreous for about two-thirds from base, and a small basal oblique black fascia placed on inner margin of each ocellus; beneath with apical half black, basal portion ochreous. Antennæ with the first three joints about equal, third and fourth longest and sub-equal; three basal joints castaneous, first darkest, fourth castaneous with the basal half ochreous, fifth pitchy. Pronotum with the lateral margins deeply sinuated, the lateral angles very broadly prominent and somewhat truncate; marked irregularly with fasciæ formed of confluent black punctures, between which the ground colour is much paler and more finely and sparsely punctured; a pale, central longitudinal line extending half across disk from anterior margin. Scutellum with the base somewhat gibbous, on which is a paler ochreous patch mottled with confluent black punctures; on each side of this the surface is abruptly deflexed and excavated, and defined with a somewhat obscure arctuated black fascia. The whole surface is somewhat thickly and finely punctured, with the lateral margins and apical half granulate. Costal margins of corium marked with transverse black fasciæ. Sternum ochreous, punctured, and mottled with black; abdomen dark castaneous, thickly and finely punctured on lateral margins, more sparingly so on disk. Legs castaneous with ochreous markings, tarsi dull, ochreous. Rostrum castaneous, scarcely extending beyond posterior coxæ.

Long. 10 millims. Lat. pronot. angl. 7 millims.

Hab. Peru.

Differs from *L. lobatus*, at present the only other known species of the genus, by its much larger size, the

profoundly sinuated lateral margins of the pronotum, the granulated scutellum, different coloration, &c.

Podisus ænescens, Stål. Rio. Jan. Hem. I. p. 11, 5 (1865).

Var. Apex of scutellum concolorous, not luteous, abdomen beneath with a central row of large greenish-black spots, on each side of which is a lateral row of smaller ones of the same colour.

I have not seen typical specimens of this species, but this form otherwise agrees so closely with Stål.'s description, that I have identified it as a variety of the same. The colour of the two basal joints of the antennæ are very dark testaceous.

Hab. Tefte, Ega; Amazons (*de Mathan*). Coll. Oberthur.

Oplonus marginalis. Hope.

Pentatoma marginalis. Hope. Cat. Hem. I. p. 37 (1837).

Var. Differs from type in having the scutellum marked with a central basal, somewhat triangular black spot, which occupies about half its length. Corium without black macular marking.

Hab. Obydos. Amazons (*de Mathan*). Coll. Oberthur.

Palomena amplificata, n. sp. (Plate V. fig. 2).

Above green, thickly punctured, head densely and finely punctated, the lateral margins slightly reflexed, lateral lobes longer than central, and cleft at apex; pronotum thickly punctate and somewhat rugulose, the lateral margins amplified and rounded, lateral angles obtusely prominent; scutellum thickly punctured, somewhat rugulose. Corium with the punctures somewhat finer and more regular; membrane brassy, shining. Underside of body paler, disk of abdomen and coxæ pale luteous, legs green, tarsi brown. Connexivum well produced, green, thickly punctured. Antennæ green, fourth and fifth joints brown, the last joint with apical half pitchy; second joint longer than third; fourth and fifth sub-equal. Rostrum pale luteous, with a central dark line, and apex narrowly pitchy.

Long. 13 to 14 millims. Lat. pronot. angl. 8 to 9 millims. Max. exp. abd. 8 to 9 millims.

Hab. Shantung, N. China.

This species is easily distinguished by the amplified pronotum, and the broad ovate body.

Palomena spinosa, n. sp. (Plate V., fig. 3).

Above green, thickly, darkly, and coarsely punctured. Head coarsely and somewhat densely punctured, the lateral lobes longer than the central and cleft at apex, with the lateral margins slightly reflexed. Antennæ with the first three joints green, fourth excepting base and whole of fifth brown, second joint longer than the third, fourth and fifth sub-equal. Pronotum coarsely punctured, somewhat sparingly so on disk, with the lateral angles produced into broad, obtusely pointed spines, somewhat rounded and narrowly black at apex; scutellum thickly punctured, more sparingly so at apex; corium thickly punctured, especially near costa; membrane brassy, shining. Connexivum green, thickly and darkly punctured, narrowly luteous on outer margin, and at segmental incisures. Body beneath paler, disk of abdomen, coxæ, and bases of femora somewhat luteous; legs green, tarsi brown. Stigmata marked with black dots. Rostrum luteous, with the apex narrowly black.

Long. 13 to 14 millims. Lat. pronot. angl. 9 to 10 millims.

Hab. N. India. Sind.

Allied to *P. angulosa*, Motsch., but separated at once from that and all other species of the genus by the much produced pronotal angles.

Caura excelsa, n. sp. (Plate V., fig. 4).

Dark shining blue or green, thickly and finely punctate. Head very densely and finely punctate, luteous beneath. Antennæ concolorous, second joint shorter than the third, fourth longest, third and fifth sub-equal. Pronotum and scutellum very thickly punctate, obscurely rugulose; lateral margins of pronotum somewhat amplified, reflexed, and rounded. Corium opaque, very finely and sparingly punctured. Membrane pitchy opaque. Abdomen above and connexivum luteous. Body beneath luteous. Prosternum, mesosternum, and metasternum, with two transverse blue spots on each side; abdomen with a sub-marginal row of transverse bright blue spots, placed close together in pairs on the base and apex of each segment; within these a segmental row of three or four small spots and a central row of transverse streaks of the same colour, coxæ luteous, legs and rostrum dark blue.

Long. 15 millims. Lat. pronot. angl. 10 millims.

Hab. Calabar, W. Africa.

Allied to *C. azurea* Fabr. and *C. bipartita* Sign. Differs in its larger size, and different colour of the head above. The head is also much shorter than *C. bipartita*, and the legs and head different colour to *C. azurea*.

Caura marginata, n. sp. (Plate V., fig. 5).

Above green, lateral borders of pronotum and basal border of corium luteous. Head green, very thickly punctured; pronotum and scutellum finely and densely punctured, somewhat rugulose; the colour of the head, pronotum, and scutellum is shiny, that of the corium opaque and very finely punctate. Membrane pitchy opaque, margins fuscous. Underside of the body luteous, with a sub-marginal row of blueish spots, one on prosternum, one on mesosternum, one on metasternum, and one on each abdominal segment. Legs green, shiny. Antennæ green, first joint narrowly luteous at base, second joint slightly longer than third (remainder mutilated). Rostrum luteous, clouded with fuscous.

Long. 15 millims. Lat. pronot. angl. 10 millims.

Hab. Calabar district, W. Africa.

Allied to preceding species, but less ovate, lateral borders of pronotum more strongly reflexed, colour also different.

Edessa inclyta, Walk. Cat. Het. pt. iii. p. 445, 118, (1868). Walker describes this species as having the "abdomen above black." In all the specimens in my collection, which have been carefully compared with the type, the dorsal colour is dull red. The general colour also varies from olive green to castaneous.

Hab. Bogota, Demerara. (Coll. Dist.) Amazons; Obydos, Ega. (Coll. Oberthur.)

Oncoscelis antennatus, n. sp. (Plate V., fig. 6).

Above purplish, with luteous markings; head luteous, central lobe margined with fuscous, and an obscure fuscous patch on front of each ocellus; ocelli red, eyes black, lateral borders strongly reflexed, antennæ red; fourth joint, excepting base and apex, black; second joint longest; third very short, not equal to first; fourth slightly longer than fifth. Pronotum purplish, with the frontal and lateral margins; a broad central longitudinal fascia, and a narrow obscure line at base luteous; within the lateral luteous

border is a sub-marginal strongly indented black line; near frontal margin, on each side of central fascia is an irregular darker patch enclosing a small luteous space. Scutellum purplish, with the basal angles narrowly, and a central longitudinal fascia continued from that of pronotum, and apex broadly luteous. Corium purplish, with basal margin, radial suture for half its length from base, and apical margin luteous. Connexivum luteous, with base and apex of each segment black. Abdomen above reddish; membrane dark, brassy, shining; underside of body and legs luteous; apices of femora, tibiæ, and the tarsi purplish; stigmata black; abdomen centrally and longitudinally sulcated.

Long. 22 millims. Max. lat. 12 millims.

Hab. Torres Straits.

Allied to *O. sulciventris*, Stâl., but differs from that species in having the abdomen sulcated in both sexes. The colour is also very different, and fourth joint of the antennæ black, and not concolorous, as in *O. sulciventris*.

Plisthenes dilatatus. Montr.

Tesseratoma dilatatum, Montr. Ann. Scienc. phys. Sér. 2, vii. i. p. 100 (1855).

Oncomerus dilatatus. Voll. Faun. ent. ind. Néerl. iii. p. 32, 4 (1868).

Stâl. (En. Hem., i. p. 63) considered this species as a variety only of *P. merianæ*, Fab. Vollenhoven describes it as being generally smaller than that species. I have not been able to find agreement with either of these authors. A specimen of *P. dilatatus* which I possess, from near Fort Moresby, is considerably larger than specimens of *P. merianæ* ♂ and ♀, which I have received from the same locality and from Murray Island. These last agree with the Australian varieties described by Stâl., having the last two joints of the antennæ luteous, the base of the third being black. The antennæ will, however, I think separate these forms.

Antennæ with the second joint shorter than the third.

Abdomen beneath, with a central piceous longitudinal fascia *P. merianæ*.

Antennæ with the second and third joints sub-equal.

Abdomen beneath, with a central and two sub-marginal longitudinal fasciæ *P. dilatatus*.

Tiarodes Meldolæ, n. sp. Sanguineous; head above, apices of femora, bases of tibiæ, and abdomen blueish-black, shining. Hemielytra, excepting a broad sanguineous patch at base of costa, black opaque. Sternum with two lateral and two central streaks of blueish-black.

Long. 20 to 22 millims.

Hab. Port Blair, Andaman Isles. (*R. Meldola*.)

Allied to *T. versicolor*, Lap., from which it differs by the different colour of the tibiæ scutellum and underside of abdomen, its much greater size, and also by the relative depth of the anterior and posterior lobes of the pronotum, which are, in that respect, sub-equal.

Fulgora andamanensis, n. sp. (Plate V., fig. 7, 7a).

Rostrum long, slender, ascending, as long as body; beneath greenish-luteous, with the apex black, above black, apical two-thirds, irrorated with small white spots, and a luteous streak on each side within the eyes, which are also luteous; thorax above black, with dull luteous markings; abdomen above pale greenish-luteous, beneath black; coxæ trochanters and femora fuscous, the last darkest, tibiæ and tarsi black. Tegmina black, with the veins pale green, and a number of brown spots encircled with pale greenish, arranged in the following manner: a transverse row of four near base, the upper three fused together; two irregular transverse rows on disk, a little nearer together than from basal row, followed by a straighter transverse row of three smaller ones; remaining apical portion occupied by about twelve spots, of which the largest are two fused together on costa, and one with a very small brown centre about apex of inner margin; extreme apical spots very small and somewhat indistinct. Wings blue, with the apex broadly and outer margin somewhat narrowly black. The veins on the blue portions of wings are green, with the exception of two, which are narrowly black at base.

Long. rostr. 20 millims. Long. body 20 millims. Exp. tegm. 68 millims.

Hab. Andaman Isles.

Allied to *F. Delessertii*. Guer. and *F. maculata*, Oliv. It somewhat resembles the first in pattern of tegmina, but differs in length of rostrum, which in *F. Delessertii* is but about half the length of the body. In length and structure of rostrum which seems to be the structural character to differentiate the species of this genus, it is more closely allied to *F. maculata*; the rostrum, however, is longer

than in that species, being about equal to the length of the body, and, besides the different pattern of the tegmina, the wings are much more narrowly black along the posterior margin.

Flata (Colobesthes) Pryeri, n. sp. Body above and tegmina pale greenish, wings pale greenish white. Tegmina with the costal, outer and inner margins (the last only half the length from apex) narrowly and obscurely luteous, and with an angular black line on disk, about half way from base and about two-thirds the distance from costal margin. Body beneath and legs somewhat luteous.

Long. body 10 millims. Exp. tegm. 36 millims.

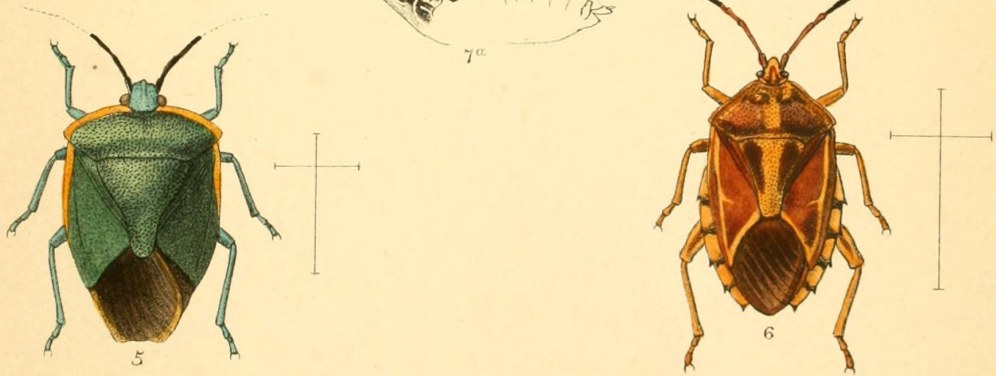
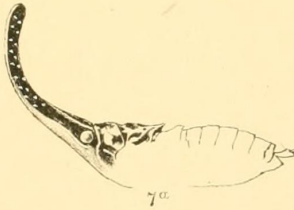
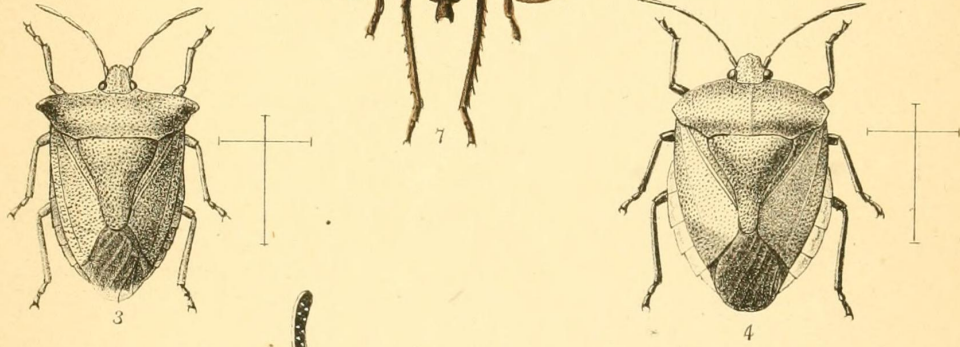


Hab. Sandakan, N. Borneo. (*Pryer.*)

Face broad, convex, with a central raised line, the sides amplified. Posterior angle of tegmina attenuated and acute, expanse at outer margin twice that of width near base. Two well developed, transverse, somewhat irregular series of veinlets preceding outer margin, and a third one situated mid-way between these and the reticulated area.

Allied to *C. marginata*, Walk.

A second specimen from Penang is in the collection of the Brit. Mus.

Trans. Ent. Soc. 1880. PIV.



WPurkiss lith.

Hanhart imp.