

LIST

OF THE

SPECIMENS

OF

HOMOPTEROUS INSECTS

IN

THE COLLECTION

OF THE

BRITISH MUSEUM.

806#

F. Walker

PART IV.

PRINTED BY ORDER OF THE TRUSTEES.

LONDON, 1852.

292289

*QL
533
H7B8X
pt. 4
ENT*

LONDON :
PRINTED BY EDWARD NEWMAN,
9, DEVONSHIRE ST., BISHOPSGATE.

INTRODUCTION.

THE principal object of the present Catalogue has been to give a complete list of the specimens of Homopterous Insects contained in the collection of the British Museum, indicating at the same time the peculiarities of each, as regards variation of character, locality, and the source from whence it has been derived. With this view, the different individuals of each species contained in the collection are indicated by the letters *a*, *b*, *c*, &c., following the name of the species and its synonymes, and the description, if it appeared to have been before undescribed.

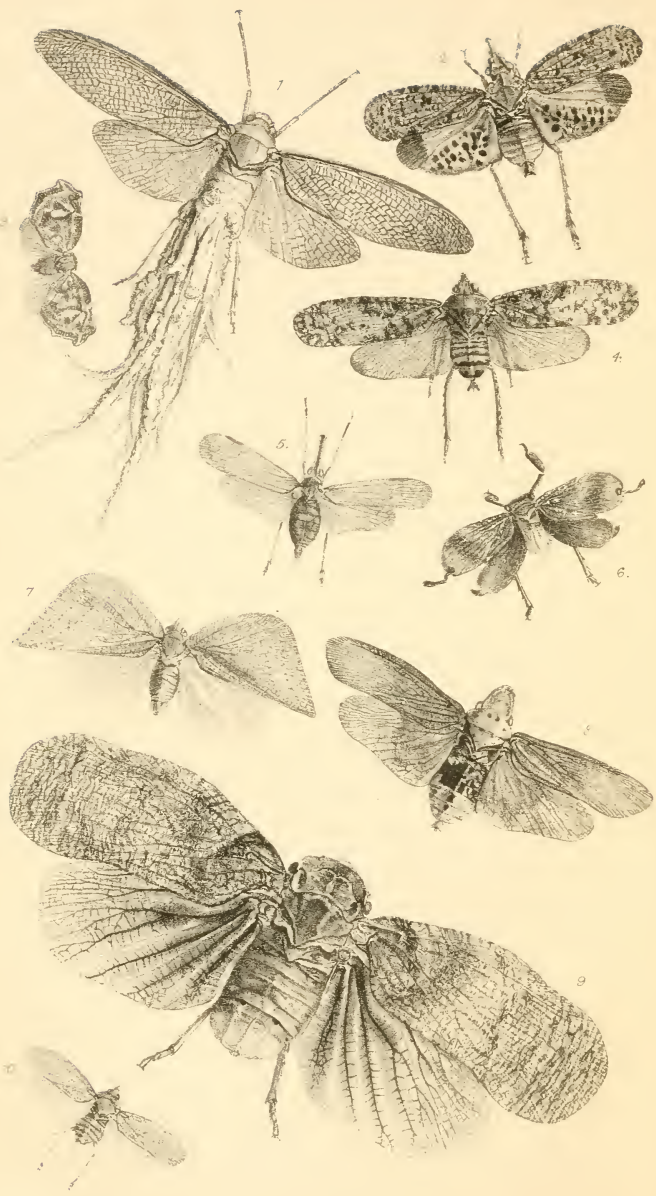
This part of the Catalogue of Homopterous Insects has been prepared and the new species described by Mr. FRANCIS WALKER, so well known for his attention to this order of Insects.

JOHN EDWARD GRAY.

British Museum,
Dec. 30th, 1851.







EXPLANATION OF PLATES.

TAB. I.

- Fig. 1. *Dundubia diminuta*
" 2. *Fidicina nivifera*
" 3. *Tettigades compacta*
" 4. *Zammara smaragdina*
" 5. *Cicada tristigma*
" 6. *Thopha*, (New sp.).

TAB. II.

- Fig. 1. Wing of *Cyclochila honesta*
" 2. *Tettigarcta tomentosa*
" 3. Pupa do.
" 4. *Cystosoma Saundersii*
" 5. *Mogannia ignifera*
" 6. *Cicada aurora*

TAB. III.

- Fig. 1. *Pterodictya ephemera*
" 2. *Enchophora sicca*
" 3. *Flatoides retractus*
" 4. *Dichoptera smaragdina*
" 5. *Dictiophora chlorochroma*
" 6. *Ancyra appendiculata*
" 7. *Phyllyphanta producta*
" 8. *Rhinortha guttata*
" 9. *Paralystra Emma*
" 10. *Aselgeira ramulifera*


TAB. IV.

- Fig. 1, 2. *Oxygonia auriflua*
 „ 3. *Polyglypta dorsalis*
 „ 4, 5. *Pterygia horrifica*
 „ 6. *Tragopa tetyrides*
 „ 7. *Membracis marginalis*
 „ 8. *Darnis convoluta*
 „ 9. *Æda inflata*, *Fab.*
 „ 10, 11. *Heteronotus excisus*
 „ 12. *Ceresa incrassata*
 „ 13. *Hemiptycha brevis*
 „ 14. *Combophora consentanea*
 „ 15. *Boeydium globulare*, *Fab.*

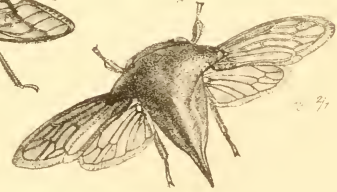
TAB. V.

PHYSAPODA.

- Fig. 1. *Thrips Ulmi*. Young larva. *a.* Antenna. *b.* End of abdomen.
 „ 2. Larva. *a.* Head. *b, c.* Mouth of larva.
 „ 3. Propupa.
 „ 4. Pupa.
 „ 5. *Aptinothrips rufa*, larva, ♀. *a.* Antenna without the two basal joints. *b.* Tibia. *c.* Terminal orifice of abdomen with the whorl of hairs.
 „ 6. Propupa, ♀. *a.* Antenna. *b.* Fore leg.
 „ 7. Pupa, ♀. *a.* Antenna. *b.* Tibia. *c.* End of abdomen.
 „ 8. Pupa, ♀, lateral view. *a.* Antenna. *b.* End of abdomen.
 „ 9. Abdomen of *A. rufa*, ♂, vertical view. *a.* End of abdomen.
 „ 10. Do., side view.
 „ 11. *A. rufa*, ♀. *a.* Face. *b.* Fore leg. *c.* Abdomen, with ventricle *in situ*.
 „ 12. *Melanthrips obesa*, larva. *a.* Antenna. *b.* Eye. *c, d.* Tail.
 „ 13, *a.* Antenna of imago. *b.* Maxilla. *c.* Labium. *d.* Mouth. *e.* Fore leg.
 „ 14. *Sericothrips*. *a.* Antenna. 6. Hemelytron.



9 1/2



TAB. VI.

- Fig. 1. *Phlæothrips Ulmi*, imago. *a.* Face. *b.* Tongue? *c, d.* Maxillary palpus. *e.* End of mouth, with labial palpi. *f.* Base of maxilla, with the palpus. *g.* Hemelytron.
- „ 13. *Heliothrips*. *a.* Mouth. *b.* Maxillary palpus. 13, *c.* Antenna. 13, *d.* Apex of ditto.
- „ 2. *Phlæothrips coriacea*.
- „ 3. *Idolothrips Spectrum*.
- „ 4. *Limothrips cerealium*. Propupa, ♀. *a.* Head. *b.* Tarsus. *c.* End of abdomen.
- „ 5. Pupa, ♀. *a.* Hind leg. *b.* End of abdomen.
- „ 6. Pupa, ♂. *a.* End of abdomen.
- „ 15. Imago. *a.* Face. *b, c.* Maxillary palpus. *d.* Abdomen, ♂. *e.* End of abdomen, ♀. *f.* Ditto, side view. *g.* A spine. *h.* Labial palpus. *i, k.* Different views of labium.
- „ 7. *Thrips Physapus*, ♀, dorsal view. *b.* Ventral.
- „ 9. Profile. 10. Male.
- „ 11. End of abdomen of larva.
- „ 8, *a.* *Thrips obscura*. Last joint of antenna, with the style.
- „ 12. *Chirothrips*.
- „ 14. *Thrips vulgarissima*. *a, b.* Head. *c, d.* Part of mouth. *e.* Mandibles. *f.* Maxilla. *g.* Maxillary palpus.

TAB. VII.

- Fig. 1. Terminal segments in *Limothrips cerealium*, ♂ (*a, b*). *g.* Rectum. *e.* Testes. *f.* Vesicula. *d.* Utriculus. *c.* Exitus.
- „ 2, 3. Annulus analis cum virga recurva.
- „ 4. ♂. *a.* Utriculus. *b.* Canalis excretionis. *c.* Vesiculæ. *d.* Testes.
- „ 5. Idem, a latere cum fibris suspensoriis. *f.* Rectum. *e.* Fibræ.
- „ 6. Abdomen, ♂.
- „ 7. Abdomen, ♂, *Thrips Urticæ*. 8. Apex.
- „ 9. Apex. 10. Exitus. *Thrips Physapus*.

- Fig. 12. Terebræ valvula, exterior. *Thrips atrata*.
 „ 13. „ „ interior. „ „
 „ 14. Terebra integra. „ „
 „ 15. Theca ex ovariis.
 „ 16. Vasa dubia gemina prope os, cum apicibus ovarii connexa, etiam in larvis obvia; in *Tubuliferis* pariter adsunt.
 „ 17. Ovum maturum.
 „ 19. Intestinum. *Thrips rufa*, ♀. a. Œsophagus. b. Ingluvies. c. Proventriculus. d. Duodenum. e. Intestinum tenue. f. Rectum. g. Vasa hepatica “malpighiana” dicta. h. Ductus salivæ? i. Vasa prædicta dubia.
 „ 20. Portio ejusdem. *Thrips vulgatissima*.
 „ 21. Insertio vasum hepaticorum.
 „ 22. Intestinum. *Sericothrips*.
 „ 23. Frustum e ductu salivari (optical deception?)
 „ 24. Intestinum. *Limothrips cerealium*, larva.
 „ 25. Vasa dubia. „ „
 „ 26. *Thrips obscura*. Ingluvies, &c.
 „ 27. Thorax, &c., a latere. *Thrips cerealium*.
 „ 28. Pagina infera. „ „
 „ 29. Portio magis aucta, ut exhibeat spiraculum prothoracis, x.
 „ 30. Tracheæ in *Thr. rufa*.
 „ 31. *Coleothrips fasciata*. Head in front.
 „ 32. Do. behind. 33. Labium. 34. Maxillary palpus.
 „ 35. Labial palpus. 36. Maxilla. 37. Labrum.
 „ 38. Hemelytron, the hairs omitted. 39. Tarsus. 40. End of antenna. 41. Antenna of larva. 42. End of abdomen of larva.
 „ 43. *Thrips Ulicis*. Antenna.
 „ 44. Do. Fore tibia and tarsus.

TAB. VIII.

- Fig. 1. Medullary system of *Phlæothrips Pini*.
 „ 2. The position of cephalic lobes in pupa of *Thrips cerealium*, with the passage of œsophagus.
 „ 3 and 4. The lobes of cephalic ganglion and emergence of œsophagus in *Phlæothrips*. c. Œsophagus. d. Recurrent salivary duct of one side. e. Ingluvies.
 „ 5. Optic nerve.
 „ 6. Intestinal canal of *Phlæothrips*. a. Head. b. Œsophagus. c. Ingluvies. d. Proventriculus. f. Duodenum. g. Intestinum tenue. h. Vasa hepatica. i. Rectum.

- Fig. 7. Position of the rectum, with relation to the terminal segments. *P. Statices*.
- „ 8. Inflated insertion of malpighian vessels (*d.*) in a male of *P. Statices*. *a.* Duodenum. *b.* Small intestine. *c.* Rectum.
- „ 9, 10, 11. Reproductive system in *Phlæothrips*, ♂. *b''*. Testes. *b'*. Deferentia. *c.* Vesiculæ pares. *d, e.* Vesiculæ impares. *a.* Utriculus præ canali excretorio.
- „ 12. The ovaries of *P. Statices*, ♀.
- „ 13. Unfertilized ovary in ♀ newly transformed *P. Pini*.
- „ 14. End of one of the egg-sheaths.
- „ 15. Full-grown egg.
- „ 16. Do. in another stage?
- „ 17. Mouth with a salivary receptacle? *in situ*. *P. Pini*.
a. labrum. *c.* maxilla.
- „ 18. Excretory canal of saliva glands?
- „ 19. The saliva gland?
- „ 20. The pair, (see fig. 16 of plate 7).
- „ 21, 22. The two salivary receptacles of one side? (Very doubtful).
- „ 23. Tip of haustellum, *in situ*. *Phlæothrips*.
- „ 24. End of labrum.
- „ 25. End of maxillary palpus.
- „ 26. The labrum and maxilla in juxtaposition. γ . Double membranous lining of labrum.
- „ 27. Labrum.
- „ 28. Labium.
- „ 29. Mandibles.
- „ 30. Maxilla of *Idolothrips*.
- „ 31. End of mouth, with emerging mandibles.
- „ 32. Mandible or tongue.
- „ 33. Mouth of *Phlæothrips Pini*, larva.
- „ 34. Horny spots at base of do.

LIST
OF
HOMOPTEROUS INSECTS.

Order II. PHYTOPHTHIREs.

Phytophthires et Coccina, *Burm. Handb. Ent.* ii. 1, 55.

Aphidiæ, *Latr., Zett., Blanch.*

Aphidii, *Fonscolombe.*

Sternorhynchi.—Fam. 1. Phytophthires. Tribe 1. Hymenelytres.—

2. Scytinelytres. Fam. 2. Phytathelges. Tribe 1. Lanisectes.

—2. Gallinsectes.—*Amyot et Serv. Hist. Nat. Hém.* 588, 590,
613, 618, 625.

Dimera, *Westw. Intr. Ent.* ii. 434.

Fam. 1. PSYLLIDÆ.

Psyllidæ, *Latr., Blanch., Westw., Curt.*

Psyllodes, p., *Hartig.*

Psyllodes, *Burm., Handb. Ent.* ii. 1, 95.

Race Saltipedes, Group Psyllides, *Amyot et Serv. Hist. Nat. Hém.*
590.

Genus 1. LIVIA.

Livia, *Latr. Hist. Nat. Ins.* xii. 374. *Gen. Crust.* iii. 170, 399, 1.
Leuch, Samou., Curt., Dahlbom, Burm., Ahrens, Zett., Hartig,
Blanch., Amyot et Serv., Erichson, Foerster.

Chermes, p., *Schrank.*

Dariphia, *Illiger, Mag.* ii. 284.

Psylla, p., *Latr., Haworth.*

Psylla, p., *Fallen.*

1. LIVIA JUNCORUM.

Chermes Junci, *Baiersch. Flor.* 558. *Schrank, Faun. Boic.* ii. 1, 142, 1252.

Livia Juncorum, *Latr. Hist. Nat. Crust. &c.* xii. 374. *Gen. Crust.* viii. 170, 1, 399, 1, pl. 12, f. 1. *Leach, Edin. Enc.* ix. 125. *Samou. Comp.* 232, pl. 5, f. 11. *Haworth, Ent. Trans.* i. 252. *Illig. Mag.* i. 284. *Curt. Brit. Ent.* 492. *Burm. Handb. Ent.* ii. 1, 97, 1. *Dahlb. Scand. Ins.* 132. *Zett. Ins. Lapp.* 306, 52, 32, 1. *Blanch. Hist. Nat. Ins.* 1, 418. *Amyot et Serv. Hist. Nat. Hém.* 596, 1. *Foerster, Psyll. Verh. Nat. Ver. Preuss. Rheinl.* 1848, 3, 91.

Psylla Juncorum, *Latr. Bull. Soc. Philomat.* 1. *Hist. Nat. des Fourmis*, 322, pl. 12, f. 3.

Diraphia Juncorum, *Illig. Mag.* i. 284.

Livia, *Amyot, Ann. Soc. Ent. Fr. 2me Série*, v. 462, 515.

a—f. England. Presented by F. Walker, Esq.

g. France.

h, i. Sweden.

2. LIVIA VERNALIS.

Livia vernalis, *Fitch, The Senate*, No. 30, 64.

New York.

3. LIVIA FEMORALIS.

Livia femoralis, *Fitch, The Senate*, No. 30, 64.

New York.

4. LIVIA PALUDUM.

Livia Paludum, *Foerster, MSS.*

Var. *Juncorum*?

a. Prussia. Presented by F. Walker, Esq.

5. LIVIA LONGIPENNIS.

Rufa; antennæ corpore paullo breviores, apice nigrae; abdomen subtus flavum; alæ anticæ longæ, fuscae, maculis sublimpidis ornatae; alæ posticæ subcinereæ.

Red: head flat above, with two tawny and slightly hairy lobes in front: feelers slender, slightly setaceous, a little shorter than the body, black towards the tips; first and second joints stout, short;

first much thicker than the second, and about twice its length; third and following long, successively decreasing in length; tenth spindle-shaped, terminating in a bristle: abdomen yellow beneath: fore-wings brown, with a few almost colourless spots; brand red, narrow, nearly half the length of the wing; veins ferruginous; upper fork at three-fifths of the length of the wing, its lower branch slightly undulating; lower fork about the middle of the wing, its upper fork full thrice the length of the lower: hind-wings slightly gray. Length of the body $2\frac{1}{2}$ lines; of the wings 7 lines.

a. Van Diemen's Land. From Mr. Shuckard's collection.

Genus 2. DIRAPHIA.

Diraphia, *Waga*, *Ann. Soc. Ent. Fr.* xi. 275. *Guér. Amyot et Serv. Hist. Nat. Hém.* 596.

1. DIRAPHIA LIMBATA.

Diraphia limbata, *Waga*, *Ann. Soc. Ent. Fr.* xi. 275. *Guér. Icon. Rég. Anim.* 1842, 293. *Amyot et Serv. Hist. Nat. Hém.* 597.

Diraphia, *Amyot*, *Ann. Soc. Ent. Fr.* 2me Série, v. 462, 515.

Poland.

Genus 3. LIVILLA.

Livilla, *Curt. Brit. Ent.* 625. *Foerster*.

Psylla, p., *Klug, Waltl., Germ.*

1. LIVILLA ULICIS.

Livilla Ulicis, *Curt. Brit. Ent.* 625. *Foerster, Psylloden, Verhandl. Naturhist. Vereins der Preuss. Rheinlande*, 1848, 3, 68, 1.

Psylla coleoptrata, *Klug, Isis*, 1837, 277. *Waltl. Germ. Zeit. Ent.* i. 365.

Psylla Genistæ, *Germ.*

a—c. England. Presented by J. C. Dale, Esq.

d. France.

e. Prussia. Presented by F. Walker, Esq.

Genus 4. ARYTAINA.

Chermes, p., *Linn., Fabr., Gmel., Berk., Stew.*

Psylla (Section 3), *Hartig*.

Arytaina, *Foerster, Psylloden, Verhandlungen des Naturhistorischen Vereins der Preussischen Rheinlande*, 1848, 67.

Psylla, p., *Hartig*.

1. ARYTAINA SPARTII.

Arytaina Spartii, *Foerster, Psyll. Verh. Nat. Ver. Preuss. Rheinl.*
1848, 3, 69.

Psylla Spartii, *Hartig, Germ. Zeitsch. Ent.* iii. 375, 9.

Psylla Ulicis, *Curt. Brit. Ent.* 565, 22, a.

a—d. England. Presented by F. Walker, Esq.

e. South of France. Presented by F. Walker, Esq.

f, g. Prussia. Presented by F. Walker, Esq.

h, i. Prussia. Presented by E. Doubleday, Esq.

j. ———? Presented by E. Doubleday, Esq.

2. ARYTAINA RADIATA.

Arytaina radiata, *Foerster, Psyll. Verh. Nat. Ver. Preuss. Rheinl.*
1848, 3, 70.

Prussia.

Genus 5. PSYLLA.

Psylla, p., *Geoff. Ins. Par.* i. 484. *Latr., Burm.*

Chermes, p., *Linn., Fabr., Deg., Schrank, Gmel., Berk., Stew.,*
Turt., Kirby & Spence, Hartig, Zeit.

Psylla (Section 1), *Hartig, Germ. Ent. Zeit.* iii. 373.

Psylla, *Foerster, Psyll. Verh. Nat. Ver. Preuss. Rheinl.* 1848, 3,
67.

1. PSYLLA ALNI.

Psylla Alni, *Geoff. Ins. Par.* i. 486, 3. *Latr. Gen. Crust.* iii. 169,
398, 1. *Leach, Edin. Enc.* ix. 125. *Samou. Comp.* 231.
Burm. Handb. Ent. ii. 1, 98, 1. *Foerster, Psyll. Verh. Nat.*
Ver. Preuss. Rheinl. 1848, 3, 70, 1.

Chermes Alni, *Linn. Faun. Succ.* 1008. *Syst. Nat.* i. 2, 738, 10.
Fabr. Sp. Ins. ii. 391, 12. *Mant. Ins.* 318, 12. *Ent. Syst.* iv.
222, 12. *Syst. Rhyn.* 305, 12. *Deg. Ins.* iii. 96, 3, pl. 10, f. 8.
Frisch. Ins. viii. 28, pl. 13. *Sulz. Ins.* pl. 12, f. 80. *Schæff.*
Flem. pl. 39. *Hartig, Germ. Zeit. Ent.* iii. 373. *Gmel. Ed.*
Syst. Nat. i. 4, 2212, 10. *Schrank, Faun. Boic.* ii. 1, 140,
1245. *Berk. Syn.* i. 121. *Stew. El. Nat. Hist.* ii. 111.
Turt. Syst. Nat. ii. 711. *Shaw, Gen. Zool.* vi. 186, f. 3.
Zett. Faun. Lapp. i. 556, 8. *Ins. Lapp.* 309, 8.

Clethropsylla, *Amyot, Ann. Soc. Ent. Fr. 2me Série*, v. 459.

a—d. England. Presented by F. Walker, Esq.

e, f. ———?

g, h. Prussia. Presented by E. Doubleday, Esq.

i, j. Prussia. Presented by F. Walker, Esq.

2. PSYLLA FUSCINERVIS.

Psylla fuscinervis, *Foerster, Psyll. Verh. Nat. Ver. Preuss. Rheinl.* 1848, 3, 70, 2.

Prussia.

3. PSYLLA BUXI.

Chermes Buxi, *Linn. Syst. Nat.* ii. 738, 7. *Fabr. Sp. Ins.* ii. 391, 5. *Mant. Ins.* ii. 317, 5. *Ent. Syst.* iv. 221, 5. *Syst. Rhyn.* 304, 5. *Gmel. Ed. Syst. Nat.* i. 4, 2212, 7. *Réaum. Ins.* iii. pl. 19, f. 1—14. *Stew. El. Nat. Hist.* ii. 112. *Shaw, Gen. Zool.* vi. 187, pl. 59, f. *inf.* *Wood, Ill. Linn. Gen.* i. 114, pl. 40.

Psylla viridis, &c., *Geoff. Ins. Par.* i. 485, 2.

Psylla Buxi, *Foerster, Psyll. Verh. Nat. Ver. Preuss. Rheinl.* 1848, 3, 71, 3.

a. Scotland. Presented by E. Doubleday, Esq.

b, c. England. Presented by F. Walker, Esq.

4. PSYLLA VISCI.

Psylla Visci, *Curt. Brit. Ent.* 565, 5, *a.* *Foerster, Psyll. Verh. Nat. Ver. Preuss. Rheinl.* 1848, 3, 71, 4.

Europe.

5. PSYLLA ULMI.

Psylla Ulmi, *Foerster, Psyll. Verh. Nat. Ver. Preuss. Rheinl.* 1848, 3, 71, 5.

Chermes Ulmi, *Linn. Syst. Nat.* i. 2, 737, ii. 737, 4. *Faun. Suec.* 1002. *Fabr. Sp. Ins.* ii. 390, 2. *Mant. Ins.* 317, 2. *Ent. Syst.* iv. 221, 2. *Syst. Rhyn.* 303, 2. *Gmel. Ed. Syst. Nat.* i. 4, 2211, 2. *Schrank, Faun. Boic.* ii. 1, 141, 1250. *Stew. El. Nat. Hist.* ii. 111. *Turt. Syst. Nat.* ii. 710.

a. Prussia. Presented by F. Walker, Esq.

6. PSYLLA VIRIDIS.

Psylla cratægicola, *Foerster, Psyll. Verh. Nat. Ver. Preuss. Rheinl.* 1848, 3, 72, 6.

Psylla viridis, *Hartig, Germ. Ent. Zeit.* iii. 374, 3.

a, b. England. Presented by F. Walker, Esq.

c. ———?

d. ———? Presented by F. Walker, Esq.

e, g. Prussia. Presented by E. Doubleday, Esq.

7. PSYLLA MALI.

Psylla Mali, *Foerster, Psyll. Verh. Nat. Ver. Preuss. Rheinl.* 1848, 3, 72, 8.

Chermes Mali, *Schmidberger, Kollar, Treatise on Injurious Insects, Translated*, 278.

a—f. England. Presented by F. Walker, Esq.

8. PSYLLA CARPINI.

Psylla Carpini, *Foerster, Psyll. Verh. Nat. Ver. Preuss. Rheinl.* 1848, 3, 72, 9.

Prussia.

9. PSYLLA DUBIA.

Psylla dubia, *Foerster, Psyll. Verh. Nat. Ver. Preuss. Rheinl.* 1848, 3, 73, 10.

Prussia.

10. PSYLLA FRAXINICOLA.

Psylla fraxinicola, *Foerster, Psyll. Verh. Nat. Ver. Preuss. Rheinl.* 1848, 3, 73, 11.

Prussia.

11. PSYLLA HIPPOPHAES.

Psylla Hippophaës, *Von Heyden, MSS. Foerster, Psyll. Verh. Nat. Ver. Preuss. Rheinl.* 1848, 3.

a, b. Prussia. Presented by F. Walker, Esq.

12. PSYLLA ——— ?

Psylla viridula, *Foerster, Psyll. Verh. Nat. Ver. Preuss. Rheinl.* 1848, 3, 74, 13.

a. England. Presented by F. Walker, Esq.

13. PSYLLA PEREGRINA.

Psylla peregrina, *Foerster, Psyll. Verh. Nat. Ver. Preuss. Rheinl.* 1848, 3, 74, 14.

a, b. Prussia. Presented by F. Walker, Esq.

14. PSYLLA INSIGNIS.

Psylla insignis, *Foerster, Psyll. Verh. Nat. Ver. Preuss. Rheinl.* 1848, 3, 74, 15.

Prussia.

15. PSYLLA AMBIGUA.

Psylla ambigua, *Foerster, Psyll. Verh. Nat. Ver. Preuss. Rheinl.* 1848, 3, 74, 16.

Prussia.

16. PSYLLA MELANONEURA.

Psylla melanoneura, *Foerster, Psyll. Verh. Nat. Ver. Preuss. Rheinl.* 1848, 3, 75, 17.

Prussia.

17. PSYLLA SPARTIOPHILA.

Psylla spartiophila, *Foerster, Psyll. Verh. Nat. Ver. Preuss. Rheinl.* 1848, 3, 75, 18.

a, b. Prussia. Presented by F. Walker, Esq.

18. PSYLLA CRATÆGI.

Chermes Cratægi, *Scopoli, Ent. Carn.* 139, 412. *Gmel. Ed. Syst. Nat.* i. 4, 2214, 24. *Schrank, Faun. Boic.* ii. 1, 142, 1255. *Stew. El. Nat. Hist.* ii. 112.

Psylla Cratægi, *Foerster, Psyll. Verh. Nat. Ver. Preuss. Rheinl.* 1848, 3, 75, 19.

a—d. England. Presented by F. Walker, Esq.

19. PSYLLA COSTATO-PUNCTATA.

Psylla costato-punctata, Foerster, *Psyll. Verh. Nat. Ver. Preuss. Rheinl.* 1848, 3, 76, 20.

a. Prussia. Presented by F. Walker, Esq.

20. PSYLLA RUFULA.

Psylla rufula, Foerster, *Psyll. Verh. Nat. Ver. Preuss. Rheinl.* 1848, 3, 76, 21.

Prussia.

21. PSYLLA FUMIPENNIS.

Psylla fumipennis, Foerster, *Psyll. Verh. Nat. Ver. Preuss. Rheinl.* 1848, 3, 76, 22.

Prussia.

22. PSYLLA PRUNI.

Chermes Pruni, Scopoli, *Ent. Carn.* 140, 414. *Gmel. Ed. Syst. Nat.* i. 4, 2214, 23. *Schrank, Faun. Boic.* ii. 1. 142, 1254. *Stew. El. Nat. Hist.* ii. 112.

Psylla Pruni, Foerster, *Psyll. Verh. Nat. Ver. Preuss. Rheinl.* 1848, 3, 77, 23.

Europe.

23. PSYLLA PYRI.

Psylla Pyri, Stephens, *Curt. Brit. Ent.* 565, 5. *Burm. Handb. Ent.* ii. 1, 98, 2. *Knight, Hort. Trans. Ser. 2*, ii. 107. *Loudon's Gardener's Mag.* 92, 1837, 525. *Ruricola, Gard. Chron.* ii. (1842), 156. Foerster, *Psyll. Verh. Nat. Ver. Preuss. Rheinl.* 1848, 3.

Chermes Pyri, Linn. *Syst. Nat.* i. 2, 737, 4. *Faun. Suec.* 1004. *Fabr. Sp. Ins.* ii. 390, 3. *Mant. Ins.* ii. 317, 3. *Ent. Syst.* iv. 221, 3. *Syst. Rhyn.* 303, 3. *Deg. Ins.* iii. 91, 2. pl. 9, f. 1, 16. *Schrank, Faun. Boic.* ii. 1, 142, 1253. *Gmel. Ed. Syst. Nat.* i. 4, 2211, 4. *Berk. Syn.* i. 121. *Stew. El. Nat. Hist.* ii. 111. *Turt. Syst. Nat.* ii. 710. *Shaw, Gen. Zool.* vi. 187, pl. 59, f. sup. *Schmidberger, Kollar, Treatise on Injurious Insects, Trans.* 275.

Apiopsylla, Amyot, *Ann. Soc. Ent. Fr. 2me Série*, v. 459.

a—d. England. Presented by F. Walker, Esq.

e—i. Scotland. Presented by E. Doubleday, Esq.

24. PSYLLA PYRICOLA.

Psylla pyricola, Foerster, *Psyll. Verh. Nat. Ver. Preuss. Rheinl.* 1848, 3, 77, 25.

Germany.

25. PSYLLA APIOPHILA.

Psylla apiophila, Foerster, *Psyll. Verh. Nat. Ver. Preuss. Rheinl.* 1848, 3, 78, 26.

a. England. Presented by J. C. Dale, Esq.

b, c. Prussia. Presented by F. Walker, Esq.

26. PSYLLA PYRISUGA.

Psylla pyrisuga, Foerster, *Psyll. Verh. Nat. Ver. Preuss. Rheinl.* 1848, 3, 78, 27.

a. Prussia. Presented by F. Walker, Esq.

27. PSYLLA SALICIS.

Chermes Salicis, Linn *Syst. Nat.* ii. 739, 14. *Faun. Suec.* 1012. *Fabr. Sp. Ins.* ii. 392, 14. *Mant. Ins.* ii. 318, 14. *Ent. Syst.* iv. 223, 14. *Syst. Rhyn.* 305, 14. *Gmel. Ed. Syst. Nat.* i. 4, 2213, 14. *Schrunk, Faun. Boic.* ii. 1, 140, 1247. *Stew. El. Nat. Hist.* ii. 112. *Turt. Syst. Nat.* ii. 711.

Psylla Saliceti, Foerster, *Psyll. Verh. Nat. Ver. Preuss. Rheinl.* 1848, 3, 79, 28.

a, b. England. Presented by F. Walker, Esq.

c. Prussia. Presented by the Entomological Club.

d. ——— ?

28. PSYLLA FERRUGINEA.

Psylla ferruginea, Foerster, *Psyll. Verh. Nat. Ver. Preuss. Rheinl.* 1848, 3, 79, 29.

a. England. Presented by F. Walker, Esq.

b. Prussia. Presented by E. Doubleday, Esq.

c. Prussia. Presented by F. Walker, Esq.

29. PSYLLA SIMULANS.

Psylla simulans, *Foerster, Psyll. Verh. Nat. Ver. Preuss. Rheinl.* 1848, 3, 80, 30.

Prussia.

30. PSYLLA FRAXINI.

Psylla Fraxini, *Curt. Brit. Ent.* 565. *Hartig, Foerster, Psyll. Verh. Nat. Ver. Preuss. Rheinl.* 1848, 3, 80, 31.

Chermes Fraxini, *Linn. Syst. Nat.* ii. 739, 15. *Faun. Suec.* 1013. *Fabr. Sp. Ins.* ii. 392, 15. *Mant. Ins.* ii. 318, 15. *Ent. Syst.* iv. 223, 15. *Syst. Rhyn.* 305, 15. *Gmel. Ed. Syst. Nat.* i. 4, 2313, 15. *Schrank, Faun. Boic.* ii. 1, 141, 1248. *Berk. Syn.* i. 122. *Stew. El. Nat. Hist.* ii. 112. *Turt. Syst. Nat.* ii. 711. *Kirby and Spence, Intr. Ent.* pl. 28, f. 18.

a—d. England. Presented by F. Walker, Esq.

e. Scotland. Presented by E. Doubleday, Esq.

f, g. Prussia. Presented by E. Doubleday, Esq.

h, i. Prussia. Presented by F. Walker, Esq.

31. PSYLLA HEYDENI.

Psylla Heydeni, *Foerster, Psyll. Verh. Nat. Ver. Preuss. Rheinl.* 1848, 3, 81, 32.

a. Prussia. Presented by F. Walker, Esq.

32. PSYLLA ALPINA.

Psylla alpina, *Foerster, Psyll. Verh. Nat. Ver. Preuss. Rheinl.* 1848, 3, 81, 33.

Bernese Alps.

33. PSYLLA PICTA.

Psylla picta, *Foerster, Psyll. Verh. Nat. Ver. Preuss. Rheinl.* 1848, 3, 81, 34.

England.

34. PSYLLA SUBGRANULATA.

Psylla subgranulata, Foerster, *Psyll. Verh. Nat. Ver. Preuss. Rheinl.*
1848, 3, 94.

South of France.

35. PSYLLA ARGYROSTIGMA.

Psylla argyrostigma, Foerster, *Psyll. Verh. Nat. Ver. Preuss. Rheinl.*
1848, 3, 97, 4.

Germany.

36. PSYLLA ALATERNI.

Psylla Alaterni, Haliday, MSS. Foerster, *Psyll. Verh. Nat. Ver.*
Preuss. Rheinl. 1848, 3, 97, 5.

a. Ireland. Presented by A. H. Haliday, Esq.

37. PSYLLA ÆRUGINOSA.

Psylla æruginosa, Foerster, *Psyll. Verh. Nat. Ver. Preuss. Rheinl.*
1848, 3, 97, 6.

Ireland.

38. PSYLLA OCCULTA.

Psylla occulta, Foerster, *Psyll. Verh. Nat. Ver. Preuss. Rheinl.* 1848,
3, 98, 7.

a. England. Presented by F. Walker, Esq.

39. PSYLLA FUSCIPES.

Psylla fuscipes, Hartig, *Germ. Ent. Zeit.* iii. 374.

Germany.

40. PSYLLA BETULÆ.

Chermes Betulæ, Linn. *Syst. Nat.* ii. 738, 9. *Faun. Suec.* 1007.
Fabr. Sp. Ins. ii. 391, 11. *Mant. Ins.* 318, 11. *Ent. Syst.* iv.
222, 11. *Syst. Rhyn.* 305, 11. *Gmel. Ed. Syst. Nat.* i. 4,
2212. *Stew. El. Nat. Hist.* ii. 112. *Turt. Syst. Nat.* ii. 711.

a—e. Scotland. Presented by E. Doubleday, Esq.

41. PSYLLA GRAMINIS.

Chermes Airæ-flexuosæ, *Linn. Syst. Nat.* ii. 737, 1. *Faun. Suec.* 1001.

Chermes graminis, *Fabr. Sp. Ins.* ii. 390, 1. *Mant. Ins.* ii. 317, 1. *Ent. Syst.* iv. 221, 1. *Syst. Rhyn.* 303, 1. *Gmel. Ed. Syst. Nat.* i. 4, 2211, 2. *Berk. Syn.* i. 121. *Stew. El. Nat. Hist.* ii. 111. *Turt. Syst. Nat.* ii. 710.

a. ———?

42. PSYLLA NIGRITA.

Chermes nigrita, *Zett. Faun. Lapp.* i. 556, 9. *Ins. Lapp.* 309, 9. Lapland.

43. PSYLLA PULCHRA.

Chermes pulchra, *Zett. Ins. Lapp.* 309, 10. Lapland.

44. PSYLLA ELEGANTULA.

Chermes elegantula, *Zett. Ins. Lapp.* 310, 11. Lapland.

Note.—The following species may not belong to the genus *Psylla* as it is defined by Foerster.

45. PSYLLA SUBFASCIATA.

Psylla subfasciata, *Erichson, Arch.* 1842, i. 286. Van Diemen's Land.

46. PSYLLA LUTEOLA.

Psylla luteola, *Erichson, Arch.* 1842, i. 286. Van Diemen's Land.

47. PSYLLA? CERASTII.

Chermes Cerastii, *Linn. Syst. Nat.* ii. 737, 3. *Faun. Suec.* 1003. *Fabr. Sp. Ins.* ii. 390, 4. *Mant. Ins.* ii. 317, 4. *Ent. Syst.* iv. 221, 4. *Syst. Rhyn.* 303, 4. *Gmel. Ed. Syst. Nat.* i. 4, 2211, 3. *Stew. El. Nat. Hist.* ii. 111. *Turt. Syst. Nat.* ii. 710.

Europe.

48. PSYLLA? SORBI.

Chermes Sorbi, *Linn. Syst. Nat.* ii. 738, 5. *Fabr. Sp. Ins.* ii. 391, 7. *Mant. Ins.* ii. 318, 7. *Ent. Syst.* iv. 222, 7. *Syst. Rhyn.* 304, 7. *Gmel. Ed. Syst. Nat.* i. 4, 2211, 5. *Berk. Syn.* i. 121. *Stew. El. Nat. Hist.* ii. 111. *Turt. Syst. Nat.* ii. 710.

Europe.

49. PSYLLA? PERSICÆ.

Chermes Persicæ, *Fabr. Sp. Ins.* ii. 391, 8. *Mant. Ins.* ii. 318, 8. *Ent. Syst.* iv. 222, 8. *Syst. Rhyn.* 304, 8. *Geoff. Ins. Par.* i. 506, 4. *Réaum. Ins.* iv. pl. 1, f. 1, 2. *Gmel. Ed. Syst. Nat.* i. 4, 2212, 18. *Stew. El. Nat. Hist.* ii. 111.

Europe.

50. PSYLLA? CALTHÆ.

Chermes Calthæ, *Linn. Syst. Nat.* ii. 738, 6. *Faun. Suec.* 1005. *Fabr. Sp. Ins.* ii. 391, 9. *Mant. Ins.* ii. 318, 9. *Ent. Syst.* iv. 222, 9. *Syst. Rhyn.* 304, 9. *Gmel. Ed. Syst. Nat.* i. 4, 2212, 6. *Stew. El. Nat. Hist.* ii. 111. *Turt. Syst. Nat.* ii. 710.

Europe.

51. PSYLLA? FAGI.

Chermes Fagi, *Linn. Syst. Nat.* ii. 738, 12. *Faun. Suec.* 1010. *St. Scand.* 65. *Fabr. Sp. Ins.* ii. 391, 6. *Mant. Ins.* ii. 317, 6. *Ent. Syst.* iv. 222, 6. *Syst. Rhyn.* 304, 6. *Réaum. Ins.* iii. pl. 26, f. 1—6. *Gmel. Ed. Syst. Nat.* i. 4, 2213, 12. *Stew. El. Nat. Hist.* ii. 112. *Turt. Syst. Nat.* ii. 710.

Europe.

52. PSYLLA? CASTANEA.

Psylla castanea, *Geoff. Ins. Par.* i. 489, 8.
Chermes castanea, *Gmel. Ed. Syst. Nat.* i. 4, 2214, 21. *Stew. El. Hist. Nat.* ii. 112.

France.

53. PSYLLA? RUBRA.

Psylla rubra, *Geoff. Ins. Par.* i. 489, 9.

Chermes rubra, *Gmel. Ed. Syst. Nat.* i. 4, 2214, 22. *Stew. El. Nat. Hist.* ii. 112.

France.

54. PSYLLA? PURPURASCENS.

Psylla (Section 4) *purpurascens*, *Hartig, Germ. Ent. Zeit.* iii. 375, 10.

Germany.

55. PSYLLA? EUONYMI.

Chermes Euonymi, *Scopoli, Ent. Carn.* 139, 411. *Gmel. Ed. Syst. Nat.* i. 4, 2214, 25. *Stew. El. Nat. Hist.* ii. 112.

Carniolia.

56. PSYLLA? SENECTIONIS.

Chermes Senecionis, *Scopoli, Ent. Carn.* 140, 413. *Gmel. Ed. Syst. Nat.* i. 4, 2214, 26. *Stew. El. Nat. Hist.* ii. 112.

Carniolia.

57. PSYLLA? LICHENIS.

Psocus?

Chermes lichenis, *Geoff. Ins. Par.* i. 88, 7. *Gmel. Ed. Syst. Nat.* i. 4, 2214, 20. *Stew. El. Nat. Hist.* ii. 112.

France.

58. PSYLLA? TRIPUNCTATA.

Psylla tripunctata, *Fitch, The Senate*, No. 30, 64.

New York.

59. PSYLLA? QUADRILINEATA.

Psylla quadrilineata, *Fitch, The Senate*, No. 30, 64.

New York.

60. PSYLLA? CARPINI.

Psylla Carpini, *Fitch, The Senate*, No. 30, 64.
New York.

61. PSYLLA? ANNULATA.

Psylla annulata, *Fitch, The Senate*, No. 30, 64.
New York.

62. PSYLLA? URTICÆCOLENS.

Psylla urticæcolens, *Fitch, MSS.*?
a. New York. From Dr. Fitch's collection.

63. PSYLLA? QUADRISIGNATA.

a. New York. From Dr. Fitch's collection.

64. PSYLLA? QUERCUS.

Chermes Quercûs, *Linn. Syst. Nat.* ii. 738, 11. *Faun. Suec.* 1009.
Fabr. Syst. Rhyn. 305, 16. *Gmel. Ed. Syst. Nat.* i. 4, 2212,
11. *Berk. Syn.* i. 121. *Stew. El. Nat. Hist.* ii. 112.
Sweden.

65. PSYLLA? ABIETIS.

Psylla (Section 5) Abietis, *Hartig, Germ. Ent. Zeit.* iii. 375, 11.
Germany.

66. PSYLLA? RHAMNI.

Chermes Ramni, *Schränk, Faun. Boic.* ii. 1, 141, 1249.
Bavaria.

67. PSYLLA? HUMULI.

Chermes Humuli, *Schränk, Faun. Boic.* ii. 1, 141, 1251.
Bavaria.

68. PSYLLA? LATA.

Ferruginea, lata; antennæ flavæ, submoniliformes, thoracis dimidio breviores, apice fuscæ; pedes fulvi; tibiis flavis; alæ limpida, venis flavo fuscoque fuscatis.

Ferruginous, broad, thick: feelers yellow, submoniliform, rather stout, less than half the length of the chest, with brown tips, which have two bristles; joints successively decreasing in length: legs tawny; shanks yellow: wings colourless; fore-wings broad; fore border convex near the base; veins with alternate yellow and brown bands; upper fork at two-thirds of the length of the wing; lower fork in the middle of the length, its petiole extremely short. The breadth of the body and the structure of the feelers and of the fore-wings, distinguish this species from all the groups into which this family has been divided; it is most allied to *Rhinocola*. Length of the body $1\frac{1}{4}$ line; of the wings 3 lines.

a, b. Sierra Leone. Presented by the Rev. D. F. Morgan.

Genus 6. TRIOZA.

Chermes, p., *Linn.*, *Fabr.*, *Gmel.*, *Berk.*, *Stew.*, *Turt.*, *Zett.*

Psylla, p., *Geoff.*, *Hartig*, *Burm.*, *Web. & Mohr.*, *Loew*, *Macquart*, *Blanch.*

Psylla (Section 2), *Hartig*, *Germ. Ent. Zeit.* 111, 374.

Trioza, *Foerster*, *Psyll. Verh. Nat. Ver. Preuss. Rheinl.* 1848, 3, 67.

1. TRIOZA URTICÆ.

Trioza Urticæ, *Foerster*, *Psyll. Verh. Nat. Ver. Preuss. Rheinl.* 1848, 3, 82, 1.

Chermes Urticæ, *Linn. Syst. Nat.* ii. 738, 8. *Faun. Suec.* 1006. *Fabr. Sp. Ins.* ii. 391, 10. *Mant. Ins.* ii. 318, 10. *Ent. Syst.* iv. 222, 10. *Syst. Rhyn.* 304, 10. *Gmel. Ed. Syst. Nat.* i. 4, 2212, 8. *Deg. Ins.* iii. 134, 1, pl. 9, f. 7—19. *Berk. Syn.* i. 121. *Stew. El. Nat. Hist.* ii. 112. *Turt. Syst. Nat.* ii. 711. *Zett. Faun. Lapp.* i. 553, 4. *Ins. Lapp.* 308, 4.

Psylla Urticæ, *Burm. Handb. Ent.* ii. 1, 98, 3.

Cnidopsylla, *Amyot*, *Ann. Soc. Ent. Fr. 2me Série*, v. 373.

a—d. England. Presented by F. Walker, Esq.

e, f. Prussia. Presented by E. Doubleday, Esq.

g, h. Prussia. Presented by F. Walker, Esq.

2. TRIOZA APICALIS.

Trioza apicalis, *Foerster, Psyll. Verh. Nat. Ver. Preuss. Rheinl.*
1848, 3, 82, 2.

Chermes Cerastii? *Linn.*

Psylla simplex? *Hartig, Germ. Ent. Zeit.* iii. 374, 6.

Psylla Cerastii, *Loew*?

a. Prussia. Presented by F. Walker, Esq.

3. TRIOZA EUPODA.

Trioza eupoda, *Foerster, Psyll. Verh. Nat. Ver. Preuss. Rheinl.*
1848, 3, 82, 3.

Psylla eupoda, *Hartig, Germ. Ent. Zeit.* iii. 374, 8.

Germany.

4. TRIOZA PROTENSA.

Trioza protensa, *Foerster, Psyll. Verh. Nat. Ver. Preuss. Rheinl.*
1848, 3, 82, 4.

Prussia.

5. TRIOZA REMOTA.

Trioza remota, *Foerster, Psyll. Verh. Nat. Ver. Preuss. Rheinl.* 1848,
3, 83, 5.

Prussia.

6. TRIOZA CRASSINERVIS.

Trioza crassinervis, *Foerster, Psyll. Verh. Nat. Ver. Preuss. Rheinl.*
1848, 3, 83, 6.

a. Prussia. Presented by F. Walker, Esq.

7. TRIOZA CURVATINERVIS.

Trioza curvatinervis, *Foerster, Psyll. Verh. Nat. Ver. Preuss. Rheinl.*
1848, 3, 83, 7.

Prussia.

8. TRIOZA ALBIVENTRIS.

Trioza albiventris, *Foerster, Psyll. Verh. Nat. Ver. Preuss. Rheinl.*
1848, 3, 84, 8.

Prussia.

9. TRIOZA PALLIPES.

Trioza pallipes, *Foerster, Psyll. Verh. Nat. Ver. Preuss. Rheinl.*
1848, 3, 84, 9.

Germany.

10. TRIOZA FORCIPATA.

Trioza forcipata, *Foerster, Psyll. Verh. Nat. Ver. Preuss. Rheinl.*
1848, 3, 84, 10.

Prussia.

11. TRIOZA MODESTA.

Trioza modesta, *Foerster, Psyll. Verh. Nat. Ver. Preuss. Rheinl.*
1848, 3, 84, 11.

Prussia.

12. TRIOZA SANGUINOSA.

Trioza sanguinosa, *Foerster, Psyll. Verh. Nat. Ver. Preuss. Rheinl.*
1848, 3, 85, 12.

Prussia.

13. TRIOZA HÆMATODES.

Trioza hæmatodes, *Foerster, Psyll. Verh. Nat. Ver. Preuss. Rheinl.*
1848, 3, 85, 13.

Germany.

14. TRIOZA CINNABARINA.

Trioza cinnabarina, *Foerster, Psyll. Verh. Nat. Ver. Preuss. Rheinl.*
1848, 3, 85, 14.

Germany.

15. TRIOZA NIGRICORNIS.

Trioza nigricornis, *Foerster, Psyll. Verh. Nat. Ver. Preuss. Rheinl.*
1848, 3, 86, 16.

a. Prussia. Presented by F. Walker, Esq.

16. TRIOZA PINICOLA.

Trioza pinicola, *Foerster, Psyll. Verh. Nat. Ver. Preuss. Rheinl.*
1848, 3, 86, 15.

Psylla Pini? *Geoff. Ins. Par.* i. 488, 6.

Chermes Pini? *Linn. Syst. Nat.* 736, 25. *Faun. Suec. Ed.* i. 699.
Gmel. Ed. Syst. Nat. i. 4, 2213, 19. *Stew. El. Nat. Hist.* ii.
112.

Pityopsylla, *Amyot, Ann. Soc. Ent. Fr. 2me Série*, v. 461, 513.

a—f. England. Presented by F. Walker, Esq.

17. TRIOZA? LARICIS.

Psylla Laricis, *Macquart, Recueil Trav. Soc. Sci. Lille*, 1819.

Cnaphalodes Laricis, *Amyot et Serv. Hist. Nat. Hém.* 595.

Cnaphalodes, *Amyot, Ann. Soc. Ent. Fr. 2me Série*, v. 460, 512.

France.

18. TRIOZA FEMORALIS.

Trioza femoralis, *Foerster, Psyll. Verh. Nat. Ver. Preuss. Rheinl.*
1848, 3, 86, 17.

Germany.

19. TRIOZA ACUTIPENNIS.

Chermes acutipennis, *Zett. Faun. Lapp.* i. 554, 5. *Ins. Lapp.*
308, 5.

Trioza acutipennis, *Foerster, Psyll. Verh. Nat. Ver. Preuss. Rheinl.*
1848, 3, 87, 18.

a. Prussia. Presented by F. Walker, Esq.

20. TRIOZA GALII.

Trioza Galii, *Foerster, Psyll. Verh. Nat. Verh. Preuss. Rheinl.* 1848, 3, 87, 19.

a, b. Prussia. Presented by F. Walker, Esq.

21. TRIOZA VELUTINA.

Trioza velutina, *Foerster, Psyll. Verh. Nat. Ver. Preuss. Rheinl.* 1848, 3, 87, 20.

a. England. Presented by F. Walker, Esq.

22. TRIOZA ABIETICOLA.

Trioza abieticola, *Foerster, Psyll. Verh. Nat. Ver. Preuss. Rheinl.* 1848, 3, 88, 21.

a. England. Presented by F. Walker, Esq.

23. TRIOZA MUNDA.

Trioza munda, *Foerster, Psyll. Verh. Nat. Ver. Preuss. Rheinl.* 1848, 3, 88, 22.

Europe.

24. TRIOZA WALKERI.

Trioza Walkeri, *Foerster, Psyll. Verh. Nat. Ver. Preuss. Rheinl.* 1848, 3, 88, 23.

Europe.

25. TRIOZA MAURA.

Trioza maura, *Foerster, Psyll. Verh. Nat. Ver. Preuss. Rheinl.* 1848, 3, 94.

South of France.

26. TRIOZA FLAVIPENNIS.

Trioza flavipennis, *Foerster, Psyll. Verh. Nat. Ver. Preuss. Rheinl.* 1848, 3, 98, 8.

Germany.

27. TRIOZA VITRIPENNIS.

Trioza vitripennis, *Foerster, Psyll. Verh. Nat. Ver. Preuss. Rheinl.* 1848, 3, 98, 9.

Prussia.

28. TRIOZA MARGINATA.

Psylla marginata, *Hartig, Germ. Ent. Zeit.* iii. 374, 7.

Germany.

29. TRIOZA FUSCA.

Chermes fusca, *Zett. Faun. Lapp.* i. 552, 2. *Ins. Lapp.* 307, 2.

Lapland.

30. TRIOZA PICTA.

Chermes picta, *Zett. Faun. Lapp.* i. 553, 3. *Ins. Lapp.* 308, 3.

Lapland.

31. TRIOZA AFFINIS.

Chermes affinis, *Zett. Faun. Lapp.* i. 554, 6. *Ins. Lapp.* 308, 6.

Lapland.

32. TRIOZA VIRIDULA.

Chermes viridula, *Zett. Faun. Lapp.* i. 555, 7. *Ins. Lapp.* 309, 7.

Lapland.

Genus 7. APHALARA.

Aphalara, *Foerster, Psyll. Verh. Nat. Ver. Preuss. Rheinl.* 1848, 389.

Psylla, p., *Web. & Mohr.*

Chermes, p., *Zett.*

1. APHALARA FLAVIPENNIS.

Aphalara flavipennis, *Foerster, Psyll. Verh. Nat. Ver. Preuss. Rheinl.*
1848, 3, 89, 1.

a, b. England. Presented by F. Walker, Esq.

c, d. Prussia. Presented by E. Doubleday, Esq.

2. APHALARA EXILIS.

Aphalara exilis, *Foerster, Psyll. Verh. Nat. Ver. Preuss. Rheinl.*
1848, 3, 89, 2.

Psylla exilis, *Web. & Mohr.*

a. England. Presented by F. Walker, Esq.

3. APHALARA POLYGONI.

Aphalara Polygoni, *Foerster, Psyll. Verh. Nat. Ver. Preuss. Rheinl.*
1848, 3, 90, 3,

a. England. Presented by F. Walker, Esq.

4. APHALARA NERVOSA.

Aphalara nervosa, *Foerster, Psyll. Verh. Nat. Ver. Preuss. Rheinl.*
1848, 3, 90, 4.

Prussia.

5. APHALARA SUBFASCIATA.

Aphalara subfasciata, *Foerster, Psyll. Verh. Nat. Ver. Preuss.*
Rheinl. 1848, 3, 90, 5.

Prussia.

6. APHALARA INNOXIA.

Aphalara innoxia, *Foerster, Psyll. Verh. Nat. Ver. Preuss. Rheinl.*
1848, 3, 90, 6.

Prussia.

7. APHALARA SUBPUNCTATA.

Aphalara subpunctata, *Foerster, Psyll. Verh. Nat. Ver. Preuss. Rheinl.* 1848, 3, 91, 7.

Prussia.

8. APHALARA ULICIS.

Aphalara Ulicis, *Foerster, Psyll. Verh. Nat. Ver. Preuss. Rheinl.* 1848, 3, 96, 3.

Europe.

9. APHALARA ARTEMISIÆ.

Aphalara Artemisiæ, *Foerster, Psyll. Verh. Nat. Ver. Preuss. Rheinl.* 1848, 3, 96, 1.

Germany.

10. APHALARA SONCHI.

Aphalara Sonchi, *Foerster, Psyll. Verh. Nat. Ver. Preuss. Rheinl.* 1848, 3, 96, 2.

Europe.

11. APHALARA NEBULOSA.

Chermes nebulosa, *Zett. Faun. Lapp. i.* 551, 1. *Ins. Lapp.* 307, 1.
Lapland.

12. APHALARA ARCTICA.

Picea, fulvo varia ; *scutellum fulvo trivittatum* ; *abdomen nigrum* ;
pedes picei, genibus tarsisque ferrugineis ; *alæ subcinereæ.*

Pitchy, with tawny marks : scutcheon with three tawny stripes : abdomen black : feelers black, filiform, slightly hairy, as long as the chest, with two bristles on each tip ; first and second joints stout, pitchy : legs pitchy ; knees and feet ferruginous : wings slightly gray ; veins black, ferruginous at the base : upper fork at three-fourths of the length of the wing ; lower fork near the middle, its

upper branch much curved, and thrice the length of its lower fork. Length of the body 1 line; of the wings $2\frac{1}{2}$ lines.

a. St. Martin's Falls, Albany River, Hudson's Bay. Presented by G. Barnston, Esq.

Genus 8. RHINOCOLA

Rhinocola, *Foerster, Psyll. Verh. Nat. Ver. Preuss. Rheinl.* 1848, 3, 67, 91.

Chermes, p., *Linn., Fabr.*

Psylla, p., *Curt.*

1. RHINOCOLA ACERIS.

Rhinocola Aceris, *Foerster, Psyll. Verh. Nat. Ver. Preuss. Rheinl.* 1848, 3, 91.

Chermes Aceris, *Linn. Syst. Nat.* ii. 739, 16. *Faun. Suec.* 1014. *Fabr. Sp. Ins.* ii. 392, 16. *Mant. Ins.* ii. 318, 16. *Ent. Syst.* iv. 223, 16. *Syst. Rhyn.* 306, 17. *Gmel. Ed. Syst. Nat.* i. 4, 2213, 16. *Stew. El. Nat. Hist.* ii. 112. *Turt. Syst. Nat.* ii. 711.

a. Prussia. Presented by F. Walker, Esq.

b. Prussia. Presented by E. Doubleday, Esq.

2. RHINOCOLA ERICÆ.

Rhinocola Ericæ, *Foerster, Psyll. Verh. Nat. Ver. Preuss. Rheinl.* 1848, 3, 91, 2.

Psylla Ericæ, *Curt. Brit. Ent.* 565, 25.

a—f. England. Presented by F. Walker, Esq.

g. Prussia. Presented by E. Doubleday, Esq.

h. Prussia. Presented by F. Walker, Esq.

i. Fontainbleau. Presented by F. Walker, Esq.

Genus 9. ANISOSTROPHA.

Chermes, p., *Linn., Fabr., Gmel., Stew.*

Psylla, p., *Geoff., Tign., St. Farg. et Serv., Léon Duf., Amyot et Serv.*

Anisostropha, *Foerster, Verh. Nat. Ver. Preuss. Rheinl.* 1848, 3, 92.

1. ANISOTROPHA FICUS.

Anisotropha Ficus, *Foerster, Psyll. Verh. Nat. Ver. Preuss. Rheinl.* 1848, 3, 92.

Chermes Ficus, *Linn. Syst. Nat.* ii. 739, 17. *Fabr. Sp. Ins.* ii. 392, 17. *Mant. Ins.* ii. 318, 17. *Ent. Syst.* iv. 223, 17. *Syst. Rhyn.* 306, 18. *Réaumur. Ins.* iii. pl. 29, f. 17—24. *Gmel. Ed. Syst. Nat.* i. 4, 2213, 17. *Stew. El. Nat. Hist.* ii. 111. *St. Farg. et Serv. Enc. Méth.* x. 229, 3. *Duf. Rech. Hém.* 104, pl. 9, f. 110—113. *Amyot et Serv. Hist. Nat. Hém.* 593, 1.

Psylla ficus, *Geoff. Ins.* i. 484, 1, pl. 10, f. 2. *Enc. Méth. Hist. Nat. Ins.* pl. 115, f. 1—7. *Tign. Hist. Nat. Ins.* iv. 165, pl. 4, f. 3.

Psylla, *Amyot, Ann. Soc. Ent. Fr. 2me Série*, v. 458, 511.

a. South of France.

Genus 10. EUPHYLLURA.

Psylla, p., *Fonscolombe.*

Euphyllura, *Foerster, Psyll. Verh. Nat. Ver. Preuss. Rheinl.* 1848, 3, 93.

1. EUPHYLLURA OLEÆ.

Euphyllura Oleæ, *Foerster, Psyll. Verh. Nat. Ver. Preuss. Rheinl.* 1848, 3, 93, 1.

Psylla Oleæ, *Fonscolombe, Ann. Soc. Ent. Fr.* ix. 111, 7.

South of France.

2. EUPHYLLURA PHILLYREÆ.

Euphyllura Phillyreæ, *Foerster, Psyll. Verh. Nat. Ver. Preuss. Rheinl.* 1848, 3, 93, 2.

South of France.

Genus 11. SPANIONEURA.

Spanioneura, *Foerster, Psyll. Verh. Nat. Ver. Preuss. Rheinl.* 1848, 3, 94.

1. SPANIONEURA FONSCOLOMBII.

Spanioneura Fonscolombii, *Foerster, Psyll. Verh. Nat. Ver. Preuss. Rheinl.* 1848, 3, 94.

South of France.

Fam. II. APHIDINA.

- Aphidina, *Burm. Handb. Ent.* ii. 1, 85.
 Gradipedes. Group 1, Aphides; 2, Myzoxylides, *Amyot et Serv. Hist. Nat. Hém.* 597, 609.
 Aphidii, *Latr.*
 Aphidæ, *Curt., Westw.*
 Aphidina et Hyponomeutes, *Hartig.*
 Aphidinæ, *Rondani.*

Genus 1. APHIS.

- Aphis, p., *Linn., Fabr., Gmel., De la Hire, Bonnet, Réaum., Deg., Frisch., Richardson, Bjerkander, Hausm., Scop., Geoff., Schrank, W. Curtis, Latr., Kyber, Ratz., Durau, Dutrochet, Kittel, Fonscol., Macq., Harris.*
 Aphis et Lachnus, *Illig., Hartig, Kalt, Burm., Haliday, Bonafous, Amyot et Serv.*
 Aphis et Cinara, *Curtis, Mosley.*
 Eriosoma, p., *Mosley.*
 Aphis (Doralis et Phalaris), *Leach, Risso, Hist. Nat. Eur. Mérid.* v.
 Aphis et Pterochlorus, *Rondani.*

Group 1. *Walk. Ann. Nat. Hist. Ser. 2, 1, 249.*

1. APHIS PLATANOIDIS.

- Aphis Platanoidis, *Schrank, Faun. Boic.* ii. 1, 112, 1106. *Kalt. Mon. Pflanz.* i. 13. *Ratz. Forst. Ins.* iii. 216, 1, pl. 11, f. 4. *Hartig, Germ. Zeit.* iii. 369, 9. *Walk. Ann. Nat. Hist. Ser. 2, i.* 250, 1. *Entom.* 173, 55.
 Aphis Pseudoplatani, *Sir Oswald Mosley, Gardener's Chronicle,* i. 684.
 Platanaphis, *Amyot, Ann. Soc. Ent. Fr. 2me Série,* v. 475, 518.

Fore-legs not much shorter than the hind-legs; shanks straight: vein of the fore-wing curving slightly inwards at two-thirds of its length, and again outwards where the brand commences; angle whence the fourth vein springs slight, distinct, at about two-thirds of length of brand; inclination of the rib-vein from thence to fore

border very slight; inclination of brand at its commencement between the vein and the border of the wing rather more abrupt than that of the tip of the brand; space between the first and second branch-veins at the base one-third of that between them at the tips; third vein nearly parallel to the second vein, the distance between them at the tips being hardly more than that at the base; first fork of the third vein at a little before one-third of its length, and its second fork at one half of the length of its first fork; the second fork runs straight towards the tip of the wing, and does not follow the curve of the fourth vein; the tips of the two forks are rather more distant from each other than the tip of the second fork is from the tip of the third vein; the fourth vein is much curved in the early part of its course, but afterwards is nearly straight; the space between its tip and that of the rib-vein is rather longer than the space between its tip and the tip of the second fork.

Var. Feelers with only six joints. Body pale yellow, with white limbs: the tips of the joints of the feelers are brown; the fourth joint is much shorter than the third; the fifth is brown, and less than half the length of the fourth; the sixth is rather longer than the third.

a—f. Scotland. Presented by E. Doubleday, Esq.

g—o. England. (In Canada Balsam). From Mr. Walker's collection.

2. APHIS ACERINA.

Aphis Acerina, *Walk. Ann. Nat. Hist. Ser. 2, i. 254, 2.*

First and second branch-veins of the fore-wings diverging from each other, the distance between them at the tips is about thrice that at the base; first branch-vein about one-third more distant from the source of the wing at the tip than at the base; its tip much farther from the base of the wing than from the tip of the second vein, and about one-third farther from the tip of the second vein than the latter is from the tip of the third; second vein slightly curved, nearer to the third in the middle than at the base or at the tip, rather farther from the third at the tip than at the base; tip of the third vein more apart from the tip of the second vein than from the tip of the first fork, and more apart from the tip of the first fork than the latter is from the tip of the second fork; tip of the second fork much nearer to the tip of the fourth vein than to the tip of the first fork and than

the tip of the fourth vein is to the tip of the rib-vein; length of the third vein before the first fork generally much longer, sometimes a little shorter than its length between the forks; distance between the tip of the rib-vein and the tip of the fourth nearly twice that between the tip of the fourth and the tip of the third vein.

Var. Angle of the rib-vein beneath the brand less obtuse, and its outward side shorter in one wing than in the other.

a—d. England. (In Canada Balsam). From Mr. Walker's collection.

Group 2. *Walk. Ann. Nat. Hist. Ser. 2, i. 255.*

3. APHIS BETULÆ.

- Aphis Betulæ*, *Linn. Syst. Nat.* ii. 735, 21. *Faun. Suec.* 992. *Bonnet, Hist. Nat.* i. 3. *Réaumur, Ins.* iii. pl. 22, f. 2. *Deg. Ins.* iii. 45, 3, f. 27, 28. *Geoff. Ins. Par.* i. 496, 7. *Fabr. Sp. Ins.* ii. 386, 20. *Mant. Ins.* ii. 316, 25. *Ent. Syst.* iv. 215, 25. *Syst. Rhyn.* 297, 25. *Gmel. Ed. Syst. Nat.* i. 4, 2206, 21. *Enc. Méth. Hist. Nat. Ins.* pl. 116, f. 9. *Schrank, Faun. Boic.* ii. 1, 107, 1189. *Berk. Syn.* i. 120. *Stew. El. Nat. Hist.* ii. 110. *Turt. Syst. Nat.* ii. 705. *Kalt. Mon. Pflanz.* i. 144, 118. *Walk. Ann. Nat. Hist. Ser. 2, i. 255, 3.*
- Aphis nigritarsis*, *Heyden, Mus. Senkenburg*, ii. Heft. 3, 299. *Kalt. Mon. Pflanz.* i. 135, 103. *Ratz. Forst. Ins.* iii. 218, 20.
- Aphis punctipennis?* *Zetterstedt, Faun. Lapp.* i. 559, 4. *Ins. Lapp.* ii. 2, 311, 7.
- Nigritarsifex*, *Amyot, Ann. Soc. Ent. Fr. 2me Série*, v. 480.

The viviparous winged female. This, before the end of March, is nearly elliptical, plump, bristly, very dark green, or almost black above, but paler beneath: six rows of tubercles along the back: mouth reaching a little beyond the hind legs: feelers less than half the length of the body: legs rather short and stout. As it increases in size it becomes dark green, with the exception of the tubercles. Fore-legs not much shorter than the hind-legs: rib slightly inclined towards the fore-border at two-thirds of the length, and receding from it beneath the brand, where it forms a distinct very long obtuse angle; this begins very shortly after the middle of the fore border, is about one-third of the whole length of the wing, nearly linear, except at the tip, where it forms a long acute angle; first, second, and third branch-veins obsolete before their source, especially the third vein, whose first fork begins at a little before one-third of its

length, and its second very soon after two-thirds, but this structure is variable; space between the first and second branch-veins at the base, one-fourth of that between them at the tips; tip of the third vein a little farther from the tip of the second than it is from the tip of the first fork, and than the latter is from the tip of the second fork; third vein near the tip slightly inclined towards the fourth; the latter much curved near the base, slightly so from the middle to the tip; space from its base to the tip of the rib-vein nearly equal to that between the latter and its tip.

Var. Space between the angle of the rib-vein longer in one wing than in the other; fourth vein moderately curved from the middle to the tip.

Var. Fourth vein straight from the middle to the tip.

a, b. Scotland. Presented by E. Doubleday, Esq.

c—z. England (In Canada Balsam). From Mr. Walker's collection.

4. APHIS COMES.

Aphis comes, *Walk. Ann. Nat. Hist. 2nd Série*, i. 258, 4.
England.

Group 3. *Walk. Ann. Nat. Hist. Ser. 2*, i. 259.

5. APHIS OBLONGA.

Aphis oblonga, *Von Heyden, Ent. Beitr. Mus. Senkenb.* ii. *Heft. 3.*
Stet. Ent. Zeit. Jahr. v. 12. *Kalt. Mon. Pflanz.* i. 144. *Ratz.*
Forst. Ins. iii. 219, 23. *Stet. Ent. Zeit.* 1844, 9, 81, 133, 410.
Walk. Ann. Nat. Hist. Ser. 2, i. 259, 5.

Mecynaphis, *Amyot, Ann. Soc. Ent. Fr. 2me Série*, v. 480.

Distance between the first and second veins at the base less than one-fourth of that between them at the tips; third not farther from the second at the tip than at the base, more than twice farther from the second at the base than the second is from the first; first fork very little nearer at the tip to the second fork than to the tip of the third vein, very little farther from the third vein than the third is from the second; second fork a little farther from the third vein than from the first fork; fourth vein curved near the base, almost straight towards the tip, much farther from the second fork than from the tip of the rib-vein.

a. England. (In Canada Balsam). From Mr. Walker's collection.

Group 4. *Walk. Ann. Nat. Hist. 2me Série*, i. 328.

6. APHIS FAGI.

- Aphis Fagi*, *Linn. Syst. Nat.* ii. 735, 23. *Faun. Suec.* 994. *Bonnet, Hist. Nat.* i. 2. *Réaumur. Ins.* iii. pl. 26, f. 1. *Geoff. Ins. Par.* i. 497, 12. *Fabr. Mant. Ins.* ii. 316, 24. *Ent. Syst.* iv. 214, 24. *Syst. Rhyn.* 297, 24. *Gmel. Ed. Syst. Nat.* i. 4, 2207, 23. *Berk. Syn.* i. 120. *Stew. El. Nat. Hist.* ii. 110. *Turt. Syst. Nat.* ii. 705. *Fonscol. Ann. Soc. Ent.* x. 194, 34. *Walk. Ann. Nat. Hist. Ser. 2*, i. 328, 6.
- Kermes Fagi*, *Enc. Méth. Hist. Nat. Ins.* pl. 118, f. 1—6.
- Lachnus Fagi*, *Burm. Handb. Ent.* ii. 92, 2. *Kalt. Mon. Pflanz.* i. 147, 1. *Ratz. Forst. Ins.* iii. 219, 25.
- Eriosoma Fagi*, *Sir Oswald Mosley, Gard. Chron.* i. 828.
- Phegirus*, *Amyot, Ann. Soc. Ent. Fr. 2me Série*, v. 480, 530.

Rib-vein slightly approaching the fore border, then receding from it and forming a very obtuse angle beneath the brand, which is rather long; first branch-vein slightly oblique, full four times more remote from the second at the tip than it is at the base; second very oblique, a little curved outward; third hardly more oblique than the second, farther from the second at the base than the second is from the first, but as near again to it at the tip; first fork at the tip a little nearer to the second than it is to the third vein, which is still more remote from the second vein; space between the forks, between the second fork and the fourth vein, and between the fourth vein and the tip of the rib-vein, almost equal; fourth vein rather long, slightly curved along its whole length.

a—g. Scotland. Presented by E. Doubleday, Esq.

h—m. (In Canada Balsam). From Mr. Walker's collection.

Group 5. *Walk. Ann. Nat. Hist. Ser. 2*, i. 330.

7. APHIS ANTENNATA.

- Aphis antennata*, *Kalt. Mon. Pflanz.* 115, 88. *Ratz. Forst. Ins.* iii. 218, 13. *Walk. Ann. Nat. Hist. Ser. 2*, i. 330, 7.

Front of the winged insect slightly concave with a little projection on each side; of the wingless female slightly convex: first and second joints of the feelers stout, not angular: fore-legs but little stouter than the hind-legs; shanks very slightly curved: brand

very long, nearly linear, equal to half the length of the rib-vein, begins to widen gradually before the middle of the wing: rib-vein broad, approaching the fore border at the commencement of the brand, afterwards diverging very slightly: it forms no angle at the source of the fourth vein, and its length beyond the base of that vein is more than the space between its tip and that of the fourth vein, and the latter distance is nearly double the space between its tip and that of the fourth vein and the tip of the third vein; the space between the first vein and the second at the tips is almost thrice that at the base, and much more than half the space between the tip of the first vein and the base of the wing; the space of the third vein between the forks is much shorter than that between the first fork and the base, and as long as that between the second fork and the tip of the wing; the space between the tip of the second fork and the tip of the third vein is much less than that between the tip of the second fork and the tip of the first fork; the third vein is not obsolete till close to its source; fourth vein very slightly curved, nearer to the tip of the rib-vein than to the second fork.

a—c. England. (In Canada Balsam). From Mr. Walker's collection.

Group 6. *Walk. Ann. Nat. Hist. Ser. 2, 331.*

8. APHIS TILIÆ.

Aphis Tiliæ, *Linn. Syst. Nat.* ii. 734, 11. *Faun. Suec.* 984. *Réaumur. Ins.* iii. pl. 23, f. 8. *Geoff. Ins. Par.* i. 495, 6. *Deg. Ins.* iii. 77, 12, pl. 5, f. 1—6. *Leeuwenh. Lettr.* 1696, 293, 294. *Frisch. Ins.* xi. 1, 3, pl. 17. *Fabr. Sp. Ins.* ii. 388, 34. *Mant. Ins.* ii. 316, 39. *Ent. Syst.* iv. 218, 39. *Syst. Rhyn.* 299, 39. *Gmel. Ed. Syst. Nat.* i. 4, 2204, 11. *Schrank, Faun. Boic.* ii. 1, 117, 1223. *Berk. Syn.* i. 119. *Stew. El. Nat. Hist.* ii. 110. *Turt. Syst. Nat.* ii. 707. *Shaw, Gen. Zool.* vi. 171, 8, 1223. *Latr. Gen.* iii. 173. *St. Farg. et Serv. Enc. Méth.* x. 247. *Burm. Handb. Ent.* ii. 95, 5. *Fonscol. Ann. Soc. Ent. Fr.* x. 182, 25. *Curt. Brit. Ent.* 577. *Sir Oswald Mosley, Gard. Chron.* i. 684. *Kalt. Mon. Pflanz.* i. 129, 99. *Ratz. Forst. Ins.* iii. 219, 22. *Walk. Ann. Nat. Hist. Ser. 2, i. 331, 8.*

Phyllyrius, *Amyot, Ann. Soc. Ent. Fr. 2me Série*, v. 479, 528.

Rib-vein very strong; the space between it and the fore border is coloured along the whole length, but is partly colourless towards the tip; it runs parallel to the border of the wing for more than two-thirds of its length, then it slightly approaches the border and after-

wards recedes, and forms a very obtuse angle; the distance between this angle and the tip of the brand, is less than that between the tip of the brand and the tip of the fourth vein; space between the first and second branch veins at the base almost half of that between them at the tips; first vein nearly straight, diverging rather more from the second, than the second does from the third; its tip is much nearer to the tip of the second vein than to the base of the wing; second vein curved slightly, first outward, then inward in its course, wherein it slightly diverges from the third vein, to whose base it is a little nearer than to the base of the first vein; its tip is much nearer to the tip of the third than to the tip of the first vein; the third vein is curved slightly and irregularly inward, so as in some degree to conform to the fourth vein; its base is much nearer to the base of the second vein than to that of the fourth vein; its first fork begins at half the length, and its second beyond half the length of the first; the tip of its second fork is hardly farther from the tip of the fourth vein than from the tip of its first fork, and the space between its forks is much less than the space between its tip and that of its first fork, and the latter space is rather less than the space between its tip and that of the second vein; fourth vein much curved throughout its length; its tip a little nearer to the tip of the brand than to the tip of the second fork, and the distance from its base to the tip of the brand is only half that to the base of the third vein; the rib-vein of the lower wing is slender, and continues to its tip; it has two straight veins diverging slightly from each other, and consequently rather more distant at the tips than at the base; the space between them at the base is less than that between the first and the base of the wing, and still less than that between the second and the tip of the wing.

Var. Third vein in one wing without a second fork.

Var. A fork proceeding from the angle, which is formed by the second fork of the third vein.

Var. The part of the third vein between the forks longer than either the preceding or the succeeding part.

Var. The second fork with double its usual length.

Var. A third fork proceeding from near the base of the first fork of the third vein.

The winged male. The fourth feeler-joint is more than half the length of the third; the fifth is shorter than the fourth; the sixth than the fifth, and the seventh than the sixth.

a—g. Scotland. Presented by E. Doubleday, Esq.

h—k. England. (In Canada Balsam). Presented by F. Walker, Esq.

Group 7. *Walk. Ann. Nat. Hist. Ser. 2, i. 333.*

9. APHIS BETULICOLA.

Aphis Betulicola, *Kalt. Mon. Pflanz.* i. 44. *Ratz. Forst. Ins.* iii. 216, 2. *Walk. Ann. Nat. Hist. Ser. 2, i. 333, 9.*

The rib-vein slightly approaches the fore border before it recedes from it and incloses the brand; its angle is at three-fourths of the length of the brand, and though very obtuse is more decided than in many other species; the fourth vein is much curved throughout its length; its tip only is usually apparent, and is a little nearer to the tip of the rib-vein than to the tip of the third vein; the third vein springs from the rib-vein, a very little before the latter recedes from the fore border, the space between the first and the second forks shorter than the third fork, and much shorter than the third vein before the first fork; it forms two distinct angles when it emits the forks; its distance along the rib-vein from the fourth vein, is very nearly twice that from the second; the tip of the second fork is a very little nearer to the tip of the fourth vein than to the tip of the first fork; the tip of the first fork is nearer to the tip of the second than to the tip of the third vein, and the latter is a little nearer to the tip of the first fork, than to the tip of the second vein; the second vein is nearly straight, and diverges slightly from the third, and its distance from the latter at the tip is farther by half than at the base; its distance at the base from the third vein is a little less than that from the first vein at the base, but much less at the tip; the first vein diverges considerably from the second, and is almost perpendicular to the rib-vein; its distance on the rib-vein from the second vein is much less than half its distance from the base of the wing, but at the tip it is much more than the above proportion; the distance between these veins at the base is much less than half that at their tips: the legs are long and slender, the hind-legs rather longer than the rest, their shanks slightly curved: there is an appendage on each side of the first joint of the feelers.

Var. The second part of the third vein is longer than the first or the second.

Var. No second fork in one wing; in the other wing no first vein; its second vein is forked, but both the branches cease before they attain the hind border; the third vein has no fork, and also comes short of the usual length.

Var. No first fork in one wing.

a—h. England. (In Canada Balsam). From Mr. Walker's collection.

10. APHIS JUGLANDINA.

Aphis Juglandina, *Walk. Ann. Nat. Hist. Ser. 2*, i. 335, 10.

Rib-vein approaching the fore border, then receding from it, and forming an obtuse angle, whose outward side is not more than half the length of the inward one; first branch-vein very slightly oblique, hardly curved outward, twice farther more remote from the second at the tip than it is at the base; second oblique, slightly undulating; third very slightly undulating, more oblique than the second, nearer to the second at the base than the second is to the first, and the space between the latter at the tips is almost twice that between the second and third; first fork at the tip as near to the second fork as to the third vein, and nearer than the third vein is to the second vein; space between the forks a little less than that between the second fork and the fourth vein, but more than that between the fourth vein and the rib-vein; fourth vein rather short, much curved along its whole length.

England.

11. APHIS CORYLI.

Aphis Coryli, *Götze, Ent. Beiträge*, ii. 311. *Gmel. Ed. Syst. Nat.* i. 4, 2210, 69. *Kalt. Mon. Pflanz.* i. 98, 73. *Walk. Ann. Nat. Hist. Ser. 2*, i. 336, 11.

Corylaphis, *Amyot, Ann. Soc. Ent. Fr. 2me Série*, v. 479.

First branch-vein nearly perpendicular; second slightly undulating, much more oblique; the distance between them at the base about one-third of that between them at the tips; third vein more oblique than the second, their mutual distance at the tips about twice that at the base, and nearly equal to the distance between the tips of the third and of its first fork; second fork forming a less acute angle than the first, as long as one-third of the third vein; fourth vein much curved along its whole length.

a—n. England. (In Canada Balsam). From Mr. Walker's collection.

12. APHIS ANNULATA.

Aphis annulatus? Hartig, *Germ. Zeit.* iii. 369, 10.

Aphis Quercûs, *Kalt. Mon. Pfl.* i. 98, 74. *Ratz. Forst. Ins.* iii. 217, 10. *Walk. Ann. Nat. Hist. Ser. 2*, i. 337, 12.

The rib-vein is parallel to the fore border till it slightly inclines thereto at a little before the beginning of the brand, where the space between them widens ; the angle of the brand is distinct, and the space between it and the tip of the rib-vein is near half the length of the brand ; the fourth vein is curved towards the base, but its latter part is nearly straight ; the space between its tip and that of the rib-vein is a little more than that between the latter and its angle ; the third vein before the first fork is generally a little longer than the space between the forks, but sometimes as long or even shorter ; the distance between the tips of the second fork and of the fourth vein is more than that between the tips of the two forks, and very much more than that between the tips of the fourth and of the rib-vein ; the space between the tips of the third vein and of the fork is much more than that between the tips of the fork, and a little more than that between the tips of the second and third veins ; the third vein springs from the rib-vein a little before the latter diverges from the fore border ; the second vein diverges from the third vein, and their mutual distance at the base is about half that at their tips, and much less than the distance between the second and first veins.

a—d. Scotland. Presented by E. Doubleday, Esq.

e—j. England. (In Canada Balsam). From Mr. Walker's collection.

13. APHIS QUERCEA.

Aphis Quercea, *Kalt. Mon. Pfl.* i. 136, 104. *Ratz. Forst. Ins.* iii. 218, 21. *Walk. Ann. Nat. Hist. Ser. 2*, i. 340, 13.

The rib-vein approaches the fore border very slightly before it diverges thence and encloses the brand ; the latter is rather broad in proportion to its length, and the distance from the angle whence the fourth vein springs to the tip of the rib-vein is about one-third of the length of the brand ; the fourth vein is much curved, more so than that of *A. annulata* ; it is nearly straight towards the tip, the distance between which and that of the rib-vein is rather less

than that of the whole length of the brand, and also rather less than the space between its tip and that of the second fork of the third vein; the third vein is invisible at its source, but its direction is towards the rib-vein at the point where the latter begins to widen; its length before the first fork is longer than its second fork, and still more so than the space between the forks; its distance from the second vein at the base is less than half of their mutual distance at their tips, and hardly half the distance between the base of the second and that of the first vein; the distance between the tip of the forks of the third vein is about equal to the space between the tip of the second fork and that of the fourth vein, and less than that between its tip and that of the first fork; the distance between the second and the third veins at their tips is very much less than that between the tips of the second and first veins; the distance between the first and the second veins at the base less than half the distance between them at their tips.

a—g. England. (In Canada Balsam). From Mr. Walker's collection.

14. APHIS ALNI.

Aphis Alni, *Fabr. Sp. Ins.* ii. 386, 21. *Mant. Ins.* ii. 316, 26. *Ent. Syst.* iv. 215, 26. *Syst. Rhyn.* 298, 26. *Gmel. Ed. Syst. Nat.* i. 2206, 54. *Deq. Ins.* iii. 47, 4, pl. 3, f. 15—17. *Berk. Syn.* i. 121. *Stew. El. Nat. Hist.* ii. 110. *Latr. Gen.* iii. 173. *Kirby & Spence, Intr. Ent.* iii. 76. *St. Farg. et Serv. Enc. Méth. Hist. Nat.* x. 248. *Kalt. Mon. Pflanz.* i. 137, 105. *Ratz. Forst. Ins.* iii. 219, 24. *Walk. Ann. Nat. Hist. Ser.* 2, i. 341, 14.

Kermes Alni? *Enc. Méth. Hist. Nat. Ins.* pl. 119, f. 2—4.

Aphis maculata, *Von Heyden, Mus. Senk.* ii. 297.

Clethraphis, *Amyot, Ann. Soc. Ent. Fr. 2me Série*, v. 480.

The rib-vein is parallel to the fore border till it approaches the latter, and again diverges from it; it encloses no brand, and does not form an angle, but is slightly curved outward till it joins the fore border; the widened part is rather short; there are no traces of the fourth vein except at its tip, which is nearer to the tip of the third vein than to that of the rib-vein: the third vein springs from the rib-vein a little after the beginning of the widened part; its length before the first fork is as long as the space between the forks, and a little longer than the second fork; the distance between the tips of the forks is much more than that between the tip of the

second fork and that of the fourth vein, but much less than the space between the tip of the third vein and that of its first fork; the second vein diverges slightly from the third vein, and is a little nearer to it at the base than at the tip, and its base is also a little nearer to the third vein than it is to the first; the distance between the tips of the second and third veins is a little less than the space between the tip of the third and that of its first fork, and a little more than half the space between the first and second veins; the space between the first and second veins at the base is a little more than half of that between them at the tips.

a—r. England. (In Canada Balsam). From Mr. Walker's collection.

15. APHIS JUGLANDICOLA.

Lachnus Juglandicola, *Kalt. Mon. Pflanz.* i. 151, 4.

Aphis Juglandicola, *Walk. Ann. Nat. Hist. Ser. 2*, i. 343, 15.

The rib-vein is very slender, and nearly parallel to the fore border of the wing, to which its approach and divergence afterwards is very slight; there is no brand, but the vein forms a distinct though slight angle, and the space which it here encloses is rather short and broad; there is generally no fourth vein; the length of the third vein before the first fork is shorter than the space between the forks, but longer than the second fork; it is rather thick and quite distinct at its base; the distance between the tips of the forks is about half that between the tip of the third vein and that of its second fork; the second vein is straight, it diverges from the third, and the distance between them at their tips is nearly twice that at the base; the distance between the tip of the second vein and that of the third vein is about equal to that between the latter and the tip of its first fork; along the rib-vein the first vein is farther by half from the second than the second is from the third, and its distance from the second at the tip is farther than that at the base by much more than half.

In the female there are generally no traces of the fourth vein of the wing, but in some instances it is quite distinct; it springs from the angle of the rib-vein, and is slightly curved throughout its length; its tip is nearly as far from that of the rib-vein as it is from the tip of the third vein. The dark colour of the oviparous female seems to be owing to the eggs within it, these are three or four in number. In the male there is a coloured space between the rib-vein and the fore border; the brand is darker towards the base, and the fourth vein is distinct: it is more active than the males of the other

species, the chest is much developed, and the abdomen is small. In two instances the female has a distinct brand like that of the male.

Var. *Male*.—The third vein is joined by a cross-vein to the second a little before half the distance from the base of the first fork.

Var. *Male*.—The second branch-vein is obsolete for the latter half of its length, and the lower branch of the first fork of the third vein is also forked soon after its source; these forks diverge much from each other, and pass to the lower border of the wing.

Var. *Fem*.—The second vein is forked near its base, one fork joins the rib-vein, and the other fork joins the base of the third vein.

Var. *Male*.—A little cross-vein communicates between the second and the third veins near their base.

Var. *Male and Fem*.—Third vein before the first fork longer than the space between the forks, and much longer than the second fork.

a—u. England. (In Canada Balsam). From Mr. Walker's collection.

16. APHIS PLATANI.

Lachnus Platani, *Kalt. Mon. Pflanz.* i. 152, 5.

Aphis Platani, *Walk. Ann. Nat. Hist. Ser. 2*, i. 344, 16.

Rib-vein approaching the fore border, near the brand beneath it diverges much, and forms an obtuse angle; brand broad, brown, with a colourless spot; distance between the first and second veins more than twice farther at the tips than at the base; second and third veins slightly undulating; third almost twice farther from the second at the tip than at the base, much nearer to the second at the base than the second is to the first: first fork a little nearer to the second fork than to the third vein, generally as near to the third vein as the third is to the second; no fourth vein.

This species, with *A. Juglandis* and the eight preceding species, forms a genus or group, which is chiefly characterised by the uprightness of the first vein.

a—f. Russia. Presented by F. Walker, Esq.

Group 8. *Walk. Ann. Nat. Hist. Ser. 2, i. 443.*

17. APHIS JUGLANDIS.

Aphis Juglandis, *Frisch. Ins. xi. 12, 10, pl. 16, f. 1, 5. Gmel. Ed. Syst. Nat. i. 2210, 70. Walk. Ann. Nat. Hist. Ser. 2, i. 443, 17.*

Lachnus Juglandis, *Kalt. Mon. Pflanz. i. 150, 3.*

Juglandifex, *Amyot, Ann. Soc. Ent. Fr. 2me Série, v. 481.*

The rib-vein is stout, and almost imperceptibly approaches the fore border till it diverges and encloses the brand, which is somewhat darker than the rest of the space between the rib-vein and the fore border; the angle is distinct, and the space thence to the tip is almost one-third of the length of the brand; the fourth vein is much curved throughout, and the distance of its tip from that of the rib-vein is rather less than that of the latter from the angle; the third vein has its source where the rib-vein diverges from the fore border; the space between its forks exceeds its length before the first fork, and is still longer than the second fork; its distance at the base from the fourth is full twice that of the latter from the tip of the rib-vein, and it is nearly equally distant between the fourth and the second veins; it is slightly curved near the base; the distance between the first and second veins at their tips exceeds by rather more than half that between them at the base; the distance between the first and second veins at the base is rather less than that between the second and third veins, but at their tips it is much more; the first vein diverges much from the second, and is perpendicular to the rib-vein.

a. England. Presented by J. C. Dale, Esq.

b—i. England. (In Canada Balsam). From Mr. Walker's collection.

Group 9. *Walk. Ann. Nat. Hist. Ser. 2, i. 444.*

18. APHIS BIFRONS.

Aphis bifrons, *Walk. Ann. Nat. Hist. Ser. 2, i. 444, 18.*

England.

Group 10. *Walk. Ann. Nat. Hist. Ser. 2, i. 445.*

19. APHIS POPULI.

- Aphis Populi*, *Linn. Syst. Nat.* ii. 736, 27. *Faun. Suec.* 997. *Swammerd. Hist. Nat. Coll. Acad.* v. 531. *Réaum. Ins.* iii. pl. 26, f. 7—11, pl. 27, f. 1—14. *Deg. Ins.* iii. 94, 15, pl. 7, f. 1—7. *Fabr. Sp. Ins.* ii. 386, 22. *Mant. Ins.* ii. 316, 27. *Ent. Syst.* iv. 216, 27. *Syst. Rhyn.* 298, 27. *Schrank, Faun. Boic.* ii. 1, 113, 1211. *Gmel. Ed. Syst. Nat.* i. 2207, 27. *Hausmann, Illig. Mag.* i. 443, 6. *Stew. El. Nat. Hist.* ii. 111. *Turt. Syst. Nat.* ii. 705. *Rossi, Faun. Etrusc.* 260, 1371. *Samouelle, Comp.* i. 4. *Enc. Méth. Hist.* 527. *Ins.* pl. 116, f. 1—5. *Nouv. Dict. Hist. Nat.* xxviii. 254. *Rusticus, Ent. Mag.* iii. 337. *Kalt. Mon. Pflanz.* i. 126, 98. *Ratz. Forst. Ins.* iii. 218, 16. *Walk. Ann. Nat. Hist. Ser. 2, i. 445, 19.*
- Aphis Populeti*, *Panz. Faun. Ins. Germ.* lxxviii. 18.
- Aphis Populi albæ?* *Fonscol. Ann. Soc. Ent. Fr.* 187, 29.

Rib-vein hardly approaching the fore border, and then very slightly diverging from it; its angle is very blunt and hardly perceptible; the space thence to the tip is full three-fourths of the whole length of the part which forms the angle, and rather more than half the length from its tip to the tip of the fourth vein; first vein very oblique to the rib-vein; the length from its source to the base of the wing is less than three-fourths of the length of the base from its tip; second vein more oblique than the first vein, from which its distance at the base is almost one-third of that at their tips; its distance at the base from the first vein is rather less than one-third or than one-fourth of that length from the base of the first to the base of the wing; the distance between the tips of the first and second veins is nearly half that between the tip of the first and the base of the wing; third vein vanishing at its source, almost parallel to the second till near the tip, their mutual distance on the hind border a little exceeding that between them on the rib-vein, and the latter distance is much more than that between the first and second veins, but on the hind border it is much less; space between the two forks of the third vein much longer than the basal part or than the second fork, which are about equal in length; space between the tip of third vein and that of its first fork more than that between the tips of the second and third veins, and still more than that between the tips of the first and second forks; space between the tips of the first and second forks a little less

than the space between the tip of the second fork and that of the fourth vein; fourth vein rather long, slightly curved for half its length, nearly straight from thence to the tip, which is much nearer to the tip of the second fork than to the tip of the rib-vein.

Var. *Fem.*—Fourth joint of the feelers little more than half the length of the third; fifth a little shorter than the fourth; sixth much shorter than the fifth; seventh much longer than the fifth. Sometimes the second fork of the third vein varies most in the wings of one insect.

Var. *Male.*—The fourth vein vanishing from the middle to the tip.

Var. *Male.*—The second fork of the third vein longer than the space between the forks, and still more so than the part before the first fork.

a—z. England. (In Canada Balsam). From Mr. Walker's collection.

20. APHIS HIRTICORNIS.

Aphis hirticornis, *Walk. Ann. Nat. Hist. Ser. 2, i. 447, 20.*

Rib-vein hardly approaching the fore border, and then very slightly diverging from it; the angle is very blunt, and hardly perceptible, and its outward side is much shorter than the space between the tip of the rib-vein and that of the fourth vein; first vein very oblique to the rib-vein; second vein more oblique than the first, from which its distance at the base is almost or hardly one-third of the distance at their tips; third vein vanishing at its source, almost parallel to the second till near the tip, their mutual distance on the hind border a little exceeding that between them along the rib-vein, the latter distance much more than that between the first and second veins, but on the hind border it is much less; distance between the two forks much longer than the third vein before the first fork or than the second fork; a nearly equal distance between the tips of the third vein and of the first fork, between the tips of the second and third veins, and between the tips of the first and second forks, which last distance much exceeds that between the second fork and the tip of the fourth vein; fourth vein rather long, slightly curved for half its length, nearly straight from thence to the tip, which is much nearer to the tip of the second fork than to the tip of the rib-vein.

Var. Length between the forks of the third vein in one wing only half of that in the other wing.

England.

Group 11. *Walk. Ann. Nat. Hist. Ser. 2, i. 448.*

21. APHIS ACERIS.

Aphis Aceris, *Linn. Syst. Nat. ii. 736, 31. Faun. Suec. 999. Réaum. Ins. iii. 281—350, pl. 22, f. 6—10. Fabr. Syst. Ent. 735, 9. Sp. Ins. ii. 385, 10. Mant. Ins. ii. 315, 11. Ent. Syst. iv. 212, 11. Syst. Rhyn. 295, 11. Geoff. Ins. Par. i. 495, 5. Scopoli, Ent. Carn. 137, 397. Rossi, Faun. Etrusc. 260, 1372. Schrank, Faun. Boic. ii. 1, 111, 1205. Gmel. Ed. Syst. Nat. i. 2208, 31. Enc. Méth. Ins. pl. 116, f. 6. Berk. Syn. i. 121. Stew. El. Nat. Hist. ii. 111? Turt. Syst. Nat. ii. 703. Fonscol. Ann. Soc. Ent. Fr. x. 173, 13. Kalt. Mon. Pflanz. i. 125, 97. Ratz. Forst. Ins. iii. 218, 15. Walk. Ann. Nat. Hist. Ser. 2, i. 448, 21.*

Acerifex, *Amyot, Ann. Soc. Ent. Fr. 2me Série, v. 479.*

Aphis Aceris? (New York), *Fitch, The Senate, No. 30, 66.*

Aphis villosus? *Hartig, Germ. Zeit. iii. 369, 8.*

Rib-vein hardly approaching the fore border, and then very slightly diverging from it; the angle is very blunt and hardly perceptible, and its outward side is rather less than three-fourths of the length of the inward side, and as long as the space between the tip of the rib-vein and that of the fourth vein; first vein very oblique to the rib-vein; second vein more oblique than the first vein, from which its distance at the base is almost or hardly one-third of the distance at their tips; third vein vanishing at its source, almost parallel to the second till near the tip, their mutual distance on the hind border a little exceeding that between them along the rib-vein, the latter distance much more than that between the first and second veins, but on the hind border it is much less; distance between the two forks much longer than the third vein before the first fork and than the second fork; distance between tip of third vein and that of its first fork rather less than that between the second and third veins; distance between first and second forks as long or longer than that between the second fork and the tip of the fourth vein; fourth vein rather long, slightly curved for half

its length, nearly straight from thence to the tip, which is much nearer to the tip of the second fork than to the tip of the rib-vein.

a—c. Scotland. Presented by E. Doubleday, Esq.

f—w w. England. (In Canada Balsam). From Mr. Walker's collection.

22. APHIS ACERICOLA.

Aphis Acericola, *Walk. Ann. Nat. Hist. Ser. 2, i. 451, 22.*

a. England. Presented by F. Walker, Esq.

b. Interlacken, Switzerland. Presented by F. Walker, Esq.

23. APHIS QUADRITUBERCULATA.

Aphis quadrituberculata, *Kalt. Mon. Pflanz. i. 134, 102. Ratz. Forst. Ins. iii. 218, 19.*

a—c. England. Presented by F. Walker, Esq.

Group 12. *Walk. Ann. Nat. Hist. Ser. 2, i. 451.*

24. APHIS POPULEA.

Aphis Populea, *Kalt. Mon. Pflanz. i. 116, 90. Walk. Ann. Nat. Hist. Ser. 2, i. 451, 23.*

Lachnus punctatus, *Burm. Handb. Ent. ii. 93, 5.*

a—h. England. (In Canada Balsam). From Mr. Walker's collection.

25. APHIS SALICIS.

Aphis Salicis, *Linn. Syst. Nat. ii. 736, 26. Faun. Suec. 995. Réaumur. Ins. iii. 281—350, pl. 22, f. 2. Deg. Ins. iii. 50, 11. Fabr. Sp. Ins. ii. 389, 41. Mant. Ins. ii. 317, 46. Ent. Syst. iv. 219, 47. Syst. Rhyn. 301, 47. Gmel. Ed. Syst. Nat. i. 2207, 2210, 26. Rossi, Faun. Etrusc. 264, 1398. Schrank, Faun. Boic. ii. 1, 102, 1176. Berk. Syn. i. 120. Stew. El. Nat. Hist. ii. 111. Turt. Syst. Nat. ii. 707. Shaw, Gen. Zool. vi. 170. W. Curtis, Linn. Trans. vi. 75, 94, pl. 5, f. 1, 2. St. Farg. et Serv. Enc. Méth. x. 247. Fonscol. Ann. Soc. Ent. Fr. x, 176, 16. Kalt. Mon. Pflanz. i. 131, 100. Ratz. Forst. Ins. iii. 218, 18. Walk. Ann. Nat. Hist. Ser. 2, i. 452, 24.*

Cinara Salicis, *Sir Oswald Mosley, Gard. Chron.* i. 827.

Salicifex, *Amyot, Ann. Soc. Ent. Fr. 2me Série*, x. 16.

Aphis Salicis? *Hal. Ent. Mag.* ii. 102. *Rusticus*, *Ent. Mag.* i. 218.

Rib-vein very slightly approaching the fore border, and then slightly diverging from it, and forming an extremely obtuse angle; brand rather long; first branch-vein oblique, two-thirds nearer to the second at the base than it is at the tip; second and third very oblique, a little farther from each other at the tips than they are at the base; vein between the forks and second fork nearly equal, and a little longer than the third vein before the first fork; space between the forks more than that between the second fork and the third vein, and less than that between the first fork and the third vein, which is almost equal to the space between the second and third veins; fourth vein much curved near the base, straight from thence to the tip, twice as far from the tip of the rib-vein as from the tip of the second fork.

Europe.

Group 13. *Walk. Ann. Nat. Hist. Ser. 2, i. 453.*

26. APHIS SALICIVORA.

Aphis Salicivora, *Walk. Ann. Nat. Hist. Ser. 2, i. 453, 25.*

Cinara Caprææ, *Sir Oswald Mosley, Gard. Chron.* i. 748.

The oviparous wingless female is lozenge-shaped, dark green, dull, smooth, and rather flat: the head is dull yellow: the hind part of the abdomen is pale yellow, and lengthened: the feelers are pale yellow, setaceous, black towards the tips, and about half the length of the body: the eyes are black and rather prominent: the legs are pale yellow: the knees, and the tips of the feet are black.

Var. The body is elliptical, flat, thin, shining, thinly clothed with white hairs, dull white, with a broad, irregular black stripe along each side: the feelers are white with brown tips, and less than half the length of the body: the legs are white; the tips of the feet are black.

a—z. England. (In Canada Balsam). From Mr. Walker's collection.

Group 14. *Walk. Ann. Nat. Hist. Ser. 2, ii. 43.*

27. APHIS GLYCERIÆ.

Aphis Glyceriæ, *Kalt. Mon. Pflanz. i. 113, 87. Walk. Ann. Nat. Hist. Ser. 2, ii. 43, 26.*

Rib-vein hardly approaching the fore border, not receding again from it, forming an extremely slight angle; first branch-vein slightly oblique, more than twice farther from the second at the tip than it is at the base; second oblique; third very oblique, nearer to the second at the base and at the tip than the second is to the first; tip of the third vein much nearer to the first fork than to the second vein, and as far from the first fork as the space between the forks, or that between the second fork and the fourth vein; fourth vein rather long, slightly curved near the base, much nearer at the tip to the second fork than to the tip of the rib-vein.

a—q. England. (In Canada Balsam). From Mr. Walker's collection.

28. APHIS LITTORALIS.

Aphis littoralis, *Walk. Ann. Nat. Hist. Ser. 2, ii. 44, 27.*
England.

29. APHIS HIRTELLUS.

Atheroides hirtellus, *Haliday, Ann. Nat. Hist. 1838, 189.*
Aphis hirtellus, *Walk. Ann. Nat. Hist. Ser. 2, ii. 45, 28.*

a. England. Presented by F. Walker, Esq.

30. APHIS CYPERI.

Aphis Cyperi, *Walk. Ann. Nat. Hist. Ser. 2, ii. 45, 29.*
Ireland.

Group 15. *Walk. Ann. Nat. Hist. Ser. 2, ii. 46.*

31. APHIS ERIOPHORI.

Aphis Eriophori, *Walk. Ann. Nat. Hist. Ser. 2, ii. 46, 30.*

a—d. Ireland. (In Canada Balsam). From Mr. Walker's collection.

Group 16. *Walk. Ann. Nat. Hist. Ser. 2, ii. 46.*

32. APHIS BUFO.

Aphis bufo, *Haliday, MSS. Walk. Ann. Nat. Hist. Ser. 2, 46, 31.*
Great Britain.

Group 17. *Walk. Ann. Nat. Hist. Ser. 2, ii. 47.*

33. APHIS SERRULATUS.

Atheroides serrulatus, *Haliday, Ann. Nat. Hist. 1839, 189.*

Aphis serrulatus, *Walk. Ann. Nat. Hist. Ser. 2, ii. 47, 32.*

a—d. Ireland. (In Canada Balsam). Presented by F. Walker, Esq.

Group 18. *Walk. Ann. Nat. Hist. Ser. 2, ii. 95.*

34. APHIS PICEÆ.

Aphis Piceæ, *Panz. Faun. Ins. Germ. lxxviii. 22. Fabr. Syst. Rhyn. 302, 56. Zett. Faun. Lapp. i. 557, 1. Ins. Lapp. i. 310, 1. Ann. Nat. Hist. 1848, 95. Walk. Ann. Nat. Hist. Ser. 2, ii. 95, 33.*

Lachnus grossus, *Kalt. Ent. Zeitung, 1846, 175.*

Aphis ——— ? *Schäffer, Icon. Ins. Ratisb. pl. 222, f. 4, 5.*

Rib-vein very slightly approaching the fore border, hardly again receding from it, forming a slightly obtuse angle close to its tip; brand near half the length of the wing; first branch-vein slightly oblique, very slightly undulating, six times farther from the second at the tip than it is at the base; second very oblique, slightly undulating, much nearer to the first than to the third at the base, but much farther at the tip; third straight, as oblique as the second, much more distant from it at the tip than at the base; forks very long; first at the tip a little nearer to the third vein, than the third is to the second; and more than twice farther from the third than it is from the second fork; second fork much nearer to the fourth vein than to the first; fourth long, straight.

a—c. Grimsel, Switzerland. Presented by the Entomological Society.

35. APHIS PINI.

- Aphis Pini*, *Linn. Syst. Nat.* ii. 736, 25. *Faun. Suec.* 994. *Fabr. Mant. Ins.* ii. 317, 44. *Sp. Ins.* ii. 389, 39. *Ent. Syst.* iv. 219, 44. *Syst. Rhyn.* 300, 44. *Gmel. Ed. Syst. Nat.* i. 2207, 25. *Rossi, Faun. Etrusc.* 264, 1396. *Stew. El. Nat. Hist.* ii. 110. *Turt. Syst. Nat.* ii. 707. *Panz. Faun. Ins. Germ.* xcv. 17. *De la Rue, Ent. Forestière. Latr. Gen.* iii. 173. *Kirby and Spence, Intr. Ent.* i. 325. *St. Farg. et Serv. Enc. Méth.* x. 247. *Fonscol. Ann. Soc. Ent.* x. 186, 28. *Walk. Ann. Nat. Hist. Ser.* 2, ii. 96, 34.
- Aphis Pini maritimæ*? *Léon Dufour, Ann. Sci. Nat.* iv. 243.
- Aphis nuda Pini*, *Deg. Ins.* iii. 27, pl. 6, f. 9, 1—16.
- Lachnus Pini*, *Hartig, Germ. Zeit.* iii. 368. *Kalt. Mon. Pflanz.* i. 155, 8.
- Pityaphis*, *Amyot, Ann. Soc. Ent. Fr. 2me Série*, v. 481.

Distance between the first and second veins at the base not more than one-eighth of that at the tips; third twice farther from the second at the tip than at the base, more than twice farther from the second at the base than the second is from the first; first fork at the tip much nearer to the second fork than to the third vein, very much nearer to the third vein than the third is to the second; second fork a little nearer to the fourth vein than it is to the first fork; fourth vein almost straight, about four times farther from the tip of the rib-vein than from the second fork.

a. Scotland. Presented by E. Doubleday, Esq.

b—f. England. (In Canada Balsam). From Mr. Walker's collection.

36. APHIS PINICOLA.

- Lachnus Pinicola*, *Kalt. Mon. Pflanz.* i. 154, 7.
- Aphis Piniphila*, *Ratz. Forst. Ins.* iii. 219, 26, pl. 11, f. 5.
- Aphis Pinicola*, *Walk. Ann. Nat. Hist. Ser.* 2, ii. 98, 35.

Distance between the first and rib-veins at the base less than one-eighth of that between them at the tips; third much farther from the second at the tip than it is at the base, about thrice farther from the second at the base than the second is from the first; first fork at the tip very much nearer to the second fork than to the third vein, much nearer to the third vein than the third is to the second; second fork a little nearer to the fourth vein than to the first fork;

fourth vein very slightly curved, nearly four times farther from the rib-vein than from the second fork.

a—h. England. (In Canada Balsam). From Mr. Walker's collection.

37. APHIS PINETI.

Aphis Pineti, *Fabr. Sp. Ins.* ii. 389, 40. *Mant. Ins.* ii. 317, 45. *Ent. Syst.* iv. 219, 45. *Syst. Rhyn.* 301, 45. *Gmel. Ed. Syst. Nat.* 1, 2207, 55. *Turt. Syst. Nat.* ii. 707. *Latr. Gen.* iii. 173. *St. Farg. et Serv. Enc. Méth.* x. 248. *Zett. Faun. Lapp.* i. 558, 2. *Ins. Lapp* i. 310, 2. *Walk. Ann. Nat. Hist. Ser.* 2, ii. 99, 36.

Aphis tomentosa Pini, *Deg. Ins.* iii. 39, 2, pl. 6, f. 19—33.

Lachnus Pineti, *Hartig, Convers. Lexic. Germ. Zeit.* iii. 368. *Kalt. Mon. Pflanz.* i. 162, 12.

Pinetifex, *Amyot, Ann. Soc. Ent. Fr. 2me Série*, v. 481.

Distance between the first and second veins at the tips about ten times farther than at the base; third mostly obsolete, much farther from the second at the tips than it is at the base; very much farther from the second at the base than the second is from the first; fourth vein almost straight, twice farther from the tip of the rib-vein than from the nearest visible part of the third vein.

a—m. England. (In Canada Balsam). From Mr. Walker's collection.

38. APHIS ABIETIS.

Aphis Abietis, *Walk. Ann. Nat. Hist. Ser.* 2, ii. 100, 37.

The viviparous wingless female. Elliptical, slightly convex, somewhat powdered with white, with cross rows of little black dots on the sutures between the segments: feelers pale yellow, slightly hairy, hardly more than one-fifth of the length of the body; tips brown: mouth with a black tip: front convex: sides of the forechest slightly notched.

The viviparous winged female. Feelers about one-third of the length of the body: angle near the tip of the wing-brand more obtuse than that of *A. Pinicola*, but less so than that of *A. Pini*, or of *A. Pineti*; fourth vein nearly straight; third vein obsolete near its source, forked before one-third, and again before two-thirds of its length; angles formed by these forks very

acute; tip of the second fork very near the the tip of the fourth vein; first and second veins almost straight, near each other at the base, very far apart at the tips.

The winged male. Darker, much smaller, and more slender than the female, and has a broader head: feelers about half the length of the body.

England.

39. APHIS COSTATA.

Aphis costata, Zett. *Faun. Lapp.* i. 559, 3. *Ins. Lapp.* 311, 4.
Walk. Ann. Nat. Hist. Ser. 2, ii. 100, 38.

Aphis Abietis? Kirby and Spence, *Intr. Ent.* i. 451, iii. 182, 465; iv. 171.

Lachnus fasciatus, Burm. *Handb. Ent.* ii. 93, 4. *Kalt. Mon. Pflanz.* i. 160, 9.

Cinara Symphiti, Curt. *Brit. Ent.* 577.

Tæniolachnus, Amyot, *Ann. Soc. Ent. Fr. 2me Série*, v. 481.

Rib-vein approaching the fore border, and again receding much from it beneath the brand, forming a very obtuse angle; brand nearly as long as one-third of the wing; first branch vein straight, rather oblique, about five times farther from the second at the tip than it is at the base; second very oblique; third obsolete in the female, apparent but indistinct in the male, much nearer at its tip to the first fork than to the second vein; second fork long, not half so far at the tip from the fourth vein as from the second fork; fourth vein long, slightly curved, straight in the male.

a—f. England. (In Canada Balsam). From Mr. Walker's collection.

40. APHIS LARICIS.

Aphis Laricis, Walk. *Ann. Nat. Hist. Ser. 2*, ii. 102, 39.

Distance between the first and second veins at the base about eight times that between them at the tips; third almost twice farther from the second at the tip than it is at the base, twice farther from the second at the base than the second is from the first; first fork more than twice farther from the third vein than from the second fork, nearer to the third vein than the third is to the second; second fork nearer to the fourth vein than to the first fork; fourth

vein almost straight, more than thrice farther from the tip of the rib-vein than from the second fork.

a—f. England. (In Canada Balsam). From Mr. Walker's collection.

41. APHIS JUNIPERI.

Aphis Juniperi, *Fabr. Sp. Ins.* ii. 388, 35. *Mant. Ins.* ii. 316, 40. *Ent. Syst.* iv. 218, 40. *Syst. Rhyn.* 300, 40. *Gmel. Ed. Syst. Nat.* i. 2205, 48. *Deg. Ins.* iii. 56, 7, pl. 4, f. 7—9. *Schrank, Faun. Boic.* ii. 1, 119, 1230. *Stew. El. Nat. Hist.* ii. 110. *Turt. Syst. Nat.* ii. 707. *Walk. Ann. Nat. Hist. Ser.* 2, ii. 103, 40.

Lachnus Juniperi, *Kalt. Mon. Pflanz.* i. 153, 6.

Juniperifex, *Amyot, Ann. Soc. Ent. Fr. 2me Série*, v. 481.

Distance between the first and second veins at the tips about four times that between them at the base; third obsolete till near the tips; second fork a little nearer to the first fork than to the fourth vein; fourth vein almost straight, twice farther from the tip of the rib-vein than from the second fork.

a—o. England. (In Canada Balsam). From Mr. Walker's collection.

42. APHIS SUBMACULA.

Aphis submacula, *Walk. Ann. Nat. Hist. Ser.* 2, ii. 104, 41.

Distance between the first and second veins at the tips nearly eight times that between them at the base; third as near to the second at the tip as it is at the base, more than thrice farther from the second at the base than the second is from the first; first fork much nearer to the second fork than to the third vein, farther from the third vein than the third is from the second; second fork as near to the first fork as to the fourth vein; fourth vein much curved near the base, almost straight towards the tip, a little more than twice farther from the tip of the rib-vein than from the second fork.

England, Switzerland.

43. APHIS SALIGNA.

- Aphis saligna*, *Sulzer, Ins.* pl. 11, f. 6. *Gmel. Ed. Syst. Nat.* i. 2209, 62. *Walk. Ann. Nat. Hist. Ser. 2*, ii. 105, 42.
Aphis salicina? *Zett. Ins. Lapp.* i. 311, 6.
Aphis viminalis, *Fonscol. Ann. Soc. Ent. Fr.* x. 184, 27.

Rib-vein very slightly approaching the fore border, hardly again receding from it, not forming an angle; brand near one-third of the length of the wing; first branch-vein oblique, almost straight, six times farther from the second at the tip than it is at the base; second very oblique, not half as far at the base from the first as it is from the third, but very much farther at the tip; third almost straight, more oblique than the second, and twice farther from it at the tip than at the base; forks very long; first at the tip as far from the second fork as from the third vein, and nearer to them than the third vein is to the second; second fork not half so far from the fourth vein as it is from the first fork; fourth vein long, very slightly curved.

The viviparous wingless female. Brown, with a slight gray stripe along the back, and a double row of black spots on each side, increasing in breadth from the head till near the tip of the abdomen, with a slight bronze tint, covered beneath with gray powder: feelers black, nearly one-third of the length of the body; third joint yellow: mouth pale yellow, black at the base and towards the tip, extending somewhat beyond the hind hips: tubercles black; legs stout, long, black; thighs, except their tips, and shanks at the base yellow. When young it is duller and paler; the feelers, the fore-shanks and the middle-shanks are yellow with black tips.

Europe.

44. APHIS ROBORIS.

- Aphis Roboris*, *Linn. Syst. Nat.* ii. 735, 22. *Faun. Suec.* 993. *Fabr. Sp. Ins.* ii. 388, 37. *Mant. Ins.* ii. 317, 42, 1. *Ent. Syst.* iv. 218, 42. *Syst. Rhyn.* 300, 42. *Schrank, Faun. Boic.* ii. 1, 112, 1209. *Gmel. Ed. Syst. Nat.* i. 2207, 22. *Turt. Syst. Nat.* ii. 707. *Fonscol. Ann. Soc. Ent. Fr.* x. 183, 26. *Walk. Ann. Nat. Hist. Ser. 2*, ii. 106, 43.
Aphis longipes, *Léon Dufour, Réch. Hémipt. Mém. de l'Institut* iv. 243, pl. 9, f. 116, 117.

Cinara Roboris, *Curt. Brit. Ent.* xii. 576. *Sir Oswald Mosley, Gard. Chron.* i. 747.

Lachnus Roboris, *Kalt. Mon. Pflanz.* i. 148, 2.

Dryaphis, *Amyot, Ann. Soc. Ent. Fr. 2me Série*, v. 481.

Rib-vein slightly approaching the fore border, and again receding from it beneath the brand, forming no angle, but slightly curved towards its tip; brand full as long as one-fourth of the wing; first branch-vein slightly undulating, very slightly oblique, six times farther from the second at the tip than it is at the base; second very oblique, slightly undulating, more than twice farther from the third than from the first at the base, but much nearer at the tip; third almost straight, very oblique, much farther from the second at the tip than it is at the base; first fork at the tip as far from the second fork as from the third vein, and much nearer to them than the third vein is to the second; second fork very long, slightly undulating, nearer at the tip to the fourth vein than to the first fork; fourth vein long, much curved near the base, straight from thence to the tip.

a—c. England. Presented by F. Walker, Esq.

d—i. England. (In Canada Balsam). From Mr. Walker's collection.

45. APHIS AGILIS.

Lachnus agilis, *Kalt. Mon. Pflanz.* i. 161, 11.

Aphis agilis, *Walk. Ann. Nat. Hist. Ser. 2*, ii. 108, 44.

Distance between the first and second veins at the tips about thrice that between them at the base; third vein mostly obsolete; fourth vein almost straight, about thrice farther from the tip of the rib-vein than from the second fork.

a—e. England. (In Canada Balsam). From Mr. Walker's collection.

Group ——— ?

46. APHIS ——— ?

Aphis Tiliæ, *Enc. Méth. Hist. Nat. Ins.* pl. 117, f. 2, 4.

France.

47. APHIS ——— ?

Lachnus Roboris, *Hartig, Germ. Zeit. Ent.* iii. 368, 6.
Hartz.

48. APHIS PRUINOSUS.

Lachnus pruinosus, *Hartig, Germ. Ent. Zeit.* iii. 368, 5.
Prussia.

49. APHIS ——— ?

Lachnus Padi, *Hartig, Germ. Zeit. Ent.* iii. 368, 4.
Germany.

50. APHIS CARYÆ.

Aphis Caryæ, *Harris, Cat. Ins. Mass. Ins. New Engl.* 190.
United States.

51. APHIS SALICTI.

Aphis Salicti, *Harris, Ins. New Engl.* 191.
United States.

Group 19.

52. APHIS QUERCUS.

Aphis Quercûs, *Linn. Syst. Nat.* ii. 735, 24. *Fabr. Sp. Ins.* ii. 388, 38. *Mant. Ins.* ii. 317, 43. *Ent. Syst.* iv. 219, 43. *Syst. Rhyn.* 300, 43. *Gmel. Ed. Syst. Nat.* i. 2207, 24. *Réaum. Ins.* iii. 334, pl. 28, f. 5—14. *Geoff. Ins. Par.* i. 498, 14. *Schrank, Faun. Boic.* ii. 112, 1238. *Rossi, Faun. Etrusc.* 263, 1395. *Enc. Méth. Hist. Nat. Ins.* pl. 118, f. 1—10. *Huber, Hist. Nat. Fourm.* 195. *Bonnet, Hist. Nat.* i. 3. *Berk. Syn.* i. 120. *Stew. El. Nat. Hist.* ii. 111.

Aphis longirostris, *Fabr. Mant. Ins.* ii. 314, 1. *Ent. Syst.* iv. 210, 1. *Syst. Rhyn.* 294, 1. *Gmel. Syst. Nat.* i. 2201, 34.

Lachnus Quercûs, *Burm. Handb. Ent.* ii. 92, 3. *Kalt. Mon. Pflanz.* i. 164, 13. *Ratz. Forst. Ins.* iii. 220, 27.

Phylloxera longirostris, *Fonscol. Ann. Soc. Ent. Fr.* x. 197, 2.

Lachnus, *Amyot, Ann. Soc. Ent. Fr. 2me Série*, v. 480.

The winged female. Wings a little longer than the body, slightly brown; veins brown, strongly marked; first short, curved; second forked at about half its length, not quite springing from the rib-vein; fourth curved, diverging from the third.

a—d. England. (In Canada Balsam). From Mr. Walker's collection.

Group 20. *Walk. Ann. Nat. Hist. Ser. 2, ii. 190.*

53. APHIS ROSÆ.

Aphis Rosæ, *Linn. Syst. Nat.* ii. 734, 9. *Faun. Suec.* 982. *Fabr. Sp. Ins.* ii. 387, 25. *Mant. Ins.* ii. 316, 30. *Ent. Syst.* iv. 217, 30. *Syst. Rhyn.* 298, 30. *Réaumur. Ins.* iii. pl. 21, f. 1—4. *Deg. Ins.* iii. 65, 10, pl. 3, f. 1—4. *Rossi, Faun. Etrusc.* 262, 1386. *Gotz. Ent. Beitr.* ii. 296, 9. *Sulz. Ins.* pl. 12, f. 79. *Lederm. Micr.* 53, pl. 25. *Gmel. Ed. Syst. Nat.* i. 4, 2204, 9. *Schrank, Faun. Boic.* iii. 117, 1222. *Harris, Exposit. Engl. Ins.* 66, pl. 17, f. 1—3. *Dr. Richardson, Phil. Trans.* lxi. 121. *Bonnet, Hist. Nat.* i. 48. *Berk. Syn.* i. 119. *Stew. El. Nat. Hist.* ii. 110. *Turt. Syst. Nat.* ii. 706. *Shaw, Gen. Zool.* vi. 171, pl. 58, f. med. *Bingley, Hist. Nat.* iii. 186. *Wood, Ill. Linn. Gen. Ins.* i. 112, pl. 39. *Latr. Gen.* iii. 173. *Enc. Brit. 7th Edit.* ix. 205. *Kirby and Spence, Intr. Ent.* ii. 436—454. *Enc. Méth.* i. pl. 17, f. 1. *St. Farg. et Serv. Enc. Méth.* x. 240, 4. *Lamarck, Anim. sans Vert. 2me Edit.* iv. 122. *Westw. Mag. Nat. Hist.* vi. 492. *Haliday, Ent. Mag.* ii. 78. *Léon Duf. Rech. Hém. Mém. Inst.* iv. 242. *Kyber, Germ. Zeit.* ii. 2, 3. *Burm. Handb. Ent.* ii. 94, 2. *Sir Oswald Mosley, Gard. Chron.* i. 628. *Fonscol. Ann. Soc. Ent. Fr.* x. 168, 8. *Kalt. Mon. Pflanz.* i. 3, 1. *Harris, Ins. New Engl.* 190. *Blanch. Hist. Nat. Ins.* 206, 11. *Guér. Icon. Règ. Anim.* i. pl. 59, f. 15. *Amyot et Serv. Hist. Nat. Hém.* 609, 1. *Walk. Ann. Nat. Hist. Ser. 2, ii. 192, 45.*

Aphis Dipsaci, *Schrank, Faun. Boic.* ii. 104, 1181.

Aphis, *Amyot, Ann. Soc. Ent. Fr. 2me Série*, v. 474, i. 516.

Distance between the first and second veins at the tips almost twice that between them at the base; third farther from the second at the tip than at the base, as far from the second at the base as the second is from the first; first fork at the tip a little nearer to the second fork than to the third vein, nearer to the third vein than the

third is to the second ; second fork nearer to the fourth vein than to the first fork ; fourth vein curved near the base, almost straight towards the tip, much farther from the tip of the rib-vein than from the second fork.

a—i. Scotland. Presented by E. Doubleday, Esq.

j—dd. England. (In Canada Balsam). From Mr. Walker's collection.

54. APHIS SONCHI.

Aphis Sonchi, *Linn. Syst. Nat.* ii. 735, 15. *Fabr. Sp. Ins.* ii. 390, 48. *Mant. Ins.* ii. 317, 53. *Ent. Syst.* iv. 220, 53. *Syst. Rhyn.* 302, 53. *Geoff. Ins. Par.* i. 497, 13. *Réaum. Ins.* iii. 333, pl. 22, f. 3—5. *Gmel. Ed. Syst. Nat.* i. 4, 2205, 15. *Schrank, Faun. Boic.* ii. 1, 120, 1232. *Rossi, Faun. Etrusc.* 265, 1402. *Nouv. Dict. d' Hist. Nat.* xxviii. 254. *Kalt. Mon. Pflanz.* i. 28, 17. *Berk. Syn.* i. 120. *Stew. El. Nat. Hist.* ii. 110. *Turt. Syst. Nat.* ii. 708. *Sir Oswald Mosley, Gard. Chron.* i. 628. *Walk. Ann. Nat. Hist. Ser. 2,* ii. 197, 46. *Zool.* vi. 2246, 2248.

Sonchifex, *Amyot, Ann. Soc. Ent. Fr. 2me Série,* v. 475, 519.

Aphis Serratulæ, *Linn. Faun. Suec.* 987. *Schrank, Faun. Boic.* ii. 1, 122, 1238. *Kalt. Mon. Pflanz.* i. 26, 15.

Serratulifex, *Amyot, Ann. Soc. Ent. Fr. 2me Série,* v. 475.

Aphis Jaceæ, *Linn. Faun. Suec.* 991. *Gmel. Ed. Syst. Nat.* i. 4, 2206, 20. *Scopoli, Ent. Carn.* 148, 403. *Schrank, Faun. Boic.* ii. 1, 124, 1244. *Berk. Syn.* i. 120. *Stew. El. Nat. Hist.* ii. 110. *Turt. Syst. Nat.* ii. 708. *Kalt. Mon. Pflanz.* i. 26, 15.

Jaceifex, *Amyot, Ann. Soc. Ent. Fr. 2me Série,* v. 475.

Aphis Picridis, *Fabr. Syst. Ent.* 737, 22. *Sp. Ins.* ii. 387, 27. *Mant. Ins.* ii. 316, 32. *Ent. Syst.* iv. 217, 32. *Syst. Rhyn.* 299, 32. *Gmel. Ed. Syst. Nat.* i. 4, 2204, 43. *Schrank, Faun. Boic.* ii. 121, 1235. *Kalt. Mon. Pflanz.* i. 27, 16.

Picridifex, *Amyot, Ann. Soc. Ent. Fr. 2me Série,* v. 475.

Aphis Cirsii, *Linn. Faun. Suec.* 987. *It. W. Goth.* 307. *Gmel. Ed. Syst. Nat.* i. 4, 2205, 16. *Scop. Ent. Carn.* 138, 402. *Stew. El. Nat. Hist.* ii. 110.

Aphis Cnici, *Schrank, Faun. Boic.* ii. 122, 1239.

Aphis Solidaginis, *Fabr. Sp. Ins.* ii. 384, 4. *Mant. Ins.* ii. 315, 5. *Ent. Syst.* iv. 211, 5. *Syst. Rhyn.* 295, 5. *Gmel. Ed. Syst. Nat.* i. 4, 2202, 38. *Hausmann, Ill. Mag.* i. 442, 5. *Kalt. Mon. Pflanz.* i. 32, 20.

Solidaginifex, *Amyot, Ann. Soc. Ent. Fr. 2me Série,* v. 475.

- Aphis Cardui*? *Kyber, Germ. Zeit.* ii. 2. *Kirby and Spence, Intr. Ent.* ii. 436. *Fonscol. Ann. Soc. Ent. Fr.* x. 170, 11. *Sir Oswald Mosley, Gard. Chron.* i. 628.
- Aphis Campanulæ*, *Kalt. Mon. Pfl.* i. 26, 14.
- Aphis Taraxaci*, *Kalt. Mon. Pfl.* i. 30, 18.
- Cinara Jaceæ*? *Sir Oswald Mosley, Gard. Chron.* i. 747.

Distance between the first and second veins at the base not half that between them at the tips; third farther from the second at the tip than it is at the base, as far from the second at the base as the second is from the first; first fork at the tip much nearer to the second fork than to the third vein, a little nearer to the third than the third is to the second; second fork as near to the fourth vein as to the first fork; fourth vein much curved near the base, straight from thence to the tip, twice farther from the tip of the rib-vein than from the second fork.

Var. Fourth feeler-joint much shorter than the third; fifth much shorter than the fourth; sixth rather more than one-third of the fifth; seventh longer than the fifth.

a—d. England. Presented by F. Walker, Esq.

e—h. England.

i—p. England. (In Canada Balsam). From Mr. Walker's collection.

55. APHIS MILLEFOLII.

- Aphis Millefolii*, *Fabr. Sp. Ins.* ii. 386, 16. *Mant. Ins.* ii. 316, 20. *Ent. Syst.* iv. 214, 17. *Syst. Rhyn.* 296, 17. *Deg. Ins.* iii. 60, 9, pl. 4, f. 1—5. *Gmel. Ed. Syst. Nat.* i. 4, 2206, 50. *Schränk, Faun. Boic.* ii. 123, 1243. *Götze, Ent. Beitr.* 317, 29. *Stew. El. Nat. Hist.* ii. 110. *Shaw, Gen. Zool.* vi. 170, pl. 58, f. *sup. dext.* *Latr. Gen. Crust.* iii. 173. *St. Farg. et Serv. Enc. Méth.* x. 246. *Kalt. Mon. Pfl.* i. 10, 2. *Sir Oswald Mosley, Gard. Chron.* i. 684.
- Achillaphis*, *Amyot, Ann. Soc. Ent. Fr. 2me Série*, v. 474, 2, 517.
- Aphis Achilleræ*? *Fabr. Sp. Ins.* ii. 385, 14. *Mant. Ins.* ii. 315, 16. *Ent. Syst.* iv. 213, 15. *Syst. Rhyn.* 296, 15. *Gmel. Ed. Syst. Nat.* i. 2205, 49. *Kalt. Mon. Pfl.* i. 141, 110.
- Aphis Althæa*? *Harris, Exposit. Engl. Ins.* 66, pl. 17, f. 7—9.

Distance between the first and second veins at the tips more than that between them at the base; third very little farther from the second at the tip than at the base, hardly farther from the second at the base than the second is from the first; first fork much farther at

the tip from the second fork than it is from the third vein, nearer to the third vein than the third is to the second; second fork much nearer to the fourth vein than to the first fork; fourth vein much curved near the base, very slightly curved from thence to the tip.

Var. Fourth joint of the feelers much shorter than the third; fifth shorter than the fourth; sixth less than half the length of the fifth; seventh longer than the fifth.

a—h. England. Presented by F. Walker, Esq.

i—l. England. (In Canada Balsam). Presented by F. Walker, Esq.

56. APHIS ABSINTHII.

Aphis Absinthii, *Linn. Syst. Nat.* ii. 735, 19. *Faun. Suec.* 991. *Fabr. Mant. Ins.* ii. 315, 19. *Ent. Syst.* iv. 214, 20. *Syst. Rhyn.* 297, 20. *Gmel. Ed. Syst. Nat.* i. 5, 2206, 19. *Bonnet, Hist. Nat.* i. 7. *Scop. Ent. Carn.* 137, 401. *Müll. Zool. Dan. Prod.* 1270. *Schrank, Faun. Boic.* ii. 123, 1240. *Berk. Syn.* i. 120. *Stew. El. Nat. Hist.* ii. 110. *Turt. Syst. Nat.* ii. 705. *Burm. Handb. Ent.* ii. 95, 4. *Kalt. Mon. Pfl.* i. 31, 19. *Walk. Ann. Nat. Hist. Ser. 2,* ii. 202, 48.

Aphis Tanacetii, *Linn. Syst. Nat.* ii. 735, 18. *Faun. Suec.* 989. *Gmel. Ed. Syst. Nat.* i. 4, 2205, 18. *Fabr. Sp. Ins.* ii. 387, 31. *Mant. Ins.* ii. 316, 36. *Ent. Syst.* iv. 217, 36. *Syst. Rhyn.* 299, 36. *Geoff. Ins. Par.* i. 496, 8. *Schrank, Faun. Boic.* ii. 123, 1241. *Berk. Syn.* i. 120. *Stew. El. Nat. Hist.* ii. 110. *Turt. Syst. Nat.* ii. 706. *Burm. Handb. Ent.* ii. 14, 3. *Kalt. Mon. Pfl.* i. 47, 33. *Sir Oswald Mosley, Gard Chron.* i. 684.

Aphis Balsamitæ, *Müll. Zool. Dan. Prod.* 109, 1252. *Gmel. Ed. Syst. Nat.* i. 5, 2210, 71.

Aphis Artemisiæ, *Fonscol. Ann. Soc. Ent. Fr.* x. 162, 1.

Absinthifex, *Amyot, Ann. Soc. Ent. Fr. 2me Série,* v. 475.

Tanacetifex, *Amyot, Ann. Soc. Ent. Fr. 2me Série,* v. 476, 521.

Distance between the first and second veins more than twice farther at the tips than at the base; much nearer to the second at the base than at the tip, a little farther from the second at the base than the second from the first; first fork farther at the tip from the second fork than it is from the third vein, nearer to the third vein than the third vein is to the second; second fork a little nearer to the fourth vein than to the first fork; fourth vein much curved near the base, slightly curved from thence to the tip,

very much nearer to the second fork than to the tip of the rib-vein.

Var. First fork nearer at the tip to the second fork than to the third vein; second fork as near to the fourth vein as to the first fork.

a. Scotland. Presented by E. Doubleday, Esq.

b—v. England. (In Canada Balsam). From Mr. Walker's collection.

57. APHIS ULMARIÆ.

Aphis Ulmaricæ, Schrank, *Faun. Boic.* ii. 111, 1221. *Walk. Ann.*

Nat. Hist. Ser. 2, ii. 421, 49. *Zool.* vii. *App.* liii.

Aphis Onobrychis, Fonscol. *Ann. Soc. Ent.* x. 169, 9.

Aphis Lathyri, Sir Oswald Mosley, *Gard. Chron.* i. 684.

Aphis Pisi, Kalt. *Mon. Pflanz.* i. 23, 11.

Aphis Pisum, Harris, *Exposit. Engl. Ins.* 66, pl. 17, f. 10—12.

Distance between the first and second veins at the base less than half that between them at the tips; third a little farther from the second at the tip than at the base, a little farther from the second at the base than the second is from the first; first fork nearer to the second fork than to the third vein, a little nearer to the third vein than the third is to the second; second fork as near to the fourth vein as to the first fork; fourth vein much curved near the base, straight towards the tip, almost twice farther from the tip of the rib-vein than from the second fork.

Var. Third vein a little nearer to the second at the base than the second is to the first.

Var. *The viviparous wingless female*. — Grass-green, nearly spindle-shaped, rather long and narrow, convex, smooth, slightly shining: feelers pale yellow, longer and much longer than the body; tips of the third and fourth, and the whole of the latter joints brown, or with the tips of all the joints and the whole of the seventh joint brown: mouth pale yellow or pale green, with a black or brown tip: nectaries like the mouth in colour, as long as one-fourth or as one-fifth of the body: legs pale green or pale yellowish green; knees, feet and tips of shanks brown or black.

a. Scotland. Presented by E. Doubleday, Esq.

b—m. England. Presented by F. Walker, Esq.

n—bb. England. (In Canada Balsam). From Mr. Walker's collection.

58. APHIS RUBI.

Aphis Rubi, *Kalt. Mon. Pflanz.* i. 24, 12. *Réaumur. Ins.* iii. 319.
Walk. Ann. Nat. Hist. 2nd Série, ii. 423, 50. *Zool.* vii. *App.*
 liv.

Var. Third vein wanting after the emission of its first fork.
 Second fork and tip of the first wanting.

Distance between the first and second veins much more than twice farther at the tip than at the base; third much farther from the second at the tip than at the base, a little farther from the second at the base than the second is from the first; first fork very much farther at the tip from the second fork than from the third vein, much nearer to the third vein than the latter is to the second vein; fourth vein nearly straight towards the tip, much curved, much farther from the tip of the rib-vein than from the second fork.

a—f. England. Presented by F. Walker, Esq.

g—w. England. (In Canada Balsam). From Mr. Walker's collection.

59. APHIS URTICÆ.

Aphis Urticæ, *Fabr. Ent. Syst.* iv. 217, 35. *Syst. Rhyn.* 299, 35.
Schrank, Faun. Boic. 106, 1186. *Scop. Ent. Carn.* 139, 15.
Kalt. Mon. Pflanz. i. 13, 4. *Walk. Ann. Nat. Hist. Ser. 2*, ii.
 427, 51. *Zool.* vii. *App.* liv.

Aphis Urticata? *Fabr. Sp. Ins.* ii. 387, 30. *Mant. Ins.* ii. 316, 35.
Gmel. Ed. Syst. Nat. i. 4, 2204, 46.

Urticifex, *Amyot, Ann. Soc. Ent. Fr. 2me Série*, v. 475.

Var. Third vein wanting after the emission of its first fork.

Distance between the first and second veins twice farther at the tips than at the base; third much farther from the second at the tip than it is at the base, a little nearer to the second at the base than the second is to the first; first fork farther at the tip from the second fork than from the third vein, very much nearer to the third vein than the third is to the second; fourth vein curved, straight towards the tip, much farther from the tip of the rib-vein than from the second fork.

Var. Third vein nearly twice farther from the second at the tip than it is at the base, a little farther from the second at the base

than the second is from the first; first fork not one-third so far from the third vein as the third is from the second.

a—f. Scotland. Presented by E. Doubleday, Esq.

g—l. England. (In Canada Balsam). From Mr. Walker's collection.

60. APHIS VINCÆ.

Aphis Vincæ, *Walk. Ann. Nat. Hist. Ser. 2*, ii. 429, 52.

a, b. England. Presented by F. Walker, Esq.

61. APHIS MALVÆ.

Aphis Malvæ, *Sir Oswald Mosley, Gard. Chron.* i. 684. *Walk. Ann. Nat. Hist. Ser. 2*, ii. 429, 53. *Zool.* vii. *App.* xlvii.

Aphis Pelargonii, *Kalt. Mon. Pflanz.* i. 21, 10.

Aphis Bellidis? *Sir Oswald Mosley, Gard. Chron.* i. 684.

Aphis hibernaculorum? *Fonscol. Ann. Soc. Ent. Fr.* x. 181, 23.

Distance between the first and second veins more than twice farther at the tips than at the base; third hardly farther from the second at the tip than at the base, as far from the second at the base as the second is from the first; first fork at the tip nearer to the second fork than to the third vein, a little farther from the third vein than the third is from the second; second fork a little farther from the first than from the fourth vein; fourth vein curved, much farther from the tip of the rib-vein than from the second fork.

Var. First fork a little nearer to the third vein than the third is to the second.

Var. 1? *The viviparous wingless female.*—Oval, convex, pale greenish yellow, smooth, shining; feelers pale yellow, darker towards the tips, much longer than the body: mouth and nectaries pale yellow, with black tips, the latter as long as one-third of the body: legs very pale yellow; feet black. From *Myosotis*.

Var. 2? Green, smooth, shining: feelers black towards the tips: nectaries a little more than one-fourth of the length of the body: thighs pale green; knees brown; tips of the shanks black. From *Tussilago Farfara*.

Var. 3? Feelers brown, pale at the base, a little longer than the body: mouth and nectaries yellow, with brown tips, the latter

are between one-fourth and one-fifth of the length of the body; legs pale yellow; feet and tips of shanks brown. The young ones when just born are light.

Var. 4? Pale yellow, rather broad and flat, with a row of black dots along each side, and a large lively green spot at the base of each nectary: feelers pale yellow, much longer than the body; tips of the joints black: mouth and nectaries pale yellow, with black tips, the latter as long as one-fourth of the body: legs pale yellow; knees, feet, and tips of the shanks black.

Var. 5? Like the last, grass-green, tinged with yellow: head and fore-chest yellow. From *Digitalis*.

Var. 6? Dull pale or grass-green: hind part of the abdomen deep green on each side: feelers yellowish green, longer than the body; tips of the second and of the third joints and the whole of the following joints brown: mouth and nectaries yellowish green with brown tips, the latter nearly one-fifth of the length of the body: legs yellowish green; knees, feet, and tips of shanks brown. From *Tussilago Farfara*.

Var. 7? Head and fore-chest yellow: feelers pale yellow, much longer than the body; tips of the joints black: mouth pale yellow, with a black tip: tube at the tip of the abdomen and nectaries yellow, the latter rather more than one-fourth of the length of the body. From *Rumex crispus* and other species.

Var. 8? Like the last: feelers very much longer than the body: nectaries with black tips, as long as one-third of the body: legs pale yellow; feet and tips of the shanks black.

Var. 9? Body pale green: feelers dark brown, yellowish green at the base, fully as long as the body: mouth and nectaries pale green with brown tips, the latter about one-fifth of the length of the body: legs pale yellow; feet and tips of thighs and of shanks dark brown.

Var. 10? Feelers and mouth very pale green; tip of the latter and tips of the joints of the former black: nectaries pale green, with black tips: legs very pale green; feet and tips of shanks black.

Var. 11? Pale yellow, with a row of impressions on each side, sometimes with a pale green tinge on the hind part: feelers pale yellow, a little longer than the body; tips of the joints brown:

mouth and nectaries pale yellow with brown tips, the latter about one-fifth of the length of the body: legs pale yellow; knees sometimes brown; feet and tips of shanks brown.

Var. 12? Pale red, varied with yellow, while a pupa: head pale yellow: feelers black, pale yellow towards the base, longer than the body: mouth pale yellow, with a black tip. Winged insect buff: head and the lobes of the chest and of the breast brown: abdomen green, with a row of brown spots on each side: feelers black, longer than the body: mouth pale yellow, with a black tip: nectaries black, as long as one-fourth of the body: legs pale yellow; feet and tips of thighs and of shanks black: wing-ribs and rib-veins pale yellow: brands and veins brown.

Var. 13? Green: head, disk of chest, and feelers brown: disk of breast black: abdomen with black bands.

Var. 14? Pale green: head and disks of chest and of breast pale brown: feelers black: nectaries pale green, about one-fifth of the length of the body: legs pale green; feet and tips of shanks black.

Var. 15? Black: feelers a little longer than the body: abdomen rather dark green: nectaries dull green, nearly one-sixth of the length of the body: legs yellow; feet and tips of thighs and of shanks black: wings very much longer than the body; wing-ribs and rib-veins yellow; brands and branch-veins pale brown.

Var. 16? Mouth and nectaries pale green, with darker tips, the latter as long as one-fourth of the body: legs pale green; feet and tips of thighs and of shanks brown: wing-ribs and rib-veins pale green; the other veins brown. On the cowslip, in the beginning of May.

Var. 17? Head and disk of chest dull reddish buff: feelers brown, dull green at the base: mouth pale green, with a brown tip: nectaries yellow, with brown tips, from one-third to one-fifth of the length of the body: feet and tips of shanks brown: wing-ribs, rib-veins, and brands pale yellow; the other veins pale brown. The pupa has pale yellow or pale yellowish green rudimentary wings.

Variation in the wing-veins.—Second fork of third vein wanting.

a—m. England. (In Canada Balsam). From Mr. Walker's collection.

62. APHIS PALLIDA.

Aphis pallida, *Walk. Ann. Nat. Hist. Ser. 2*, ii. 430, 54.

Distance between the first and second veins at the tips about thrice that between them at the base; third hardly farther from the second at the tip than at the base, farther from the second at the base than the second is from the first; first fork as near to the second fork as to the third vein, nearer to the third vein than the third is to the second; second fork much nearer to the fourth vein than to the first fork; fourth vein curved, almost straight towards the tip, nearly twice farther from the tip of the rib-vein than from the second fork.

a-g. England. (In Canada Balsam). From Mr. Walker's collection.

63. APHIS FRAGARIÆ.

Aphis Fragariæ, *Walk. Ann. Nat. Hist. Ser. 2*, ii. 431, 55.

Var.? *The viviparous winged female.* Pupa elliptic, yellowish grass-green, with a lively green stripe down the middle of the body: feelers pale yellow, longer than the body; tips of the joints black: mouth pale yellow with a black tip: nectaries very pale yellow, pale green at the base, black at the tips, and nearly one-third of the length of the body: legs long, very pale green or almost white; knees, feet, and tips of shanks black. When winged it is black: the fore and the hind border of the fore-chest and the fore-breast dull greenish yellow, as is also the abdomen: feelers longer than the body: mouth dull yellow, with a black tip: nectaries black, and full one-fourth of the length of the body: legs yellow; feet and tips of thighs and of shanks black: wings very much longer than the body; wing-ribs yellow; wing-brand and veins brown.

England.

64. APHIS DIRHODA.

Aphis dirhoda, *Walk. Ann. Nat. Hist. Ser. 2*, iii. 43, 56. *Hardy, North British Agriculturist*, ii. 707.

Distance between the first and second veins at the base much less than half that between them at the tips; third very little

farther from the second at the tip than at the base, as far from the second at the base as the second is from the first; first fork a little nearer to the second fork at the tip than it is to the third vein, and a little nearer to the third vein than the third is to the second; second fork as near to the fourth vein as to the first fork; fourth vein much curved near the base, straight towards the tip, farther from the tip of the rib-vein than from the second fork.

Var. Second fork nearer to the fourth vein than to the first fork; fourth vein nearer to the tip of the rib-vein than to the second fork.

Var. Second fork wanting.

a-r. England. (In Canada Balsam). From Mr. Walker's collection.

65. APHIS AVENÆ.

Aphis Avenæ, *Fabr. Sp. Ins.* ii. 386, 17. *Syst. Ent.* 736, 15. *Mant. Ins.* ii. 316, 22. *Ent. Syst.* iv. 214, 22. *Syst. Rhyn.* 297, 21. *Schrank, Faun. Boic.* ii. 1, 104. *Gmel. Ed. Syst. Nat.* i. 4, 2206, 52. *Villers, Ins.* 551, 50. *Stew. El. Nat. Hist.* ii. 110. *Turt. Syst. Nat.* ii. 705. *Macquart, Ann. Sci. Nat.* 1831, 468. *Kalt. Mon. Pflanz.* i. 108, 6. *Walk. Ann. Nat. Hist. Ser.* 2, iii. 45, 57. *Hardy, North British Agriculturist*, ii. 596.

Aphis granaria, *Kirby, Linn. Trans.* iv. 238. *Curtis, Journ. Roy. Agric. Soc.* vi.

Aphis Hordei, *Kyber, Germ. Mag. Zeit.* ii.

Aphis cerealis, *Kalt. Mon. Pflanz.* i. 16, 6.

Bromaphis, *Amyot, Ann. Soc. Ent. Fr. 2me Série*, v. 479.

Distance between the first and second veins at the base less than half that between them at the tips; third farther from the second at the tip than it is at the base, as near to the second at the base as the second is to the first; first fork nearer to the second fork than to the third vein, nearer to the third vein than the third vein is to the second; second fork a little nearer to the fourth vein than to the first fork; fourth vein much curved near the base, almost straight towards the tip, very much nearer to the second fork than to the tip of the rib-vein.

Var. Seventh joint of the feelers a little shorter than the third.

a-o. England. (In Canada Balsam). From Mr. Walker's collection.

66. APHIS HIERACII.

Aphis Hieracii, *Schrank, Faun. Boic.* ii. 121, 1233. *Kalt. Mon. Pflanz.* i. 17, 7. *Walk. Ann. Nat. Hist. Ser. 2*, iii. 47, 58.

Distance between the first and second veins at the base much more than twice that between them at the tips; third farther from the second at the tip than it is at the base, much farther from the second at the base than the second is from the first; first fork as far from the second as from the third vein, much nearer to the third vein than the third is to the second; second fork as far from the first fork as from the fourth vein; fourth vein curved near the base, straight towards the tip, much farther from the tip of the rib-vein than from the second fork.

Var. Grayish green, blackish on the back, rather small, oval, convex, shining, and semipellucid: feelers black, much longer than the body: mouth pale yellow, with a black tip: nectaries dull green, with black tips, as long as one-fifth of the body: legs pale yellow; hind shanks dull yellow; feet and tips of thighs and of shanks black.

a—y. England. (In Canada Balsam). From Mr. Walker's collection.

67. APHIS ASTERIS.

Aphis Asteris, *Walk. Ann. Nat. Hist. Ser. 2*, iii. 48, 59.

a—d. England. (In Canada Balsam). Presented by F. Walker, Esq.

68. APHIS LACTUCÆ.

Aphis Lactucæ, *Linn. Syst. Nat.* ii. 335, 14. *Réaumur. Ins.* iii. pl. 22, f. 3—5. *Bonnet, Hist. Nat.* i. 6. *Fabr. Sp. Ins.* ii. 390, 47. *Mant. Ins.* ii. 317, 52. *Ent. Syst.* iv. 220, 52. *Syst. Rhyn.* 301, 52. *Gmel. Ed. Syst. Nat.* i. 2205, 14. *Rossi, Faun. Etrusc.* 264, 1401. *Schrank, Faun. Boic.* ii. 1, 120, 1233. *Stew. El. Nat. Hist.* ii. 110. *Turt. Syst. Nat.* ii. 708. *Enc. Méth. Hist. Nat. Ins.* pl. 118, f. 11—13. *Fonscol. Ann. Soc. Ent.* x. 170, 10. *Kalt. Mon. Pflanz.* i. 37, 25. *Walk. Ann. Nat. Hist. Ser. 2*, iii. 49, 60. *Zool.* vii. *App.* liv., lvii.

Aphis Ribis Nigri, *Sir Oswald Mosley, Gard. Chron.* i. 684.

Distance between the first and second veins at the base much less than half that between them at the tips; third a little farther from the second at the tip than it is at the base, as far from the second at the base as the second is from the first; first fork very much nearer to the second at the tip than it is to the third vein, and nearer to the third vein than the third is to the second; second fork as near to the fourth vein as to the first fork; fourth vein much curved near the base, almost straight from thence to the tip, much farther from the tip of the rib-vein than from the second fork.

Var. Small, very pale green, rather flat, slightly increasing in breadth from the head to the tip of the abdomen: head almost white: a large green spot at the base of each nectary: feelers white, much longer than the body; tip of each joint black: mouth almost white, with a black tip: nectaries almost white, with black tips, nearly one-fourth of the length of the body: legs almost white; knees brown; feet and tips of shanks black. On *Lapsana communis*, before the middle of October.

The viviparous winged female. Grass-green: head and chest black above and below: fore border and hind border of fore-chest green: a row of black spots on each side of the abdomen: feelers black, a little longer than the body: mouth pale yellow, with a black tip: nectaries black, as long as one-fourth of the body: legs pale yellow, rather long; feet and tips of thighs and of shanks black: wings colourless, much longer than the body; wing-ribs and rib-veins pale yellow; brand pale buff; branch-veins brown, their tips slightly clouded.

Var.? Oval, yellowish green, or greenish yellow, and often varied with pale red, head sometimes yellow: feelers pale yellow, darker towards their tips, or black, with a pale yellow base, a little longer than the body: mouth pale yellow, with a black tip; nectaries pale yellow, as long as one-third or one-fourth of the body, with black tips: legs yellow or pale yellow; feet and tips of shanks black.

The viviparous winged female. Small and gray: head, middle-chest, and middle-breast black: fore-chest pale red, its disk darker: feelers black, longer than the body: mouth pale yellow, with a black tip: nectaries pale yellow, with black tips, and more than one-fourth of the body: legs pale yellow; feet and tips of thighs and of shanks black: wings colourless, very much longer than the body; rib-veins pale yellow; brand pale brown; branch-veins brown. From *Cnicus arvensis*.

Var.? *The viviparous wingless female.* Small, oval, smooth, dull black or red, dark green towards the hind part of the abdomen: head sometimes pale yellow: feelers pale yellow, black towards the tips, and rather shorter than the body: mouth pale yellow; its tip and the eyes black: nectaries dull pale yellow, with black tips, as long as one-fourth of the body: legs dull pale yellow; knees, feet, and tips of shanks black. On *Lapsana communis*, before the middle of October.

Variation in the wing-veins. An additional fork at the second division of the third vein.

a—p. England. (In Canada Balsam). From Mr. Walker's collection.

69. APHIS RIBIS.

Aphis Ribis, *Linn. Syst. Nat.* ii. 733, 1. *Faun. Suec.* 977. *Fabr. Syst. Ent.* 734, 5. *Sp. Ins.* ii. 385. *Mant. Ins.* ii. 315, 7. *Ent. Syst.* iv. 211, 7. *Syst. Rhyn.* 295, 7. *Müll. Fn. Frid.* 29, 276. *Frisch. Ins.* ii. 9, pl. 14. *Réaum. Ins.* iii. 281—350, pl. 22, f. 7—10. *Hausm. Ill. Mag.* i. 437, 2. *Leeuwenh. Arc. Ep.* 90, 545, 548. *Blanch. Ins.* 164, pl. 14, f. 52. *Gmel. Ed. Syst. Nat.* i. 2201, 1. *Schrank, Faun. Boic.* ii. 1, 108, 1195. *Berk. Syn.* i. 119. *Stew. El. Nat. Hist.* ii. 110. *Turt. Syst. Nat.* ii. 703. *Kalt. Mon. Pflanz.* i. 39, 26. *Sir Oswald Mosley, Gard. Chron.* i. 628. *Walk. Ann. Nat. Hist. Ser.* 2, iii. 295, 61.

Ribifex, *Amyot, Ann. Soc. Ent. Fr. 2me Série*, v. 476, 520.

Distance between the first and second veins at the base much less than half that between them at the tips; the third farther from the second at the tip than at the base, a little farther from the second at the base than the second is from the first; first fork at the tip as near to the second fork as to the third vein, much nearer to the third vein than the third is to the second; second fork nearer to the fourth vein than to the first fork; fourth vein curved near the base, straight towards the tip, very much nearer to the second fork than to the rib-vein.

a—f. Scotland. Presented by E. Doubleday, Esq.

g—ee. England. (In Canada Balsam). From Mr. Walker's collection.

70. APHIS GALEOPSISIDIS.

Aphis Galeopsidis, *Kalt. Mon. Pflanz.* i. 35, 23. *Walk. Ann. Nat. Hist. Ser. 2*, iii. 298, 62. *Zool.* vi. 2251.

Distance between the first and second veins at the tips more than twice that between them at the base; third very much farther from the second at the tip than it is at the base, a little nearer to the second at the base than the second is to the first; first fork at the tip nearer to the second fork than to the third vein, nearer to the third vein than the third is to the second; second fork much farther from the fourth vein than from the first fork; fourth vein curved near the base, straight towards the tip, very much nearer to the second fork than to the tip of the rib-vein.

Var. First fork a little nearer to the third vein than to the second fork.

Var.? *The viviparous winged female.* Head, disk of the fore-chest, of the middle-chest, and of the middle-breast brown: a few slight black bands on the disk of the abdomen: feelers black, a little longer than the body: mouth yellow, with a black tip: nectaries pale yellow, with black tips, as long as one-sixth of the body: legs pale yellow; knees, feet, and tips of shanks black: wings colourless, and much longer than the body; wing-ribs pale yellow; rib-veins and the wing-bands pale brown; the other veins brown. From *Polygonum Persicaria*, in October.

a—o. England. (In Canada Balsam). From Mr. Walker's collection.

71. APHIS ABIETINA.

Aphis Abietina, *Walk. Ann. Nat. Hist. Ser. 2*, iii. 301, 63.

Two foveæ on the head.

Distance between the first and second veins about thrice farther at the tips than at the base; third farther from the second at the tip than at the base, much farther from the second at the base than the second is from the first; first fork much nearer to the third vein than

to the second fork, not half so far from the third as the third is from the second; second fork much nearer to the fourth vein than to the first fork; fourth vein long, hardly curved, nearer to the second fork than to the tip of the rib-vein.

a—f. England. (In Canada Balsam). From Mr. Walker's collection.

72. APHIS ROSARUM.

Aphis Rosarum, *Kalt. Mon. Pflanz.* i. 101, 76. *Walk. Ann. Nat. Hist. Ser. 2*, iii. 302, 64.

a—y. England. (In Canada Balsam). From Mr. Walker's collection.

73. APHIS AVELLANÆ.

Aphis Avellanæ, *Schrank, Faun. Boic.* ii. 112, 1207. *Kalt. Mon. Pflanz.* i. 143, 116. *Walk. Ann. Nat. Hist. Ser. 2*, iii. 304, 65.

Aphis Coryli, *Sir Oswald Mosley, Gard. Chron.* i. (1841), 628.

Distance between the first and second veins at the tips thrice that between them at the base; third farther from the second at the tip than at the base, a little farther from the second at the base than the second is from the first; first fork very much nearer to the second fork than to the third vein, as near to the third as the third is to the second; second fork as near to the fourth vein as to the first fork; fourth vein curved near the base, straight towards the tip, nearer to the second fork than to the tip of the rib-vein.

a—v. England. (In Canada Balsam). From Mr. Walker's collection.

74. APHIS URTICARIA.

Aphis Urticaria, *Kalt. Mon. Pflanz.* i. 57, 39. *Walk. Ann. Nat. Hist. Ser. 2*, iv. 41, 66.

Aphis Urticæ, *Fonscol. Ann. Soc. Ent. Fr.* x. 180, 21.

Distance between the first and second veins at the base much less than half that between them at the tips; third much farther

from the second at the tip than it is at the base, a little farther from the second at the base than the second is from the first; first fork nearer to the second fork at the tip than it is to the third vein, and much nearer to the third vein than the third is to the second; second fork as near to the fourth vein as to the first fork; fourth vein slightly curved, farther from the tip of the rib-vein than from the second fork.

a—u. England. (In Canada Balsam). From Mr. Walker's collection.

75. APHIS TETRARHODA.

Aphis tetrarhoda, *Walk. Ann. Nat. Hist. Ser. 2, iv. 42, 67.*

Distance between the first and second veins at the base more than half that between them at the tips; third vein very much farther from the second at the tip than at the base, much nearer to the second at the base than the second is to the first; first fork a little nearer to the third vein than to the second fork, much nearer to the third vein than the third is to the second; second fork nearer to the fourth vein than to the first fork; fourth vein much curved near the base, straight towards the tip, a little farther from the tip of the rib-vein than from the first fork.

a—l. England. (In Canada Balsam). From Mr. Walker's collection.

76. APHIS CERASI.

Aphis Cerasi, *Fabr. Syst. Ent. 734, 4. Sp. Ins. ii. 384, 5. Mant. Ins. 315, 6. Ent. Syst. iv. 211, 6. Syst. Rhyn. 295, 6. Gmel. Ed. Syst. Nat. i. 2203, 39. Schrank. Faun. Boic. ii. 1. Müll. Zool. Dan. Prod. 110, 1256. Rossi, Faun. Etrusc. 260, 1369. Stew. El. Nat. Hist. ii. 110. Turt. Syst. Nat. ii. 703. Fonscol. Ann. Soc. Ent. Fr. x. 179, 12. Luxford, Entomologist, 159, 40. Sir Oswald Mosley, Gard. Chron. i. 628. Kalt. Mon. Pfl. i. 45, 31. Ratz. Forst. Ins. iii. 216, 3. Walk. Ann. Nat. Hist. Ser. 2, iv. 43, 68. Fitch, The Senate, No. 30, 65.*

Cerasaphis, *Amyot, Ann. Soc. Ent. Fr. 2me Série, v. 477.*

Distance between the first and second veins at the base hardly more than one-third of that between them at the tips; third farther from the second at the tip than it is at the base, a little farther from

the second at the base than the second is from the first; first fork hardly nearer to the second fork at the tip than it is to the third vein, a little nearer to the third vein than the third is to the second; second fork nearer to the fourth vein than to the first fork; fourth vein slightly curved, straight towards the tip, farther from the tip of the rib-vein than from the second fork.

a. Scotland. Presented by E. Doubleday, Esq.

b—r. England. (In Canada Balsam). From Mr. Walker's collection.

77. APHIS TRIRHODA.

Aphis trirhoda, *Walk. Ann. Nat. Hist. Ser. 2*, iv. 45, 69.

Distance between the first and second veins at the tips more than twice that between them at the base; third nearer to the second at the base than at the tip, as near to the second at the base as the second is to the first; first fork generally nearer to the second fork than to the third vein, as near to the third as the third is to the second; second fork generally as near to the first fork as to the fourth vein; fourth vein farther from the rib-vein than from the second fork.

a—g. England. (In Canada Balsam). From Mr. Walker's collection.

78. APHIS BRASSICÆ.

Aphis Brassicæ, *Linn. Syst. Nat.* ii. 734, 12. *Faun. Suec.* 2205, 985. *Fabr. Sp. Ins.* ii. 388, 35. *Mant. Ins.* ii. 316, 40. *Ent. Syst.* iv. 218, 41. *Syst. Rhyn.* 300, 41. *Gmel. Ed. Syst. Nat.* i. 2205, 12. *Schrank, Faun. Boic.* ii. 119, 1228. *Müll. Fn. Frid.* 30, 283. *Frisch. Ins.* xi. 10, pl. 3, f. 15, 81. *Harr. Exposit. Engl. Ins.* 66, pl. 17, f. 4—6. *Berk. Syn.* i. 120. *Stew. El. Nat. Hist.* ii. 110. *Turt. Syst. Nat.* ii. 207. *Swamm. Ins.* v. 535. *Kalt. Mon. Pflau.* i. 106, 81. *Harris, Ins. New Engl.* 190. *Curt. Journ. Roy. Agric. Soc.* iii. 54, pl. C. f. 5, 6. *Walk. Ann. Nat. Hist. Ser. 2*, iv. 46, 70. *Fitch, The Senate*, No. 30, 65.

Aphis Røpharis, *Schrank, Faun. Boic.* ii. 1, 119, 1229.

Aphis Isatidis, *Fonscol. Ann. Soc. Ent. Fr.* x. 165, 4.

Aphis Floris Rapæ, *Curt. Journ. Roy. Agric. Soc.* iii. 55, pl. C. f. 7, 8.

- Cinara Raphani*, *Sir Oswald Mosley, Gard. Chron.* i. 827.
Cinara Brassicæ, *Sir Oswald Mosley, Gard. Chron.* i. 827.
Crambaphis, Amyot, Ann. Soc. Ent. Fr. 2me Série, v. 478.

Distance between the first and second veins at the base a little more than half that between them at the tips; third farther from the second at the tip than at the base, a little nearer to the second at the base than the second is to the first; first fork a little nearer to the second fork than to the third vein, a little nearer to the third vein than the third is to the second; second fork very little nearer to the fourth vein than to the first fork; fourth vein slightly curved, very little nearer to the second fork than to the tip of the rib-vein.

a—h. England. (In Canada Balsam). Presented by F. Walker, Esq.

79. APHIS CAPREÆ.

- Aphis Capreæ*, *Fabr. Syst. Ent.* 217, 33. *Sp. Ins.* ii. 384, 2. *Mant. Ins.* ii. 315, 3. *Ent. Syst.* iv. 211, 3. *Syst. Rhyn.* 294, 3. *Gmel. Ed. Syst. Nat.* i. 2203, 41. *Schrank, Faun. Boic.* ii. 104, 1179. *Stew. El. Nat. Hist.* ii. 110. *Turt. Syst. Nat.* ii. 703. *Kalt. Mon. Pflanz.* i. 109, 84. *Ratz. Forst. Ins.* iii. 218, 12. *Walk. Ann. Nat. Hist. Ser. 2,* iv. 195, 71. *Zool.* vii. *App.* iv.
- Aphis Pastinacæ*, *Linn. Syst. Nat.* ii. 1, 734, 3. *Faun. Suec.* 977. *Fabr. Mant. Ins.* ii. 315, 13. *Ent. Syst.* iv. 213, 13. *Syst. Rhyn.* 296, 13. *Gmel. Ed. Syst. Nat.* i. 4, 2202, 3. *Turt. Syst. Nat.* ii. 703.
- Aphis Angelicæ?* *Réaum. Ins.* iii. 322.
- Aphis Archangelicæ*, *Scop. Ent. Carn.* 137, 400. *Gmel. Ed. Syst. Nat.* i. 4, 2210, 64.
- Aphis Ægopodii*, *Scop. Ent. Carn.* 399. *Fabr. Sp. Ins.* ii. 387, 28. *Mant. Ins.* ii. 316, 33. *Ent. Syst.* iv. 217, 33. *Syst. Rhyn.* 299, 33. *Gmel. Ed. Syst. Nat.* i. 2204, 44. *Stew. El. Nat. Hist.* ii. 110.
- Aphis Podagrariæ*, *Scop. Ent. Carn.* 399. *Schrank, Faun. Boic.* ii. 1, 110.
- Cinara Capreæ?* *Sir Oswald Mosley, Gard. Chron.* i. 748
- Ægopodaphis, Amyot, Ann. Soc. Ent. Fr. 2me Série*, v. 479.

Distance between the first and second veins at the tips about thrice that between them at the tips; third as far from the second at the tip as it is at the base, much farther from the second at the base than the second is from the first; first fork at the tip as near to

the second fork as to the third vein, much nearer to the third vein than the third is to the second; second fork a little nearer to the fourth vein than to the first fork; fourth vein curved near the base, almost straight towards the tip, much farther from the tip of the rib-vein than from the second fork.

Var. Second fork wanting towards the tip.

a. Scotland. Presented by E. Doubleday, Esq.

b—k. England. (In Canada Balsam). From Mr. Walker's collection.

80. APHIS PERSICÆ.

Aphis Persicæ, *Sulz. Hist. Ins.* 105, pl. 11, f. 4, 5. *Gmel. Ed. Syst. Nat.* ii. 2209, 60. *Morren, Ann. Sci. Nat.* 1836. *Fonscol. Ann. Soc. Ent. Fr.* x. 14. *Sir Oswald Mosley, Gard. Chron.* i. (1841), 684. *Amyot et Serv. Hist. Nat. Hém.* 601. *Kalt. Mon. Pfl.* i. 93, 68. *Walk. Ann. Nat. Hist. Ser.* 2, v. 72. *Aphis Persicariæ?* *Hartig, Germ. Ent. Zeit.* iii. 370, 12.

Distance between the first and second veins nearly thrice farther at the tips than at the base; third farther from the second at the tip than at the base, farther from the second at the base than the second is from the first; first fork a little farther from the second fork than from the third vein, very much nearer to the third vein than the third is to the second; second fork a little farther from the first fork than from the fourth vein; fourth vein curved, hardly nearer to the second fork than to the tip of the rib-vein.

a—t. England. (In Canada Balsam). From Mr. Walker's collection.

81. APHIS RUMICIS.

Aphis Rumicis, *Linn. Syst. Nat.* ii. 734, 5. *Faun. Suec.* 979. *Bonnet, Hist. Nat.* i. 6. *Fabr. Sp. Ins.* ii. 385, 11. *Mant. Ins.* ii. 315, 12. *Syst. Ent.* 735, 10. *Ent. Syst.* iv. 213, 12. *Syst. Rhyn.* 296, 12. *Schrank, Faun. Boïc.* ii. 1, 111, 1204. *Gmel. Ed. Syst. Nat.* i. 2203, 5. *Berk. Syn.* i. 119. *Stew. El. Nat. Hist.* ii. 110. *Turt. Syst. Nat.* ii. 703. *Kalt. Mon. Pfl.* i. 81, 58. *Walk. Ann. Nat. Hist. Ser.* 2, v. 17, 73. *Zool.* vi. 2247, 2249; vii. *App.* xxxiv. xlix. li. lii.

- Aphis Papaveris*, *Fabr. Gen. Ins.* 303. *Sp. Ins.* ii. 388, 33. *Mant. Ins.* ii. 316, 38. *Ent. Syst.* iv. 218, 38. *Syst. Rhyn.* 299, 38. *Gmel. Ed. Syst. Nat.* i. 2202, 36. *Schrank, Faun. Boic.* ii. 1, 118, 1225. *Rossi, Faun. Etrusc.* 263, 1392. *Turt. Syst. Nat.* ii. 707. *Léon-Duf. Réch. sur les Hémipt.* iv. 242, pl. 9, f. 114, 115. *Fonscol. Ann. Soc. Ent. Fr.* x. 162, 2.
- Aphis Fabæ*, *Scop. Ent. Carn.* 139, 408. *Gmel. Ed. Syst. Nat.* i. 2210, 67. *Stew. El. Nat. Hist.* ii. 111. *Turt. Syst. Nat.* ii. 710. *Kirby and Spence, Intr. Ent.* i. 175. *Bingley, Hist. Nat.* iii. 189. *Curt. Journ. Roy. Agric. Soc.* vii. 418, pl. R. f. 21, 22; x. pt. 1, pl. U. f. 1—4.
- Aphis Atriplicis*, *Linn. Faun. Suec.* 1000. *Fabr. Ent. Syst.* iv. 217, 31. *Syst. Rhyn.* 298, 31. *Gmel. Ed. Syst. Nat.* i. 4, 2209, 32. *Berk. Syn.* i. 121. *Stew. El. Nat. Hist.* ii. 111. *Turt. Syst. Nat.* ii. 706.
- Aphis Aparines*, *Fabr. Syst. Ent.* 735, 8. *Sp. Ins.* 385, 9. *Mant. Ins.* ii. 315, 10. *Ent. Syst.* iv. 212, 10. *Syst. Rhyn.* 295, 10. *Gmel. Ed. Syst. Nat.* i. 2208, 59. *Schrank, Faun. Boic.* ii. 105, 1183. *Kalt. Mon. Pfl.* i. 46, 32.
- Aphis armata*, *Hausm. Illig. Mag.* i. 439, 30.
- Aphis Craccæ*, *Linn. Syst. Nat.* ii. 735, 13. *Faun. Suec.* 986. *Deg. Ins.* iii. 58, 8, pl. 2, f. 14—19. *Scop. Ent. Carn.* 407, 12. *Gmel. Ed. Syst. Nat.* i. 2205, 13. *Schrank, Faun. Boic.* iii. 119, 1231. *Berk. Syn.* 120. *Stew. El. Nat. Hist.* ii. 110. *Kalt. Mon. Pfl.* i. 86, 62.
- Aphis hortensis*, *Fabr. Sp. Ins.* ii. 387, 26. *Mant. Ins.* ii. 316, 31. *Gmel. Ed. Syst. Nat.* i. 4, 2204, 42.
- Aphis Chenopodii*, *Schrank, Faun. Boic.* ii. 109, 1196. *Kalt. Mon. Pfl.* i. 107, 82.
- Aphis Viciæ*, *Fabr. Sp. Ins.* ii. 390, 46. *Mant. Ins.* ii. 317, 51. *Ent. Syst.* iv. 220, 51. *Syst. Rhyn.* 301, 51. *Turt. Syst. Nat.* ii. 708.
- Aphis Thlapseos*, *Schrank, Faun. Boic.* ii. 118, 1227.
- Aphis Galii?* *Kalt. Mon. Pfl.* i. 87, 63.
- Aphis Genistæ*, *Scop. Ent. Carn.* 139, 409. *Gmel. Ed. Syst. Nat.* i. 2210, 68. *Fonscol. Ann. Soc. Ent. Fr.* x. 103, 3. *Kalt. Mon. Pfl.* 90, 66.
- Aphis Laburni*, *Kalt. Mon. Pfl.* 85, 61.
- Aphis Euphorbiæ?* *Kalt. Mon. Pfl.* 94, 69.
- Rumicifex*, *Amyot, Ann. Soc. Ent. Fr. 2me Série*, v. 478.
- Meconaphis Amyot*, *Ann. Soc. Ent. Fr. 2me Série*, v. 478.
- Craccifex*, *Amyot, Ann. Soc. Ent. Fr. 2me Série*, v. 478.
- Genistifex*, *Amyot, Ann. Soc. Ent. Fr. 2me Série*, v. 478.
- Aphis Acetosæ*, *Linn. Syst. Nat.* ii. 734, 6. *Fabr. Sp. Ins.* ii. 389, 43. *Mant. Ins.* ii. 317, 48. *Ent. Syst.* iv. 220, 49. *Syst. Rhyn.* 301, 49. *Geoff. Ins. Par.* ii. 496, 9. *Réaum. Ins.* iii. 286. *Gmel. Ed. Syst. Nat.* 1, 2203, 6. *Turt. Syst. Nat.* ii. 708.

Aphis Galii Scabri? Schrank, *Faun. Boic.* ii. 1, 105.

Cinara Rumicis, Sir Oswald Mosley, *Gard. Chron.* i. 747.

Aphis Dahliæ, Sir Oswald Mosley, *Gard. Chron.* i. 628.

Distance between the first and second veins at the base much less than half of that between them at the tips; third much farther from the second at the tip than it is at the base, as far from the second at the base as the second is from the first; first fork as near to the second fork as to the third vein, very much nearer to the third vein than the third is to the second; second fork as far from the fourth vein as from the first fork; fourth vein slightly curved, much nearer to the second fork than to the tip of the rib-vein.

Var. Second fork of third vein wanting.

Var. Deep black, shining: feelers black, a little shorter than the body: mouth pale yellow, with a black tip: nectaries black, as long as one-sixth of the body: legs pale yellow, moderately long; posterior thighs, fore-knees, feet and tips of shanks black: wings colourless, much longer than the body; alulæ and rib-veins pale yellow; brand yellow; veins brown. From *Poa fluitans*, beginning of July.

Var. Third vein farther from the second at the base than the second is from the first; first fork nearer to the second fork than to the third vein, a little nearer to the third vein than the third is to the second; fourth vein a little nearer to the second fork than to the tip of the rib-vein,

a. Scotland. Presented by E. Doubleday, Esq.

b—h. England.

i—p. England. On the dock. (In Canada Balsam). From Mr. Walker's collection.

q—u. England. On the bean. (In Canada Balsam). From Mr. Walker's collection.

82. APHIS SYMPHITI.

Aphis Symphiti, Schrank, *Faun. Boic.* ii. 1, 107. *Kalt. Mon. Pflanz.* i. 61, 43. *Walk. Ann. Nat. Hist. Ser. 2*, v. 25, 74.

Distance between the first and second veins at the base less than half of that between them at the tips; third a little farther from the second at the tip than it is at the base, as far from the second

at the base as the second is from the first; first fork not half the distance from the second fork that it is from the third vein, hardly nearer to the third vein than the third is to the second; second fork a little farther from the fourth vein than from the first fork; fourth vein curved, straight towards the tip, about half as far from the second fork as from the tip of the rib-vein.

Var. Second fork of third vein wanting.

a—z. England. (In Canada Balsam). From Mr. Walker's collection.

83. APHIS NYMPHÆÆ.

Aphis Nymphææ, *Linn. Syst. Nat.* ii. 714, 10. *Faun. Suec.* 983. *Fabr. Mant. Ins.* ii. 315, 17. *Ent. Syst.* iv. 214, 18. *Syst. Rhyn.* 297, 18. *Schrank, Faun. Boic.* ii. 1, 117. *Gmel. Ed. Syst. Nat.* i. 2204, 10. *Müller, Ins.* 1264. *Turt. Syst. Nat.* ii. 703. *Fonscol. Ann. Soc. Ent. Fr.* x. 166, 5. *Kält. Mon. Pflanz.* i. 104, 79. *Walk. Ann. Nat. Hist. Ser.* 2, v. 26, 75.

Aphis Butomi, *Schrank, Faun. Boic.* ii. 114, 1212.

Nymphæifex, *Amyot, Ann. Soc. Ent. Fr. 2me Série*, v. 478.

Distance between the first and second veins at the base not one-third of that between them at the tips; third much farther from the second at the tip than at the base, much farther from the second at the base than the second is from the first; first fork much nearer to the second fork than to the third vein, much nearer to the third vein than the third is to the second; second fork as far from the fourth vein as from the first fork; fourth vein slightly curved, nearer to the second fork than to the tip of the rib-vein.

Var. Second fork nearer to the first fork than to the fourth vein.

a—h. England. (In Canada Balsam). From Mr. Walker's collection.

84. APHIS SAMBUCI.

Aphis Sambuci, *Linn. Syst. Nat.* ii. 734, 4. *Faun. Suec.* 978. *Bonnet, Hist. Nat.* i. *Frisch. Ins.* ii. 14, pl. 18. *Lister, Ins.* 397, 40. *Geoff. Ins. Par.* i. 495, 3. *Réaumur, Ins.* iii. 281,

350, pl. 8, f. 5—15. *Fabr. Sp. Ins.* ii. 384, 3. *Mant. Ins.* ii. 315, 4. *Ent. Syst.* iv. 211, 4. *Syst. Rhyn.* 294, 4. *Gmel. Ed. Syst. Nat.* i. 2202, 4. *Berk. Syn.* i. 110. *Stew. El. Nat. Hist.* ii. 110. *Turt. Syst. Nat.* ii. 703. *Schrank, Faun. Boic.* ii. 1, 111, 1202. *Enc. Méth. Hist. Nat. Ins.* pl. 115, f. 9. *Kalt. Mon. Pflanz.* i. 83, 60. *Walk. Ann. Nat. Hist. Ser.* 2, v. 27, 76.

Cinara Sambuci, *Sir Oswald Mosley, Gard. Chron.* i. 827.

Sambucifex, *Amyot, Ann. Soc. Ent. Fr. 2me Série*, v. 477, 524.

Distance between the first and second joints at the tips more than twice that between them at the base; third much farther from the second at the tip than it is at the base, much farther from the second at the base than the second is from the first; first fork very much nearer to the second fork than to the third vein, not nearer to the third vein than the third is to the second; second fork as far from the fourth vein as from the first fork; fourth vein curved, very much nearer to the second fork than to the tip of the rib-vein.

Var. Second fork wanting towards the tip.

a—d. England. (In Canada Balsam). Presented by F. Walker, Esq.

85. APHIS MALI.

Aphis Mali, *Fabr. Syst. Ent.* 737, 19. *Sp. Ins.* ii. 387, 24. *Mant. Ins.* ii. 316, 29. *Ent. Syst.* iv. 217, 29. *Syst. Rhyn.* 298, 29. *Gmel. Ed. Syst. Nat.* i. 4, 2208, 58. *Schrank, Faun. Boic.* ii. 1, 116. *Gotze, Ent. Beit.* ii. 317. *Stew. El. Nat. Hist.* ii. 111. *Turt. Syst. Nat.* ii. 70, 6. *Shaw, Gen. Zool.* vi. pl. 58. *Ramdohr, Abhandlung Verd. Werk.z. Ins.* 1811. *Schmidberger*, 284. *St. Farg. et Serv. Enc. Méth.* x. 246. *Spence, Trans. Ent. Soc.* iii. 98. *Rusticus, Ent. Mag.* i. 143, iii. 337. *Kalt. Mon. Pflanz.* i. 72, 52. *Ratz. Forst. Ins.* iii. 217, 7. *Walk. Ann. Nat. Hist. Ser.* 2, v. 269, 77. *Zool.* vi. 2251. *Fitch, The Senate*, No. 30, 65.

Aphis Pomi, *Réaun. Ins.* iii. 281—350, pl. 21, f. 5. *Deg. Ins.* iii. 53, 6, pl. 3, f. 18—26. *Latr. Gen. Crust.* iii. 173. *Sir Oswald Mosley, Gard. Chron.* i. 684.

Aphis Pyri, *Réaun. Ins.* iii. 281, 350, pl. 24, f. 1—4. *Fonscol. Ann. Soc. Ent. Fr.* x. 189, 32. *Hartig, Germ. Ent. Zeit.* iii. 369, 11.

Aphis Oxyacanthæ, *Schrank, Faun. Boic.* ii. 116, 1219.

Oxyacanthaphis, *Amyot, Ann. Soc. Ent. Fr. 2me Série*, v. 478, 525.

Distance between the first and second veins at the base less than half that between them at the tips; third much farther from the second at the tip than at the base, a little farther from the second at the base than the second is from the first; first fork very much nearer to the second fork at the tip than to the third vein, as near to the third vein as the third is to the second; second fork as near to the fourth vein as to the first fork; fourth vein curved near the base, almost straight towards the tip, very much nearer to the second fork than to the tip of the rib-vein.

Var. First fork a little nearer to the third vein than the third is to the second.

Var. Distance between the first and second veins at the base less than one-third of that between them at the tips; third a little farther from the second at the tip than at the base, much farther from the second at the base than the second is from the first; first fork at the tip four times farther from the third vein than from the second fork; second fork more than twice farther from the fourth vein than from the first fork.

a—u. England. (In Canada Balsam). From Mr. Walker's collection.

86. APHIS PADI.

Aphis Padi, *Linn. Syst. Nat.* ii. 734, 8. *Faun. Succ.* 981. *Réaun. Ins.* iii. pl. 23, f. 9, 10. *Fabr. Sp. Ins.* ii. 389, 45. *Mant. Ins.* ii. 317, 50. *Ent. Syst.* iv. 220, 50. *Syst. Rhyn.* 301, 50. *Gmel. Ed. Syst. Nat.* i. 2203, 8. *Schrank, Faun. Boic.* ii. 115, 1216. *Stew. El. Nat. Hist.* ii. 110. *Turt. Syst. Nat.* ii. 708. *Kalt. Mon. Pflanz.* i. 74, 53. *Ratz. Forst. Ins.* iii. 217, 8. *Walk. Ann. Nat. Hist. Ser. 2*, v. 274, 78.

Padifex, *Amyot, Ann. Soc. Ent. Fr. 2me Série*, v. 477, 523.

Distance between the first and second veins at the tips full thrice that between them at the base; third very much farther from the second at the tip than at the base, very much farther from the second at the base than the second is from the first; first fork much nearer to the second fork than to the third vein, much nearer to the third vein than the third is to the second; second fork as near to the fourth vein as to the first fork; fourth vein long, curved near the base, straight towards the tip, full twice farther from the tip of the rib-vein than from the second fork.

a. Scotland. Presented by E. Doubleday, Esq.

b—zzz. England. (In Canada Balsam). From Mr. Walker's collection.

87. APHIS SORBI.

Aphis Sorbi, *Kalt. Mon. Pflanz.* i. 70, 51. *Ratz. Forst. Ins.* iii. 217, 6. *Walk. Ann. Nat. Hist. Ser. 2*, v. 276, 79.

Distance between the first and second veins at the base about half that between them at the tips; third much farther from the second at the tip than at the base, a little farther from the second at the base than the second is from the first; first fork nearer to the second fork than to the third vein, nearer to the third vein than the third is to the second; second fork generally as near to the fourth vein as to the first fork; fourth vein slightly curved, a little nearer to the second fork than to the tip of the rib-vein.

a—o. England. (In Canada Balsam). From Mr. Walker's collection.

88. APHIS EUONYMI.

Aphis Euonymi, *Fabr. Syst. Ent.* 736, 14. *Sp. Ins.* ii. 386, 17. *Mant. Ins.* ii. 316, 21. *Ent. Syst.* iv. 214, 21. *Syst. Rhyn.* 297, 21. *Gmel. Ed. Syst. Nat.* i. 2206, 51. *Schrank, Faun. Boic.* ii. 108. *Turt. Syst. Nat.* ii. 705. *Sir Oswald Mosley, Gard. Chron.* i. 684. *Kalt. Mon. Pflanz.* i. 79, 57. *Walk. Ann. Nat. Hist. Ser. 2*, v. 278, 80.

Euonymaphis, *Amyot, Ann. Soc. Ent. Fr. 2me Série*, v. 478.

Distance between the first and second veins at the base a little more than one-third of that between them at the tips; third very much farther from the second at the tip than at the base, as far from the second at the base as the second is from the first; first fork very much nearer to the second fork than to the third vein, nearer to the third vein than the third is to the second; second fork as far from the fourth vein as from the first fork; fourth vein slightly curved, much nearer to the second fork than to the tip of the rib-vein.

Var. Third vein of one wing with an additional branch between the two forks.

a—l. England. (In Canada Balsam). From Mr. Walker's collection.

89. APHIS LYCHNIDIS.

Aphis Lychnidis, *Linn. Syst. Nat.* ii. 734, 7. *Faun. Suec.* 980. *Bonnet, Hist. Nat.* i. 6. *Réaum. Ins.* iii. 281, 340. *Fabr. Syst. Ent.* 737, 1. *Sp. Ins.* ii. 384, 1. *Mant. Ins.* ii. 315, 2. *Ent. Syst.* iv. 210, 2. *Syst. Rhyn.* 294, 2. *Gmel. Ed. Syst. Nat.* i. 2203, 7. *Schrank, Faun. Boic.* ii. 114, 1214. *Berk. Syn.* i. 119. *Stew. El. Nat. Hist.* ii. 110. *Turt. Hist. Nat.* ii. 703. *Kalt. Mon. Pflanz.* i. 92, 67. *Walk. Ann. Nat. Hist. Ser.* 2, v. 280, 81.

Aphis Cucubali, *Linn. Faun. Suec.* 719.

Distance between the first and second veins at the base full half that between them at the tips; third a little farther from the second at the tip than at the base, as far from the second at the base as the second is from the first: first fork nearer to the second fork than to the third vein, a little nearer to the third vein than the third is to the second; second fork a little nearer to the first fork than to the fourth vein; fourth vein curved, as near to the tip of the rib-vein as to the second fork.

a—d. Scotland. Presented by E. Doubleday, Esq.

e—z. England. (In Canada Balsam). From Mr. Walker's collection.

90. APHIS PRUNI.

Aphis Pruni, *Fabr. Sp. Ins.* ii. 385, 12. *Mant. Ins.* ii. 315, 14. *Ent. Syst.* iv. 213, 14. *Syst. Rhyn.* 296, 14. *Deg. Ins.* iii. 49, 5, pl. 2, f. 1—8. *Schrank, Faun. Boic.* ii. 115, 1217. *Geoff. Ins. Par.* i. 497, 10. *Réaum. Ins.* iii. 296, pl. 23, f. 9, 10. *Götze, Ent. Beitr.* ii. 312. *Gmel. Ed. Syst. Nat.* i. 2202, 37. *Scop. Ent. Carn.* 138, 406. *Rossi, Faun. Etrusc.* 260, 1374. *Stew. El. Nat. Hist.* ii. 110. *Turt. Hist. Nat.* ii. 704. *Enc. Méth. Hist. Nat. Ins.* pl. 116, f. 7, 8. *Latr. Gen. Crust.* iii. 173. *St. Farg. et Serv. Enc. Méth.* x. 245. *Schmidb. Kollar, Treatise on Injurious Insects, transl.* 284. *Sir Oswald Mosley, Gard. Chron.* i. 684. *Kalt. Mon. Pflanz.* i. 52, 37. *Ratz. Forst. Ins.* iii. 216, 4. *Walk. Ann. Nat. Hist. Ser.* 2, v. 388, 82.

Aphis Arundinis, *Fabr. Sp. Ins.* 385, 7. *Mant. Ins.* ii. 315, 8. *Ent. Syst.* iv. 212, 8. *Syst. Rhyn.* 295, 8. *Gmel. Ed. Syst. Nat.* i. 2202, 35. *Kalt. Mon. Pflanz.* i. 54, 38.

Prunifex, *Amyot, Ann. Soc. Ent. Fr. 2me Série*, v. 476, 322.

Calamaphis, *Amyot, Ann. Soc. Ent. Fr. 2me Série*, v. 477.

Distance between the first and second veins at the tips much more than twice that between them at the base; third much farther from the second at the tip than at the base, farther from the second at the base than the second is from the first; first fork much nearer to the second fork than to the third vein, as near to the third vein as the third is to the second; second fork a little nearer to the fourth vein than to the first fork; fourth vein slightly curved, much nearer to the second fork than to the tip of the rib-vein.

Var.? *The viviparous wingless female.* Pale or dark green, elliptical, rather long and narrow: feelers a little more than half the length of the body: mouth pale green or pale yellow: nectaries black: legs pale green or pale yellow, moderately long; knees, feet, and tips of shanks darker.

The viviparous winged female. Pale green while a pupa: head, disk of chest and that of breast dark gray, when the wings are unfolded: feelers black, nearly as long as the body: nectaries hardly projecting above the surface of the abdomen: wing-ribs yellow; brand and veins brown. From *Arundo Phragmitis* at the end of September, near Newcastle.

Var.? *The oviparous wingless female.* Narrow, rather flat, slightly increasing in breadth from the head till near the tip of the abdomen, pale yellowish green, velvet-like; a vivid bluish-green stripe down the back and a more indistinct stripe on each side: feelers black, pale yellow towards the base, less than half the length of the body: mouth pale yellow with a black tip: nectaries pale yellow with black tips, about one-eighth of the length of the body: legs pale yellow, rather short; knees, feet, and tips of shanks black. Eggs green, spindle-shaped, very large.

The wingless male. Linear, narrower than the female: feelers nearly as long as the body: head sometimes buff, and chest sometimes yellow. From *Arundo arenaria* in the beginning of October, near Fleetwood.

a. Scotland. Presented by E. Doubleday, Esq.

b—z. England. (In Canada Balsam). From Mr. Walker's collection.

91. APHIS LYTHRI.

Aphis Lythri, Schrank, *Faun. Boic.* ii. 115, 1215. *Kalt. Mon. Pflanz.* i. 51, 36. *Walk. Ann. Nat. Hist. Ser. 2*, v. 389, 83.
Lythraphis, Amyot, *Ann. Soc. Ent. Fr. 2me Série*, v. 477.

Distance between the first and second veins at the base a little less than half that between them at the tips; third farther from the second at the tip than at the base, a little farther from the second at the base than the second is from the first; first fork nearer to the second fork at the tip than to the third vein, a little nearer to the third vein than the third is to the second; second fork a little nearer to the fourth vein than to the first fork; fourth vein much curved near the base, almost straight towards the tip, much nearer to the second fork than to the tip of the rib-vein.

Var. Second fork a little nearer to the first fork than to the fourth vein.

a—z. England. (In Canada Balsam). From Mr. Walker's collection.

92. APHIS TUSSILAGINIS.

Aphis Tussilaginis, *Walk. Ann. Nat. Hist. Ser. 2*, v. 390, 84.

a. England. Presented by F. Walker, Esq.

93. APHIS DIANTHI.

Aphis Dianthi, Schrank, *Faun. Boic.* ii. 114, 1213. *Kalt. Mon. Pflanz.* i. 42, 29. *Walk. Ann. Nat. Hist. Ser. 2*, v. 391, 85. *Zool.* vi. 2218, 2246; vii. *App.* xlvi., li., lvi., lvii.; viii. *App.* ciii., civ.

Aphis vulgaris, *Kyber, Germ. Mag.* i.

Aphis Rapæ, *Curt. Journ. Roy. Agric. Soc.* iii. 53, pl. C. f. 1—3.

Aphis dubia, *Curt. Journ. Roy. Agric. Soc.* iii. 54, pl. C. f. 4.

Aphis vastator, *Smee, The Potatoe Plant, &c.*, 81.

Aphis Solani? *Kalt. Mon. Pflanz.* i. 15, 5.

Dianthaphis, *Amyot, Ann. Soc. Ent. Fr. 2me Série*, v. 477.

Distance between the first and second veins at the tips about thrice that between them at the base; third very much farther from the second at the tip than at the base, much farther from the second at the base than the second is from the first; first fork as near to the second fork as to the third vein, nearer to the third vein than the third is to the second; second fork as near to the fourth vein as to the first fork; fourth vein generally a little nearer to the second fork than to the tip of the rib-vein.

Var.? Black, very small: abdomen yellow: feelers a little longer than the body: mouth pale yellow with a black tip: nectaries short: legs pale yellow, moderately long; feet and tips of thighs and of shanks black: wings colourless, much longer than the body; wing-ribs and rib-veins pale yellow; brands and branch-veins pale brown. In the beginning of October on *Thalictrum*.

a—u. England. (In Canada Balsam). From Mr. Walker's collection.

94. APHIS VIBURNI.

Aphis Viburni, *Fabr. Syst. Ent.* 737, 18. *Sp. Ins.* ii. 386, 23. *Mant. Ins.* ii. 316, 28. *Ent. Syst.* iv. 216, 28. *Syst. Rhyn.* 298, 28. *Scop. Ent. Carn.* 396. *Gmel. Ed. Syst. Nat.* i. 2208, 57, *Sulz. Ins.* pl. 11, f. 1, 2. *Stew. El. Nat. Hist.* ii. 111. *Enc. Méth. Ins.* pl. 115, f. 9, *Schrank, Faun. Boic.* ii. 111, 1203. *Sulzer, Hist. Ins.* pl. 11, f. 1, 2. *Kalt. Mon. Pflanz.* i. 78, 56. *Sir Oswald Mosley, Gard. Chron.* i. 684. *Rusticus, Ent. Mag.* i. 218. *Walk. Ann. Nat. Hist. Ser. 2,* vi. 41, 86. *Viburnifex*, *Amyot, Ann. Soc. Ent. Fr. 2me Série,* v. 478.

Distance between the first and second veins at the tips more than twice that between them at the base: third a little nearer to the second at the base than at the tip, farther from the second at the base than the second is from the first fork, nearer to the second fork than to the third vein, nearer to the third vein than the third is to the second; second fork a little nearer to the fourth vein than to the second fork; fourth vein curved, farther from the tip of the rib-vein than from the second fork.

a—z. England. (In Canada Balsam). From Mr. Walker's collection.

95. APHIS XYLOSTEI.

Aphis Xylostei, *Schrank, Faun. Boic.* ii. 1, 107. *Bonnet, Hist. Nat.* i. 7. *Réaumur, Ins.* iii. 286. *Degeer, Ins.* iii. 96, 16, pl. 7, f. 8—13. *Gmel. Ed. Syst. Nat.* i. 2210, 74. *Walk. Ann. Nat. Hist. Ser. 2,* vi. 43, 87.

Aphis Lonicæræ, *Fonscol. Ann. Soc. Ent. Fr.* x. 167, 6. *Siebold, Froriep's Notizen,* xii. 85. *Kalt. Mon. Pflanz.* i. 48, 35. *Sir Oswald Mosley, Gard. Chron.* i. 628.

Xylosthaphis, *Amyot, Ann. Soc. Ent. Fr. 2me Série,* v. 479.

The viviparous wingless female. Head in front slightly convex, not notched: feelers a little more than half the length of the body: first and second joints not angular; fourth much shorter than the third; fifth much shorter than the fourth; sixth shorter than the fifth; seventh much more than twice the length of the sixth: tip of the abdomen a little longer than the nectaries, which are as long as one-eighth or one-tenth of the body.

The viviparous winged female. Feelers a little shorter than the body: distance between the first and second wing-veins at the tips much more than twice that between them at the base; third a little farther from the second at the tip than at the base, farther from the second at the base than the second is from the first; first fork as near to the second fork at the tip as to the third vein, as near to the third vein as the third is to the second; second fork a little nearer to the fourth vein than to the first fork; fourth vein very slightly curved, a little nearer to the second fork than to the tip of the rib-vein.

Var. First fork nearer to the third vein than the third vein is to the second.

a—r. England. (In Canada Balsam). From Mr. Walker's collection.

96. APHIS CERASINA.

Aphis Cerasina, *Walk. Ann. Nat. Hist. Ser. 2,* vi. 43, 88.
England.

97. APHIS CARDUINA.

Aphis Carduina, *Walk. Ann. Nat. Hist. Ser. 2*, vi. 44, 89.

a—p. England. (In Canada Balsam). From Mr. Walker's collection.

98. APHIS JACOBÆÆ.

Aphis Jacobææ, *Schrank, Faun. Boic.* ii. 123, 1242. *Kalt. Mon. Pflanz.* i. 68, 49. *Walk. Ann. Nat. Hist. Ser. 2*, vi. 44, 90. *Zool.* viii. *App.* civ.

Distance between the first and second veins at the tips very much more than that between them at the base; third farther from the second at the tip than it is at the base, hardly farther from the second at the base than the second is from the first; first fork at the tip as far from the second fork as from the third vein, nearer to the third vein than the third is to the second; second fork as far from the fourth vein as from the first fork; fourth vein curved near the base, almost straight towards the tip, a little farther from the tip of the rib-vein than from the second fork.

England.

99. APHIS HELICHRYSI.

Aphis Helichrysi, *Kalt. Mon. Pflanz.* i. 102, 77. *Walk. Ann. Nat. Hist. Ser. 2*, vi. 45, 91.

Aphis Balsamitæ? *Müll. Zool. Dan. Prod.* 109. 1252. *Gmel. Ed. Syst. Nat.* i. 4, 2210, 71.

Balsamitifex? *Amyot, Ann. Soc. Ent. Fr. 2me Série*, v. 479.

Distance between the first and second veins at the base about half of that at the tips; third a little farther from the second at the tip than at the base, as far from the second at the base as the second is from the first; first fork at the tip a little nearer to the second fork than to the third vein, a little nearer to the third vein than the third vein is to the second; second fork a little nearer to the fourth vein than to the first fork; fourth vein curved, nearer to the second fork than to the tip of the rib-vein.

Var. Second fork as near to the fourth vein as to the first fork; fourth vein as near to the tip of the rib-vein as to the second fork.

Var. *The viviparous wingless female*. Green, elliptical: feelers pale yellow, rather less than half the length of the body; tips brown: mouth pale yellow, with a brown tip: nectaries pale yellow, as long as one-twelfth of the body; tips brown: legs pale yellow, moderately long; feet and tips of shanks brown.

The viviparous winged female. Small and black: abdomen very dark green, much broader than the chest; its disk black: feelers black, rather shorter than the body: mouth black: nectaries black, as long as one-sixth of the body: legs black, moderately long; fore-thighs dull yellow at the base: wings colourless, very much longer than the body; wing-ribs pale yellow; brand pale brown; veins brown. From *Achillea Millefolium*, in the beginning of June.

a—n. England. (In Canada Balsam). From Mr. Walker's collection.

100. APHIS TANACETINA.

Aphis Tanacetina, *Walk. Ann. Nat. Hist. Ser. 2, iv. 46, 92*.

Distance between the first and second veins almost twice farther at the tips than at the base; third hardly farther from the second at the tip than at the base, as far from the second at the base as the second is from the first; first fork nearer to the second fork than to the third vein, as near to the third vein as the third is to the second; second fork a little nearer to the first than to the fourth vein; fourth vein slightly curved, a little farther from the tip of the rib-vein than from the second fork.

a—h. England. (In Canada Balsam). From Mr. Walker's collection.

101. APHIS CRATÆGARIA.

Aphis Cratægaria, *Walk. Ann. Nat. Hist. Ser. 2, vi. 46, 93*.

Distance between the first and second veins at the base about half that between them at the tips; third nearer to the second at the base than at the tip, a little nearer to the second at the base than the second is to the first; first fork nearer to the third vein than to the second fork, much nearer to the third vein than the third is to the second; second fork farther from the first fork than from the

fourth vein; fourth vein curved near the base, straight towards the tip, a little nearer to the second fork than to the tip of the rib-vein.

a—o. England. (In Canada Balsam). From Mr. Walker's collection.

102. APHIS CRATÆGI.

Aphis Cratægi, *Kalt. Mon. Pflanz.* i. 66, 47. *Ratz. Forst. Ins.* iii. 217, 5. *Walk. Ann. Nat. Hist. Ser.* 2, vi. 47, 94.

Aphis Pyri? *Fonscol. Ann. Soc. Ent. Fr.* x. 189, 32.

Distance between the first and second veins more than twice farther at the tips than at the base; third a little farther from the second at the tip than at the base, as far from the second at the base as the second is from the first; first fork much nearer to the second fork than to the third vein, nearer to the third vein than the third is to the second; second fork hardly farther from the fourth vein than from the first fork; fourth vein much curved near the base, almost straight towards the tip, a little nearer to the second fork than to the tip of the rib-vein.

England.

103. APHIS HEDERÆ.

Aphis Hederæ, *Kalt. Mon. Pflanz.* i. 89, 65. *Walk. Ann. Nat. Hist. Ser.* vi. 47.

Aphis Ilicis, *Kalt. Mon. Pflanz.* i. 88, 64.

Distance between the first and second veins more than twice farther at the tips than at the base; third vein a little farther from the second at the tip than at the base, as far from the second at the base as the second is from the first; first fork much nearer to the second fork than to the third vein, as near to the third vein as the third is to the second; second fork a little nearer to the fourth vein than to the first fork; fourth vein slightly curved, much nearer to the second fork than to the tip of the rib-vein.

The viviparous wingless female. Oval, dull buff or dark red, covered with a white bloom: feelers setaceous, pale yellow, rather more than half the length of the body; tips brown: mouth pale yellow, with a brown tip: nectaries dark brown, as long as one-tenth of the body: legs pale yellow, moderately long; feet and tips of the shanks brown. In some instances the feelers are nearly as long as the body, and the tips of the thighs are brown.

The viviparous winged female. Elliptical and dark brown while a pupa: feelers as long as the body: nectaries as long as one-sixth of the body: rudimentary wings pale green. Black, or very dark green, when the wings are unfolded: abdomen dark red: feelers shorter than the body: mouth tawny, with a black tip: nectaries black, as long as one-fifth or one-sixth of the body: legs tawny; posterior thighs, excepting the base, feet and tips of shanks black; legs sometimes black; shanks and fore-thighs, excepting their tips, of a yellow hue: wings colourless, much longer than the body; wing-ribs pale yellow; brand pale brown; veins brown. In the middle of June the wingless insect and the pupa vary much in colour; sometimes they are dull pale yellowish green, sometimes bright red, or dark reddish gray; sometimes the feelers are white, with a black tip to each joint, or black towards the tips, and more than half the length of the body: mouth white, with a black tip: legs white; feet and tips of thighs and of shanks black: oviduct black and short.

a—o. England. (In Canada Balsam). From Mr. Walker's collection.

104. APHIS BERBERIDIS.

Aphis Berberidis, *Kalt. Mon. Pflanz.* i. 95, 70. *Walk. Ann. Nat. Hist. Ser. 2*, vi. 118, 96.

Distance between the first and second veins about twice farther at the tips than it is at the base; third a little farther from the second at the tip than it is at the base, as far from the second at the base as the second is from the first; first fork at the tip very much nearer to the second fork than to the third vein, as near to the third vein as the third is to the second; second fork much nearer to the first fork than to the fourth vein; fourth vein much curved, straight near the tip, generally a little nearer to the second fork than to the tip of the rib-vein.

a—v. England. (In Canada Balsam). From Mr. Walker's collection.

105. APHIS NASTURTII.

Aphis Nasturtii, *Kalt. Mon. Pflanz.* i. 76, 54. *Walk. Ann. Nat. Hist. Ser. 2*, vi. 119, 97.

Distance between the first and second veins at the tips much more than twice that between them at the base; third much farther

from the second at the tip than at the base, farther from the second at the base than the second is from the first ; first fork nearer to the second fork than to the third vein, nearer to the third vein than the third is to the second ; second fork nearer to the first fork than to the fourth vein ; fourth vein curved, generally nearer to the second fork than to the tip of the rib-vein.

a—z. England. (In Canada Balsam). From Mr. Walker's collection.

106. APHIS HUMULI.

Aphis Humuli, Schrank, *Faun. Boic.* ii. 110, 1199. *Kalt. Mon. Pflanz.* i. 36, 24. *Walk. Ann. Nat. Hist. Ser. 2*, vi. 120, 98. *Letters of Rusticus*, 71. *Plomley, Nat. Hist. Hop-fly.*

Aphis Pruni Mahaleb, Fonscol. *Ann. Soc. Ent. Fr.* x. 175, 15.

Humulifex, Amyot, *Ann. Soc. Ent. Fr. 2me Série*, v. 477.

Distance between the first and second veins at the tips much more than twice that between them at the base ; third a little farther from the second at the tip than at the base, farther from the second at the base than the second is from the first ; first fork a little nearer to the second fork than to the third vein, a little nearer to the third vein than the third is to the second ; second fork much nearer to the fourth vein than to the first fork ; fourth vein much curved near the base, almost straight towards the tip, very much nearer to the second fork than to the tip of the rib-vein.

Var. Pupa. Pale yellow, or red mottled with yellow, and slightly tinged with black : feelers black, yellow towards the base : tip of mouth black : nectaries pale yellow, with black tips, as long as one-fourth of the body : legs very pale yellow ; tips of shanks brown ; feet black. Middle of October.

Var. Third vein wanting towards the tip.

Var. Part of the first fork wanting ; the stump forming an unusually acute angle with the second fork.

Var. First fork wanting towards the tip.

Var. Third vein wanting towards the tip ; the stump forming an unusually acute angle, with the first fork.

a—z. England. (In Canada Balsam). From Mr. Walker's collection.

107. APHIS PRUNINA.

Aphis Prunina, *Walk. Ann. Nat. Hist. Ser. 2*, vi. 120, 99. *Zool.* vi. 2250.

Aphis ———? *Walk. Zool.* vi. 2250.

Distance between the first and second veins at the tips full twice that between them at the base; third a little nearer to the second at the base than at the tip, a little nearer to the second at the base than the second is to the first; first fork generally a little nearer to the second fork than to the third vein, most often a little nearer to the third vein than the third is to the second; second fork as near to the fourth vein as to the first fork; fourth vein much curved, a little nearer to the second fork than to the tip of the rib-vein.

a—p. England. (In Canada Balsam). From Mr. Walker's collection.

108. APHIS PRUNARIA.

Aphis Prunaria, *Walk. Ann. Nat. Hist. Ser. 2*, vi. 121, 100. *Zool.* vi. 2250.

Aphis spinarum? *Hartig, Germ. Ent. Zeit.* iii. 370, 13.

Distance between the first and second veins at the tips about thrice that between them at the base; third very much farther from the second at the tip than at the base, as near to the second at the base as the second is to the first; first fork generally nearer to the second fork than to the third vein, much nearer to the third vein than the third is to the second; second fork about as far from the fourth vein as from the first fork; fourth vein long, slightly curved, almost straight towards the tip, much nearer to the second fork than to the tip of the rib-vein.

a—e. England. (In Canada Balsam). From Mr. Walker's collection.

109. APHIS POTENTILLÆ.

Aphis Potentillæ, *Walk. Ann. Nat. Hist. Ser. 2*, iv. 122, 101.

England.

110. APHIS LIGUSTRI.

Aphis Ligustri, Sir Oswald Mosley, *Gard. Chron.* i. 628. *Kalt. Mon. Pflanz.* i. 48, 34.

Var. Lower branch of the first fork of the third vein wanting.

Var. Distance between the first and second veins at the base less than half that between them at the tips; second wanting in one wing, third a little nearer to the second at the tip than at the base, as near to the second at the base as the second is to the first; first fork partly wanting in both wings; fourth vein curved near the base, straight towards the tip, as near to the tip of the rib-vein as to the second fork.

a—g. England. (In Canada Balsam). From Mr. Walker's collection.

111. APHIS ONONIDIS.

Aphis Ononidis, *Kalt. Ent. Zeit. Stett.* vii. 173.

This species is distinguished by its spotted wings, and by its large fore-chest, which is rather broader than the middle-chest.

The viviparous winged female. Small, pale yellow, active, rather short and broad: length of the fore-chest rather more than half its breadth: some pale olive-green irregular stripes along the head and chest, three or four rows of dark gray spots on the abdomen; spots on the middle rows larger and more irregular than those on the side rows: feelers pale yellow, black towards their tips, a little longer than the body: mouth pale yellow, with a black tip, hardly reaching the middle hips: legs dull yellow; tips of the feet darker: wings a little longer than the body, with a brown spot on the tip of each vein; brand brown, including a colourless spot; distance between the first and second veins at the tips nearly twice that between them at the base; third very much nearer to the second at the base than at the tip, much nearer to the second at the base than the second is to the first; first fork nearer to the second fork than to the third vein, hardly nearer to the third vein than the third is to the second; second fork nearer to the first fork than to the fourth vein; fourth vein much curved, nearer to the tip of the rib-vein than to the second fork: rib-vein of the lower wing clouded with brown, with only one branch-vein, which has a brown spot on its tip.

a. England. Presented by F. Walker, Esq.

112. APHIS TANACETARIA?

Aphis Tanacetaria? *Kalt. Mon. Pflanz.* i. 19, 8.

The viviparous wingless female. Dark red, oval: front convex: feelers much longer than the body; second joint with an angle on the inside of its tip; fourth much shorter than the third; fifth a little shorter than the fourth; sixth about one fourth of the length of the fifth, not more than one-sixth of the length of the seventh: nectaries about one-fourth of the length of the body: legs long, very stout. From *Tanacetum vulgare* in August.

England.

113. APHIS VICIÆ.

Aphis Viciæ, *Kalt. Mon. Pflanz.* i. 20, 9.

Prussia.

114. APHIS RIBICOLA.

Aphis Ribicola, *Kalt. Mon. Pflanz.* i. 33, 22.

Distance between the first and second veins at the tips almost twice that between them at the base; third vein very little farther from the second at the tip than at the base, much farther from the second at the base than the second is from the first; first fork as far from the second fork as from the third vein, nearer to the third vein than the third is to the second; second fork nearer to the fourth vein than to the first fork; fourth vein much curved near the base, straight towards the tip, very much farther from the tip of the rib-vein than from the second fork.

a, b. Prussia. Presented by F. Walker, Esq.

115. APHIS CONVULVULI.

Aphis Convolvuli, *Kalt. Mon. Pflanz.* i. 40, 27.

Prussia.

116. APHIS CHELIDONII.

Aphis Chelidonii, *Kalt. Mon. Pflanz.* i. 41, 28.

Distance between the first and second veins very much farther at the tips than at the base; third vein as near to the second at the

tips as at the base, much farther from the second at the base than the second is from the first; first fork twice farther from the third vein than from the second fork, as far from the third vein as the third is from the second; second fork a little nearer to the first fork than to the fourth vein; fourth vein curved near the base, straight towards the tip, nearer to the second fork than to the tip of the rib-vein.

a, b. Prussia. Presented by F. Walker, Esq.

117. APHIS CAPSELLÆ.

Aphis Capsellæ, *Kalt. Mon. Pflanz.* i. 58, 40.

Prussia.

118. APHIS PLANTAGINIS.

Aphis Plantaginis, *Schrank, Faun. Boic.* ii. 106, 1185. *Bonnet, Hist. Nat.* i. 56. *Gmel. Ed. Syst. Nat.* i. 2209, 63. *Stew. El. Nat. Hist.* ii. 111. *Kalt. Mon. Pflanz.* i. 59, 41.

Aphis Dauci, *Fabr. Syst. Ent.* 737, 23. *Sp. Ins.* ii. 387, 29. *Mant. Ins.* ii. 316, 34. *Ent. Syst.* iv. 217, 34. *Syst. Rhyn.* 299, 34. *Gmel. Ed. Syst. Nat.* i. 2204, 45. *Schrank, Faun. Boic.* ii. 1, 110, 1200. *Stew. El. Nat. Hist.* ii. 110. *Turt. Syst. Nat.* ii. 706.

Plantaginifex, *Amyot, Ann. Soc. Ent. Fr. 2me Série*, v. 478.

Europe.

119. APHIS SCABIOSÆ.

Aphis Scabiosæ, *Scop. Ent. Carn.* 138, 10, 405. *Gmel. Ed. Syst. Nat.* i. 2210, 66. *Schrank, Faun. Boic.* ii. 105, 1082. *Stew. El. Nat. Hist.* ii. 111. *Fonscol. Ann. Soc. Ent. Fr.* x. 179, 19. *Kalt. Mon. Pflanz.* i. 60, 42.

Psorodaphis, *Amyot, Ann. Soc. Ent. Fr. 2me Série*, v. 478.

Europe.

120. APHIS SEDI.

Aphis Sedi, *Kalt. Mon. Pflanz.* i. 63, 44.

Distance between the first and second veins at the base full half that between them at the tips; third vein a little nearer to the

second at the base than at the tip, as near to the second at the base as the second is to the first; first fork much nearer to the second fork than to the third vein, hardly nearer to the third vein than the third is to the second; second fork as near to the first fork as to the fourth vein; fourth vein curved along the whole length, nearer to the second fork than to the tip of the rib-vein.

a—s. England. (In Canada Balsam). From Mr. Walker's collection.

121. APHIS RHAMNI.

Aphis Rhamni, *Fonscol. Ann. Soc. Ent. Fr.* x. 177, 17.
Europe.

122. APHIS FRANGULÆ.

Aphis Rhamni, *Kalt. Mon. Pflanz.* i. 64, 45.
Aphis Frangulæ, *Kalt. Verh. d. n. Ver.* ii. 11.
Europe.

123. APHIS EPILOBII.

Aphis Epilobii, *Kalt. Mon. Pflanz.* i. 64, 46.

Distance between the first and second veins at the tips full thrice that between them at the base; third a little farther from the second at the tip than at the base, almost twice farther from the second at the base than the second is from the first; first fork nearer to the second fork than to the third vein, as far from the third vein as the third is from the second; second fork farther from the first fork than from the fourth vein; fourth vein rather long, curved near the base, almost straight towards the tip, nearer to the second fork than to the tip of the rib-vein.

a—s. England. (In Canada Balsam). From Mr. Walker's collection.

124. APHIS GROSSULARIÆ.

Aphis Grossulariæ, *Kalt. Mon. Pflanz.* i. 67, 48.
Europe.

125. APHIS RANUNCULI.

Aphis Ranunculi, *Kalt. Mon. Pflanz.* i. 69, 50.

Distance between the first and second veins thrice farther at the tips than at the base; third vein much nearer to the second at the base than at the tip, farther from the second at the base than the second is from the first; first fork very much nearer to the second fork than to the third vein, as far from the third vein as the third is from the second; second fork as far from the first as from the fourth vein; fourth vein curved, a little nearer to the second fork than to the tip of the rib-vein.

Var. Second fork a little nearer to the first than to the fourth vein.

Var. Second vein forked near the tip.

a—d. Prussia. Presented by F. Walker, Esq.

126. APHIS NEPETÆ.

Aphis Nepetæ, *Kalt. Mon. Pflanz.* i. 77, 55.

Distance between the first and second veins at the tips more than thrice farther than that at the base; third vein a little nearer to the second at the base than at the tip, much farther from the second at the base than the second is from the first; first fork very much nearer to the second fork than to the third vein, hardly nearer to the third vein than the third is to the second; second fork as near to the fourth vein as to the first fork; fourth vein curved near the base, straight towards the tip, twice farther from the tip of the rib-vein than from the second fork.

a—i. Prussia. Presented by F. Walker, Esq.

127. APHIS EUPHORBIÆ.

Aphis Euphorbiæ, *Kalt. Mon. Pflanz.* i. 94, 69.

Aphis Euphorbiæ? *Walk. Zool.* vii. *App.* xliii.

England, Prussia.

128. APHIS MYRICÆ.

Aphis Myricæ, *Kalt. Mon. Pflanz.* i. 96, 71.

The viviparous wingless female. Yellow or orange, flat, very hairy, adorned with four rows of large more or less transverse greenish brown spots, slightly increasing in breadth from the head to the tip of the abdomen, which is very slightly convex and not at all lengthened; between the inner pair and the outer pair of the rows of spots are some dots of the same colour: two little teeth on the front: feelers much less than half the length of the body: nectaries dingy yellow with brown tips, very near the tip of the abdomen, one-eighth or one-tenth of the length of the body: legs short.

The viviparous winged female. Like the wingless female, but not hairy: feelers pale yellow, brown towards the tips, much shorter than the body; fourth joint little more than half the length of the third; fifth a little shorter than the fourth; sixth much shorter than the fifth; seventh extremely short: legs pale yellow; feet and tips of the shanks brown: wings colourless, short, hardly extending beyond the abdomen; brand pale yellow, brown at the base and at the tip; veins blackish.

Distance between the first and second veins at the tips almost thrice that between them at the base; third vein almost twice farther from the second at the tip than at the base, nearer to the second at the base than the second is to the first; first fork almost twice farther from the third vein than from the second fork, very much farther from the third vein than the third is from the second; second fork nearer to the first fork than to the fourth vein; fourth vein slightly curved, a little nearer to the tip of the rib-vein than to the second fork.

a—c. England. Presented by F. Walker, Esq.

129. APHIS VITELLINÆ.

Aphis Vitellinæ, Schrank, *Faun. Boic.* ii. 103, 1178. *Kalt. Mon. Pfl.* i. 97, 72. *Ratz. Forst. Ins.* iii. 217, 9.
Vitellinifex, Amyot, *Ann. Soc. Ent. Fr. 2me Série*, v. 479.
 Prussia.

130. APHIS ERYSIMI.

Aphis Erysimi, *Kalt. Mon. Pfl.* i. 99, 75.
 Europe.

131. APHIS SALICETI.

Aphis Saliceti, *Kalt. Mon. Pflanz.* i. 103, 78. *Ratz. Forst. Ins.* iii. 217, 11.

Aphis Salicis, *Fonscol. Ann. Soc. Ent.* x. 176, 16.

Salicitifex, *Amyot, Ann. Soc. Ent. Fr. 2me Série*, v. 479.

Distance between the first and second veins at the tips much more than twice that between them at the base; third much farther from the second at the tip than it is at the base, much farther from the second at the base than the second is from the first; first fork full twice farther from the third vein than from the first fork, a little nearer to the third vein than the third is to the second; second fork much nearer to the first fork than to the fourth vein; fourth curved near the base, almost straight towards the tip, a little nearer to the second fork than to the tip of the rib-vein.

a—r. England. (In Canada Balsam). From Mr. Walker's collection.

132. APHIS PIMPINELLÆ.

Aphis Pimpinellæ, *Kalt. Mon. Pflanz.* i. 105, 80.

Prussia.

133. APHIS AMERINÆ.

Aphis Amerinæ, *Hartig, Germ. Ent. Zeitt.* iii. 369.

Germany.

134. APHIS ANTHRISCI.

Aphis Anthrisci, *Kalt. Mon. Pflanz.* i. 112, 86.

Prussia.

135. APHIS CARDUI.

Aphis Cardui, *Linn. Syst. Nat.* ii. 735, 17. *Faun. Suec.* 988.

Fabr. Sp. Ins. ii. 385, 13. *Mant. Ins.* ii. 315, 15. *Ent. Syst.*

iv. 214, 16. *Syst. Rhyn.* 296, 16. *Gmel. Ed. Syst. Nat.* i.

2205, 17. *Rossi, Faun. Etrusc.* 261, 1375. *Berk. Syn.* i. 120.

Stew. El. Nat. Hist. ii. 110. *Turt. Syst. Nat.* ii. 703. *Fonscol.*

Ann. Soc. Ent. Fr. x. *Kalt. Mon. Pflanz.* 115, 89.

Aphis Onopordi, *Schrank, Faun. Boic.* ii. 121, 1236.

Scolymaphis? *Amyot, Ann. Soc. Ent. Fr. 2me Série*, v. 479.

Europe.

136. APHIS NERII.

Aphis Nerii, *Fonscol. Ann. Soc. Ent. Fr.* x. 179, 20. *Kalt. Mon. Pfl.* i. 118, 91.

Europe.

137. APHIS BETULARIA.

Aphis Betularia, *Kalt. Mon. Pfl.* i. 119, 93. *Ratz. Forst. Ins.* iii. 218, 14.

Aphis tuberculata, *Heyden, Mus. Senkenb.* ii. 296.

Oncodaphis, *Amyot, Ann. Soc. Ent. Fr. 2me Série*, v. 479.

Germany.

138. APHIS SALICTI.

Aphis Salicti, *Schrank, Faun. Boic.* ii. 103, 1177. *Kalt. Mon. Pfl.* i. 121, 93. *Ratz. Forst. Ins.* iii. 218, 17.

Germany.

139. APHIS CAMELLIÆ.

Aphis Camelliæ, *Kalt. Mon. Pfl.* i. 122, 94.

Distance between the first and second veins at the tips more than twice farther than at the base; third vein much farther from the second at the tip than at the base, as near to the second at the base as the second is to the first; first fork nearer to the third vein than the third vein is to the second; second fork extremely short or wanting; fourth vein slightly curved, almost straight towards the tip, nearer to the second fork than to the tip of the rib-vein; brand long, very dark brown.

a—c. Prussia. Presented by F. Walker, Esq.

140. APHIS PRUNICOLA.

Aphis Prunicola, *Kalt. Mon. Pfl.* i. 122, 95.

Aphis Cerasi, *Schrank, Faun. Boic.* ii. 115, 1218.

Germany.

141. APHIS TRAGOPOGONIS.

Aphis Tragopogonis, *Kalt. Mon. Pflanz.* i. 124, 96.

The viviparous wingless female. Black, shining, convex, increasing in breadth from the head to near the tip of the abdomen; segments very distinct: feelers much shorter than the body; first and second joints short and stout, with no notch on the inner side; fourth joint shorter than the third, longer than the fifth; sixth rather broad, shorter than the fifth; seventh very slender, as long as the third, which is mostly tawny: sides of the fore-chest white beneath: nectaries about one-twelfth of the length of the body: shanks yellow; thighs yellow towards the base.

The viviparous winged female. Dull dark red while a pupa, with dull pale green rudiments of wings: feelers nearly as long as the body when the wings are unfolded, rather thick, excepting the seventh joint: wings colourless; rib-veins yellow towards the base; brands grayish; veins black.

Distance between the first and second veins twice farther at the tips than at the base; third vein a little nearer to the second at the base than at the tip, much nearer to the second at the base than the second is to the first; first fork as far from the second fork as from the third vein, farther from the third vein than the third is from the second; second fork a little nearer to the fourth vein than to the first fork; fourth vein curved near the base, almost straight towards the tip, a little nearer to the second fork than to the tip of the rib-vein.

a—f. Prussia. Presented by F. Walker, Esq.

142. APHIS LIGUSTICI.

Aphis Ligustici, *Fabr. Sp. Ins.* ii. 389, 44. *Mant. Ins.* ii. 317, 49. *Ent. Syst.* iv. 219, 46. *Syst. Rhyn.* 301, 46. *Gmel. Ed. Syst. Nat.* i. 4, 2203, 40. *Stew. El. Nat. Hist.* ii. 110. *Kalt. Mon. Pflanz.* i. 140, 107.

Norway.

143. APHIS VITIS.

Aphis Vitis, *Scopoli*, *Ent. Carn.* 398. *Fabr. Sp. Ins.* ii. 390, 49.
Mant. Ins. ii. 317, 54. *Ent. Syst.* iv. 220, 54. *Syst. Rhyn.*
 302, 54. *Gmel. Ed. Syst. Nat.* i. 2207, 56. *Turt. Syst. Nat.*
 ii. 708. *Kalt. Mon. Pfl.* 141, 109.

South of Europe.

144. APHIS CNICI.

Aphis Cnici, *Schrank*, *Faun. Boic.* ii. 122, 1239. *Kalt. Mon. Pfl.*
 i. 142, 112.

Germany.

145. APHIS SANGUISORBÆ.

Aphis Sanguisorbæ, *Schrank*, *Faun. Boic.* ii. 106, 1187. *Kalt.*
Mon. Pfl. i. 143, 114.

Germany.

146. APHIS VERBASCI.

Aphis Verbasci, *Schrank*, *Faun. Boic.* ii. 107, 1192. *Fonscol. Ann.*
Soc. Ent. Fr. x. 181, 24. *Kalt. Mon. Pfl.* i. 143, 115.

Europe.

147. APHIS NAPELLI.

Aphis Napelli, *Schrank*, *Faun. Boic.* 118, 1226. *Kalt. Mon. Pfl.*
 i. 143, 117.

Germany.

148. APHIS TRUNCATA.

Aphis truncata, *Hausmann*, *Illig. Mag.* i. 443. *Kalt. Mon. Pfl.*
 i. 145, 119.

Germany.

149. APHIS LEUCANTHEMI.

Aphis Leucanthemi, *Scopoli, Ent. Carn.* 138, 404. *Gmel. Ed. Syst. Nat.* i. 4, 2210, 65. *Stew. El. Nat. Hist.* ii. 111.

a—d. England. (In Canada Balsam). Presented by F. Walker, Esq.

150. APHIS CICHORII.

Aphis Cichorii, *Dutrochet, Ann. Sci. Nat.* xxx. 204, 1833.

France.

151. APHIS DISCOLOR.

Aphis discolor, *Burm. Handb. Ent.* ii. 94, 1.

Germany.

152. APHIS ZEÆ.

Aphis Zeæ, *Bonafous, Ann. Soc. Ent. Fr.* iv. 1835, 658, pl. 20, B. f. 1, 2.

France.

153. APHIS MAYERI.

Aphis Mayeri, *Gmel. Ed. Syst. Nat.* i. 2211, 75.

Aphis, &c., *Mayer, Abb. Boehm. Ges.* iv. 1833.

Bohemia.

154. APHIS ———?

Aphis Salias, *Harris, Ins. Mass.* 190.

United States.

155. APHIS ———?

Aphis Populea, *Bouché, Ent. Zeit. Stett.* iv. 82.

Germany.

156. APHIS NERVOSA.

Aphis nervosa, *Zett. Ins. Lapp.* i. 2, 311, 8.

Lapland.

157. APHIS TENUINERVIS.

Aphis tenuinervis, *Zett. Ins. Lapp.* i. 2, 310, 9.
Lapland.

158. APHIS FUSCIPENNIS.

Aphis fuscipennis, *Zett. Ins. Lapp.* i. 2, 311, 11.
Lapland.

159. APHIS CYNOGLOSSI.

Aphis Cynoglossi, *Walk. Zool.* vi. 2217.

Distance between the first and second veins at the tips about twice that between them at the base; third much nearer to the second at the base than at the tip, as near to the second at the base as the second is to the first; first fork at the tip much nearer to the second fork than to the third vein, a little nearer to the third vein than the third is to the second; second fork as near to the fourth vein as to the first fork; fourth vein curved near the base, straight towards the tip, nearer to the second fork than to the tip of the rib-vein.

a. England. Presented by F. Walker, Esq.

160. APHIS SOCIA.

Aphis socia, *Walk. Zool.* vi. 2217.

Distance between the first and second veins at the tips about thrice that between them at the base; third a little farther from the second at the tip than at the base, a little farther from the second at the base than the second is from the first; first fork at the base very much nearer to the second fork than to the third vein, as near to the third vein as the third is to the second; second fork nearer to the first fork than to the tip of the fourth vein; fourth vein much curved, a little nearer to the second fork than to the tip of the rib-vein.

a. England. Presented by F. Walker, Esq.

161. APHIS PARTICEPS.

Aphis particeps, *Walk. Zool.* vi. 2217.

a—d. England. Presented by F. Walker, Esq.

162. APHIS SODALIS.

Aphis sodalis, *Walk. Zool.* vi. 2218.

a—d. England. Presented by F. Walker, Esq.

163. APHIS CONSORS.

Aphis consors, *Walk. Zool.* vi. 2218.

Distance between the first and second veins at the tips more than thrice that between them at the base; third very much farther from the second at the tip than at the base, a little farther from the second at the base than the second is from the first; first fork a little nearer to the second fork than to the third vein; hardly nearer to the third vein than the third is to the second; second fork nearer to the fourth vein than to the first fork; fourth vein much curved, nearer to the second fork than to the tip of the rib-vein.

a, b. England. Presented by F. Walker, Esq.

164. APHIS PULVERA.

Aphis pulvera, *Walk. Zool.* vi. 2218.

a—d. England. Presented by F. Walker, Esq.

165. APHIS AMICA.

Aphis amica, *Walk. Zool.* vi. 2218.

a—d. England. Presented by F. Walker, Esq.

166. APHIS COLLEGA.

Aphis collega, *Walk. Zool.* vi. 2218.

a, b. England. Presented by F. Walker, Esq.

167. APHIS COMMODA.

Aphis commoda, *Walk. Zool.* vi. 2219.

Distance between the first and second veins full thrice farther at the tips than at the base; third a little nearer to the second at the base than at the tip, much nearer to the second at the base than the second is to the first; first fork a little nearer to the second fork than to the third vein, nearer to the third vein than the third is to the second; second fork a little farther from the fourth vein than from the first fork; fourth vein curved, straight towards the tip, nearer to the second fork than to the tip of the rib-vein.

Var. First fork a little farther from the second fork than from the third vein; second fork a little nearer to the fourth vein than to the first fork.

a. England. Presented by F. Walker, Esq.

168. APHIS FREQUENS.

Aphis frequens, *Walk. Zool.* vi. 2219.

a—t. England. Presented by F. Walker, Esq.

169. APHIS LYCOPSIDIS.

Aphis Lycopsidis, *Walk. Zool.* vi. 2219.

a—d. England. Presented by F. Walker, Esq.

170. APHIS CONSUETA.

Aphis consueta, *Walk. Zool.* vi. 2219.

a, b. England. Presented by F. Walker, Esq.

171. APHIS ADJUTA.

Aphis adjuta, *Walk. Zool.* vi. 2220.

a. England. Presented by F. Walker, Esq.

172. APHIS CONJUNCTA.

Aphis conjuncta, *Walk. Zool.* vi. 2220.

a, b. England. Presented by F. Walker, Esq

173. APHIS BASALIS.

Aphis basalis, *Walk. Zool.* vi. 2220.

a. England. Presented by F. Walker, Esq.

174. APHIS FAMILIARIS.

Aphis familiaris, *Walk. Zool.* vi. 2220.

a. England. Presented by F. Walker, Esq.

175. APHIS ADJUVANS.

Aphis adjuvans, *Walk. Zool.* vi. 2220.

a—d. England. Presented by F. Walker, Esq.

176. APHIS ADSCITA.

Aphis adscita, *Walk. Zool.* vi. 2220.

Distance between the first and second veins thrice farther at the tips than at the base ; third a little farther from the second at the base than the second is from the first ; first fork nearer to the second fork than to the third vein, hardly nearer to the third vein than the third is to the second ; second fork a little nearer to the first fork than to the fourth vein ; fourth vein much curved, a little nearer to the second fork than to the tip of the rib-vein.

Var. Second fork a little nearer to the fourth vein than to the first fork.

Var. Second fork very short.

a—c. England. Presented by F. Walker, Esq.

177. APHIS SUFFRAGANS.

Aphis suffragans, *Walk. Zool.* vi. 2221.

Distance between the first and second veins full twice farther at the tips than at the base; third vein farther from the second at the tip than at the base, a little farther from the second at the base than the second is from the first; first fork nearer to the second fork than to the third vein, hardly nearer to the third vein than the third is to the second; second fork more or less nearer to the first fork than to the fourth vein; fourth vein much curved near the base, straight towards the tip, much nearer to the second fork than to the tip of the rib-vein.

a, b. England. Presented by F. Walker, Esq.

178. APHIS PERSOLA.

Aphis persola, *Walk. Zool.* vi. 2246.

a. England. Presented by F. Walker, Esq.

179. APHIS NIGRO-RUFA.

Aphis nigro-rufa, *Walk. Zool.* vi. 2247.

a. England. Presented by F. Walker, Esq.

180. APHIS SEJUNCTA.

Aphis sejuncta, *Walk. Zool.* vi. 2247.

a. England. Presented by F. Walker, Esq.

181. APHIS ASPERULÆ.

Aphis Asperulæ, *Walk. Zool.* vi. 2248.

Distance between the first and second veins about twice farther at the tips than at the base; third farther from the second at the tip than at the base, farther from the second at the base than the second is from the first; first fork nearer to the second than to the third vein, nearer to the third vein than the third is to the second;

second fork as far from the first fork as from the fourth vein; fourth vein slightly curved, almost straight towards the tip, a little farther from the tip of the rib-vein than from the second fork.

Var. Distance between the first and second veins much more than twice farther at the tips than at the base; third almost twice farther from the second than the second is from the first.

a, b. England. Presented by F. Walker, Esq.

182. APHIS GLECHOMÆ.

Aphis Glechomæ, *Walk. Zool.* vi. 2247.

England.

183. APHIS LIMONII.

Aphis Sonchi, Var. ? *Walk. Zool.* vi. 2248.

a. England. Presented by F. Walker, Esq.

184. APHIS VERONICÆ.

Aphis Veronicæ, *Walk. Zool.* vi. 2248.

Distance between the first and second veins at the tips nearly thrice farther than at the base; third a little farther from the second at the tip than at the base, nearly twice farther from the second at the base than the second is from the first; first fork at the tip as far from the second fork as from the third vein, nearer to the third vein than the third is to the second; second fork nearer to the fourth vein than the first fork; fourth vein slightly curved near the base, straight towards the tip, much nearer to the second fork than to the tip of the rib-vein.

a—f. England. (In Canada Balsam). Presented by F. Walker, Esq.

185. APHIS POLYGONI.

Aphis Polygoni, *Walk. Zool.* vi. 2249.

a—j. England. Presented by J. Hardy, Esq.

186. APHIS SIMILIS.

Aphis similis, *Walk. Zool.* vi. 2249.
England.

187. APHIS DEPOSITA.

Aphis ———? *Walk. Zool.* vi. 2250.

Distance between the first and second veins much more than twice farther at the tips than at the base; third farther from the second at the tip than at the base, as near to the second at the base as the second is to the first; first fork much nearer to the second fork than to the third vein, nearer to the third vein than the third is to the second; second fork nearer to the first fork than to the fourth vein; fourth vein much curved, straight near the tip, about as far from the tip of the rib-vein as from the second fork.

a, b. England. Presented by F. Walker, Esq.

188. APHIS DIVERSA.

Aphis diversa, *Walk. Zool.* vi. 2251.
England.

189. APHIS DISPAR.

Aphis dispar, *Walk. Zool.* vi. 2251.
England.

190. APHIS LATERALIS.

Aphis lateralis, *Walk. Zool.* vi. 2251.
England.

191. APHIS EXTRANEA.

Aphis extranea, *Walk. Zool.* vii. *App.* xxxi.
England.

192. APHIS CONTERMINA.

Aphis contermina, *Walk. Zool.* vii. *App.* xxxi.
England.

193. APHIS REDUNDANS.

Aphis redundans, *Walk. Zool. vii. App. xxxii.*
England.

194. APHIS CERTA.

Aphis certa, *Walk. Zool. vii. App. xxxii.*
England.

195. APHIS INSESSA.

Aphis insessa, *Walk. Zool. vii. App. xxxii.*
England.

196. APHIS CADIVA.

Aphis cadiva, *Walk. Zool. vii. App. xxxii.*
England,

197. APHIS AUCTA.

Aphis aucta, *Walk. Zool. vii. App. xxxiii.*
England.

198. APHIS ADDITA.

Aphis addita, *Walk. Zool. vii. App. xxxiii.*
England.

199. APHIS ADDUCTA.

Aphis adducta, *Walk. Zool. vii. App. xxxiv.*
England.

200. APHIS DISSITA.

Aphis dissita, *Walk. Zool. vii. App. xxxiv.*

Distance between the first and second veins about thrice farther at the tips than at the base; third vein a little farther from the second at the tip than at the base, much farther at the base from the second than the second is from the first; first fork nearer to the second fork than to the third vein, hardly nearer to the third vein than the third is to the second; second fork much nearer to the fourth vein than to the first fork; fourth vein much curved near the base, almost straight towards the tip, twice farther from the tip of the rib-vein than from the second fork.

Var. Third vein with a fork near its tip.

Var. Third vein not farther from the second at the tip than at the base, twice farther at the base from the second than the second is from the first.

a, b. England. Presented by F. Walker, Esq.

201. APHIS TRIBULIS.

Aphis tribulis, *Walk. Zool. vii. App. xxxiv.*

England.

202. APHIS TRANSLATA.

Aphis translata, *Walk. Zool. vii. App. xxxv.*

England.

203. APHIS INDUCTA.

Aphis inducta, *Walk. Zool. vii. App. xxxv.*

England.

204. APHIS INCUMBENS.

Aphis incumbens, *Walk. Zool. vii. App. xxxv.*

a. England. Presented by F. Walker, Esq.

205. APHIS IMPACTA.

Aphis impacta, *Walk. Zool. vii. App. xxxv., xlvii.*

England.

206. APHIS CONVIVA.

Aphis conviva, *Walk. Zool. vii. App. xxxvi.*
England.

207. APHIS NOCIVA.

Aphis nociva, *Walk. Zool. vii. App. xxxvi.*

Distance between the first and second veins full twice farther at the tips than at the base; third as near to the second at the tip as at the base, farther from the second at the base than the second is from the first; first fork nearer to the second fork than to the third vein, hardly nearer to the third vein than the third is to the second; second fork as near to the fourth vein as to the first fork; fourth vein much curved near the base, almost straight towards the tip, a little farther from the tip of the rib-vein than from the second fork.

a, b. England. Presented by F. Walker, Esq.

208. APHIS CONSONA.

Aphis consona, *Walk. Zool. vii. App. xxxvi.*
England.

209. APHIS BELLULA.

Aphis bellula, *Walk. Zool. vii. App. xxxvi.*
England.

210. APHIS TRANSMUTATA.

Aphis transmutedata, *Walk. Zool. vii. App. xxxvii.*

Distance between the first and second veins more than twice farther at the tips than at the base; third vein farther from the second at the tip than at the base, as near to the second at the base as the second is to the first; first fork generally nearer to the second fork than to the third vein, nearer to the third vein than the third is to the second; second fork a little nearer to the fourth vein than to the first fork; fourth vein curved, straight near the tip, a little nearer to the second fork than to the tip of the rib-vein.

a—e. England. Presented by F. Walker, Esq.

211. APHIS CONVECTA.

Aphis convecta, *Walk. Zool. vii. App. xxxvii.*
England.

212. APHIS PERSORBENS.

Aphis persorbens, *Walk. Zool. vii. App. xxxvii.*
England.

213. APHIS INTERNATA.

Aphis internata, *Walk. Zool. vii. App. xxxvii.*
England.

214. APHIS TRANSPOSITA.

Aphis transposita, *Walk. Zool. vi. App. xxxvii.*
England.

215. APHIS DETRACTA.

Aphis detracta, *Walk. Zool. vii. App. xxxviii.*
England.

216. APHIS EGRESSA.

Aphis egressa, *Walk. Zool. vii. App. xxxviii.*
England.

217. APHIS DEVECTA.

Aphis devecta, *Walk. Zool. vii. App. xxxviii.*
England.

218. APHIS INSERTA.

Aphis inserta, *Walk. Zool. vii. App. xxxix.*
England.

219. APHIS NUTRICATA.

Aphis nutricata, *Walk. Zool. vii. App. xxxix.*
England.

220. APHIS MACTATA.

Aphis mactata, *Walk. Zool. vii. App. xxxix.*
England.

221. APHIS INSITA.

Aphis insita, *Walk. Zool. vii. App. xxxix.*
England.

222. APHIS ASSIDUA.

Aphis assidua, *Walk. Zool. vii. App. xl.*
England.

223. APHIS INCULTA.

Aphis inculta, *Walk. Zool. vii. App. xliii.*
England.

224. APHIS ROBUSTA.

Aphis robusta, *Walk. Zool. vii. App. xliii.*
England.

225. APHIS ALTERNA.

Aphis alterna, *Walk. Zool. vii. App. xliii.*
England.

226. APHIS SECUNDA.

Aphis secunda, *Walk. Zool. vii. App. xliv.*
England.

227. APHIS TRANSIENS.

Aphis transiens, *Walk. Zool. vii. App. xlv.*
England.

228. APHIS ILLATA.

Aphis illata, *Walk. Zool. vii. App. xliii.*
England.

229. APHIS RELATA.

Aphis relata, *Walk. Zool. vii. App. xlv.*
England.

230. APHIS TERTIA.

Aphis tertia, *Walk. Zool. vii. App. xlv.*
England.

231. APHIS INDECISA.

Aphis indecisa, *Walk. Zool. vii. App. xlv.*
England.

232. APHIS INCERTA.

Aphis incerta, *Walk. Zool. vii. App. xlv.*
England.

233. APHIS INULÆ.

Aphis Inulæ, *Walk. Zool. vii. App. xlv.*

The viviparous winged female. Wings colourless; veins pale; brands dusky towards the tips; distance between the first and second veins at the tips about twice that at the base; third a little nearer to the second at the base than at the tip, a little farther from the second at the base than the second is from the first; first fork as near to the third vein as to the second fork, much nearer to the

third vein than the third is to the second ; second fork as near to the fourth vein as to the first fork ; fourth vein much curved, very little nearer to the tip of the rib-vein than to the second fork.

Var. First fork much nearer to the third vein than to the second fork ; second fork nearer to the fourth vein than to the first fork.

England.

234. APHIS CONSPERSA.

Aphis conspersa, *Walk. Zool. vii. App. xlvi.*

England.

235. APHIS CONFUSA.

Aphis confusa, *Walk. Zool. vii. App. xlvi.*

England.

236. APHIS INDISTINCTA.

Aphis indistincta, *Walk. Zool. vii. App. xlvi.*

England.

237. APHIS ADJECTA.

Aphis adjecta, *Walk. Zool. vii. App. xlvi.*

a. England. Presented by F. Walker, Esq.

238. APHIS VACILLANS.

Aphis vacillans, *Walk. Zool. vii. App. xlvi.*

England.

239. APHIS RUFULA.

Aphis rufula, *Walk. Zool. vii. App. xlvi.*

a—c. England. Presented by F. Walker, Esq.

240. APHIS PICTA.

Aphis picta, *Walk. Zool. vii. App. xlvii.*

a—d. England. Presented by J. Hardy, Esq.

241. APHIS IMPACTA.

Aphis impacta, *Walk. Zool. vii. App. xlvi.*

Distance between the first and second veins at the base more than twice that between them at the tips; third farther from the second at the tip than at the base, farther from the second at the base than the second is from the first; first fork a little nearer to the second than to the third vein, nearer to the third vein than the third is to the second; second fork generally as near to the fourth vein as to the first fork; fourth vein much curved near the base, almost straight towards the tip, much nearer to the second fork than to the tip of the rib-vein.

a—c. England. Presented by J. Hardy, Esq.

242. APHIS EXUL.

Aphis exul, *Walk. Zool. vii. App. xlvi.*

Distance between the first and second veins at the tips much more than twice farther than at the base; third much farther from the second at the tip than at the base, as near to the second at the base as the second is to the first; first fork much nearer to the second fork than to the third vein, very little nearer to the third vein than the third is to the second; second fork a little nearer to the first fork than to the fourth vein; fourth vein more or less curved, much nearer to the second fork than to the tip of the rib-vein.

a—f. England. Presented by F. Walker, Esq.

243. APHIS ADVENA.

Aphis advena, *Walk. Zool. vii. App. xlvi.*

England.

244. APHIS QUÆRENS.

Aphis quærens, *Walk. Zool. vii. App. xlvi.*

Distance between the first and second veins at the tips about twice that between them at the base; third a little farther from the second at the tip than at the base, much farther from the second at the base than the second is from the first; first fork nearer to the third vein than to the second fork, much nearer to the third vein than the third is to the second; second fork nearer to the fourth vein than to the first fork; fourth vein much curved near the base, almost straight towards the tip, a little nearer to the second fork than to the tip of the rib-vein.

a. England. Presented by F. Walker, Esq.

245. APHIS ASSUETA.

Aphis assueta, *Walk. Zool. vii. App. xlix.*

England.

246. APHIS BARTSIÆ.

Aphis Bartsiæ, *Walk. Zool. vii. App. xlix.*

a—j. England. Presented by F. Walker, Esq.

247. APHIS TENUIOR.

Aphis tenuior, *Walk. Zool. vii. App. xlix.*

England.

248. APHIS GNAPHALII.

Aphis Gnaphalii, *Walk. Zool. vii. App. l.*

a. England. Presented by F. Walker, Esq.

249. APHIS ATOMARIA.

Aphis atomaria, *Walk. Zool. vii. App. l.*

a. England. Presented by F. Walker, Esq.

250. APHIS DERELICTA.

Aphis derelicta, *Walk. Zool. vii. App. l.*

Distance between the first and second veins more than twice farther at the tips than at the base ; third vein a little nearer to the second at the base than at the tip, nearer to the second at the base than the second is to the first ; first fork much nearer to the second fork than to the third vein, not nearer to the third vein than the third is to the second ; second fork sometimes nearer to the fourth vein than to the first fork ; fourth vein curved near the base, almost straight towards the tip, much nearer to the second fork than to the tip of the rib-vein.

a—e. England. Presented by F. Walker, Esq.

251. APHIS EUPHRASIÆ.

Aphis Euphrasiæ, *Zool. vii. App. li.*

a. England. Presented by F. Walker, Esq.

252. APHIS TINCTA.

Aphis tincta, *Walk. Zool. vii. App. li.*

England.

253. APHIS PRÆTERITA.

Aphis præterita, *Walk. Zool. vii. App. lii.*

England.

254. APHIS POLLINOSA.

Aphis pollinosa, *Walk. Zool. vii. App. lii.*

England.

255. APHIS DESPECTA.

Aphis despecta, *Walk. Zool. vii. App. liii.*

England.

256. APHIS EPILOBIINA.

Aphis Epilobiina, *Walk. Zool. vii. App. liii.*

Distance between the first and second veins more than twice farther at the tips than at the base; third a little farther from the second at the tip than at the base, farther from the second at the base than the second is from the first; first fork nearer to the second fork than to the third vein, nearer to the third vein than the third is to the second; second fork a little nearer to the first than to the fourth vein; fourth vein curved, a little nearer to the second fork than to the tip of the rib-vein.

Var. ? Black: abdomen green, with a row of black dots on each side: feelers fully as long as the body: mouth pale yellow, with a black tip: nectaries pale green, about one-sixth of the length of the body: legs pale yellow, moderately long; feet, knees, and thighs from the middle to the tips black: wings colourless, much longer than the body; wing-ribs and rib-veins pale yellow; wing-brands pale brown; the other veins brown.

a—z. England. (In Canada Balsam). From Mr. Walker's collection.

257. APHIS CONSUMPTA.

Aphis consumpta, *Walk. Zool. vii. App. liv.*
England.

258. APHIS PILOSA.

Aphis pilosa, *Walk. Zool. vii. App. liv.*
England.

259. APHIS FLAVEOLA.

Aphis flaveola, *Walk. Zool. vii. App. lv.*
England.

260. APHIS CHRYSANTHEMI.

Aphis Chrysanthemii, *Walk. Zool. vii. App. lvi.*

Distance between the first and second veins about twice farther at the tips than at the base; third farther from the second at the tip than at the base, not farther from the second at the base than the second is from the first; first fork nearer to the second fork at the tip than to the third vein, hardly nearer to the third vein than the third is to the second; second fork a little nearer to the fourth vein than to the first fork; fourth vein curved, almost straight towards the tip, much nearer to the second fork than to the tip of the rib-vein.

a, b. England. Presented by F. Walker, Esq.

261. APHIS INTRODUCTA.

Aphis introducta, *Walk. Zool. vii. App. lvii.*

England.

262. APHIS APPOSITA.

Aphis apposita, *Walk. Zool. viii. App. ciii.*

England.

263. APHIS LATA.

Aphis lata, *Walk. Zool. viii. App. ciii.*

England.

264. APHIS DIMINUTA.

Aphis diminuta, *Walk. Zool. viii. App. ciii.*

England.

265. APHIS CERASICOLENS.

Aphis cerasicolens, *Fitch, The Senate, No. 30, 65.*

New York.

266. APHIS ASCLEPIADIS.

Aphis Asclepiadis, *Fitch, The Senate, No. 30, 65,*

New York.

267. APHIS CORNIFOLLÆ.

Aphis cornifoliæ, *Fitch, The Senate*, No. 30, 65.
New York.

268. APHIS CRATÆGIFOLLÆ.

Aphis cratægifoliæ, *Fitch, The Senate*, No. 30, 66.
New York.

269. APHIS BETULÆCOLENS.

Aphis betulæcolens, *Fitch, The Senate*, No. 30, 66.
New York.

270. APHIS SAMBUCIFOLLÆ.

Aphis sambucifoliæ, *Fitch, The Senate*, No. 30, 66.
New York.

271. APHIS PINICOLENS.

Aphis pinicolens, *Fitch, The Senate*, No. 30, 66.
New York.

272. APHIS POPULIFOLLÆ.

Aphis populifoliæ, *Fitch, The Senate*, No. 30, 66.
New York.

273. APHIS RUDBECKIÆ.

Aphis Rudbeckiæ, *Fitch, The Senate*, No. 30, 66.
New York.

274. APHIS ———?

Lachnus Abietis, *Fitch, The Senate*, No. 30, 67.
New York.

275. APHIS QUERCIFOLIÆ.

Lachnus Quercifoliæ, *Fitch, The Senate*, No. 30, 67.
New York.

276. APHIS SALICELLIS.

Aphis salicellis, *Fitch, The Senate*, No. 30, 67.
New York.

277. APHIS ALNIFOLIÆ.

Lachnus Alnifoliæ, *Fitch, The Senate*, No. 30, 67.
New York.

278. APHIS FARINOSA.

Aphis farinosa, *Deg. Ins.* iii. 76, 11, pl. 3, f. 31, pl. 4, f. 10—13.
Gmel. Ed. Syst. Nat. i. 4, 2210, 73.
Sweden.

279. APHIS FUSCULA.

Aphis fuscula, *Zett. Ins. Lapp.* i. 2, 311, 10.
Lapland.

280. APHIS PILOSA.

Apis pilosa, *Zett. Ins. Lapp.* i. 311, 3.
Lapland.

281. APHIS RUFIPES.

Aphis rufipes, *Hartig, Germ. Ent. Zeit.* iii. 369, 1.
Germany.

282. APHIS CYTISORUM.

Aphis cytisorum, *Hartig, Germ. Ent. Zeit.* 370, 14.
Germany.

283. APHIS CALLIPTERA.

Aphis callipterus, *Hartig, Germ. Ent. Zeit.* iii. 369.
Germany.

284. APHIS PALLIPES.

Aphis pallipes, *Hartig, Germ. Ent. Zeit.* iii. 369, 6.
Germany.

285. APHIS ——— ?

Aphis Vitellinæ, *Hartig, Germ. Ent. Zeit.* iii. 369, 3.
Germany.

286. APHIS VIMINALIS.

Aphis viminalis, *Hartig, Germ. Ent. Zeit.* iii. 369, 2.
Germany.

287. APHIS PILICORNIS.

Aphis pilicornis, *Hartig, Jahrb.* iii. 369.
Germany.

288. APHIS TULIPÆ.

Aphis Tulipæ, *Fonscol. Ann. Soc. Ent. Fr.* x. 167, 7.
France.

289. APHIS TUBEROSÆ.

Aphis Tuberosæ, *Fonscol. Ann. Soc. Ent. Fr.* x. 180, 22.
France.

290. APHIS AURANTII.

Aphis Aurantii, *Fonscol. Ann. Soc. Ent. Fr.* x. 178, 18.
France.

291. APHIS ? LAPIDARIA.

Chermes lapidarius, *Fabr. Syst. Rhyn.* 306, 19.
Lachnus lapidarius, *Burm. Handb. Ent.* ii. 1, 92, 1.
Austria.

292. APHIS GLANDULOSA.

Aphis glandulosa, *Kalt. Ent. Zeit.* vii. 170.
Prussia.

293. APHIS CERASTII.

Aphis Cerastii, *Kalt. Ent. Zeit. Stett.* vii. 171.

Distance between the first and second veins at the tips full twice that between them at the base; third vein as far from the second at the tip as at the base, as near to the second at the base as the second is to the first; first fork a little nearer to the third vein than to the second fork, as near to the third vein as the third is to the second; second fork a little nearer to the fourth vein than to the first fork; fourth vein short, slightly curved, much nearer to the tip of the rib-vein than to the second fork.

a—d. Prussia. Presented by F. Walker, Esq.

294. APHIS SETOSA.

Aphis setosa, *Kalt. Ent. Zeit. Stett.* vii. 172.

Abdomen beset with spines. This species is perhaps one of the group which is represented by *A. Juglandis*, &c.

a—d. Prussia. Presented by F. Walker, Esq.

295. APHIS VALIDA.

Nigra, robusta, hirta; antennæ ferrugineæ, pilosæ, apice nigræ; scutellum ferrugineum; pedes ferruginei, pilosi, tibiis apice tarsisque nigris; alæ subcinereæ, venis fusco marginatis.

Black, stout, hairy: feelers ferruginous, hairy, rather thick, a little shorter than the body; fourth joint hardly half the length of the third; fifth, sixth, and seventh black; fifth as long as the fourth; sixth a little more than half the length of the fifth; seventh as long as the sixth, but much more slender: scutcheon ferruginous: nectaries spindle-shaped, about one-sixth of the length of the body: legs stout, ferruginous, hairy; feet and tips of the shanks black: wings slightly gray; veins stout, black, clouded with brown; rib-vein brown, forming a very obtuse angle beneath the rib-vein, which is pale brown; distance between the first and second veins at the base about half that between them at the tips; third hardly nearer to the second at the tip than at the base, farther from the second at the base than the second is from the first; third vein and its forks slightly curved towards the fourth vein; first fork at the tip a little nearer to the second fork than to the third vein, a little farther from the third vein than the third is from the second; second fork very little nearer to the fourth vein than to the first fork; fourth vein curved near the base, straight towards the tip, nearer to the second fork than to the tip of the rib-vein. Length of the the body 2 lines; of the wings 4 lines.

England.

296. APHIS SUBTERRANEA.

Viridis vel rufa; antennis apice thoracis disco femoribus tibiisque apice tarsisque obscuris; alis limpidis.

A. *Ranunculi*, Var.?

Dull green or pale red, stout, convex, somewhat oval: front almost straight: feelers stout, hardly half the length of the body;

3 X 3

fourth joint about half the length of the third; fifth a little shorter than the fourth; sixth shorter than the fifth; seventh slender, almost as long as the fourth, fifth, and sixth: nectaries about one-twentieth of the length of the body: legs short.

The viviparous winged female. More slender than the wingless insect, almost elliptical: feelers more than half the length of the body: disk of the chest dark: nectaries about one-fifteenth of the length of the body: legs moderately long; feet and tips of the thighs and of the shanks brownish: wings colourless; distance between the first and second veins more than twice farther at the tips than at the base; third a little nearer to the second at the base than at the tip, a little nearer to the second at the base than the second is to the first; first fork a little nearer to the second fork than to the third vein, a little nearer to the third vein than the third is to the second; second fork as near to the fourth vein as to the first fork; fourth curved near the base, almost straight towards the tip, very much nearer to the second fork than to the tip of the rib-vein. In July, on the roots of the parsnip, occasionally at the depth of one foot beneath the surface, whereto it crawls when the wings are about to be developed. Length of the body 1 line; of the wings $2\frac{3}{4}$ lines.

a—r. England. (In Canada Balsam). From Mr. Walker's collection.

297. APHIS TERRICOLA.

Aphis terricola, Rondani, Nuovi Annali delle Scienze Naturali di Bologna, Novembre, 1847.

Italy.

298. APHIS INSITA.

Viridi-rufa, ovata aut elliptica, convexa, disco nigra; pedes graciles, femoribus tibiisque apice tarsisque nigris; alis limpidis.

The viviparous wingless female. Oval, plump, shining, dull greenish red, with a black disk: front hardly convex: feelers much shorter than the body; fourth joint more than half the length of the third; fifth much shorter than the fourth; sixth shorter than the fifth; seventh a little longer than the fifth and the sixth: nectaries about one-eighth of the length of the body: legs of moderate length.

The viviparous winged female. Almost elliptical: feelers as long as the body: nectaries almost one-sixth of the length of the body: legs rather long; feet and tips of thighs and of shanks blackish: wings colourless; rib-veins and brands pale; distance between the first and second veins very much farther at the tips than at the base; third vein a little nearer to the second at the base than at the tip, as near to the second at the base as the second is to the first; first fork generally as near to the third vein as to the second fork, generally as near to the third vein as the third is to the second; second fork a little nearer to the fourth vein than to the first fork; fourth vein more or less curved, generally nearer to the second fork than to the tip of the rib-vein. In May, on Cineraria. Length of the body $\frac{2}{3}$ line; of the wings 2 lines.

a—e. England. (In Canada Balsam). Presented by F. Walker, Esq.

299. APHIS ABROTANI.

Pallida; thoracis discus niger; alæ limpidae.

Pale; disk of the chest dark: feelers, nectaries, and legs of moderate length: wings colourless; distance between the first and second veins at the base half of that between them at the tips; third much nearer to the second at the base than at the tip, as near to the second at the base as the second is to the first; first fork hardly nearer to the second fork than to the third vein, very much nearer to the third vein than the third is to the second; second fork as near to the fourth vein as to the first fork; fourth vein curved near the base, almost straight towards the tip, farther from the tip of the rib-vein than from the second fork.

England.

300. APHIS ABIETARIA

Nigra, obscura, convexa, subovata, albo pollinosa; antennæ corporis dimidio vix longiores; cornicula brevia; pedes sat breves.

The viviparous wingless female. Nearly oval, very convex, dull coal-black, with a slight white tinge, rather larger than *A. Abietina*: feelers rather more than half the length of the body: legs are rather short: nectaries about one-twelfth of the length of the body.

a. England. Presented by F. Walker, Esq.

301. APHIS EGENS.

Pallida et aptera vel nigra et alata; hujus thoracis segmentorum margines flavo-virides; abdomen flavo-viride, lateribus nigro maculatum, corniculis brevissimis; antennæ corpore non longiores; pedes fœm. alatae nigri, femoribus anticis tibiisque flavis.

The viviparous wingless female. Bright lemon-colour, inclining to white beneath, oval, convex, very small, rather short: feelers black, as long as the body, yellow at the base: mouth pale yellow, with a black tip, nearly reaching the hind hips: nectaries yellow, with black tips, hardly one-twelfth of the length of the body: legs pale yellow; knees, feet, and tips of shanks black.

Var. β . Yellowish white.

Var. γ . Saffron-colour.

The viviparous winged female. Black: feelers shorter than the body: mouth dull yellow, with a black tip: fore border and hind border of fore-chest and fore-breast dull greenish yellow: abdomen dark yellowish green, with a row of black spots on each side: nectaries black, about one-twelfth of the length of the body: fore-thighs and shanks except their tips dull yellow: wing-ribs pale yellow; rib-veins yellow; brands pale brown; branch-veins brown.

England.

302. APHIS HIPPOPHAES.

Flava, fusiformis; thoracis discus in alatis fuscus; antennæ corpore breviores; cornicula mediocria; alæ limpidae.

The viviparous wingless female. Pale yellow, spindle-shaped, sometimes tinged with red: a few green dots on the back, and a row of transverse green spots along each side of the body: front bristly: feelers shorter than the body; first joint angular on the inner side of its tip; fourth joint much shorter than the third; fifth shorter than the fourth; sixth much shorter than the fifth; seventh a little longer than the sixth: nectaries from one-fifth to one-sixth of the length of the body.

The viviparous winged female. Disk of the chest brownish: wings colourless; distance between the first and second veins about twice farther at the tips than at the base; third very much farther

from the second at the tip than at the base, very much nearer to the second at the base than the second is to the first; first fork a little nearer to the second fork than to the third vein, nearer to the third vein than the third is to the second; second fork a little nearer to the first fork than to the fourth vein; fourth vein curved near the base, straight towards the tip, nearer to the tip of the rib-vein than to the second fork. Length of the body $\frac{3}{4}$ line; of the wings 2 lines.

England.

303. APHIS MELISSÆ.

Pallida, minuta, elliptica; antennæ corpore multo longiores; cornicula longissima.

The viviparous wingless female. Elliptical, pale yellow, very small: front narrow, with a conical protuberance on each side: feelers very much longer than the body; fourth joint about half the length of the third; fifth as long as the fourth; sixth much shorter than the fifth; seventh as long as the third: nectaries about one-third of the length of the body: legs long. Length of the body $\frac{1}{2}$ line.

England.

304. APHIS CISTI.

Flavescens, minuta, brevis, lata, fere elliptica; antennæ corpore breviores; cornicula brevia.

The viviparous wingless female. Yellowish, convex, small, short, brown, almost elliptical: front slightly convex: feelers much shorter than the body; joints from the third to the sixth successively decreasing in length; seventh more than twice the length of the sixth: nectaries about one-eighth of the length of the body: legs rather short.

The viviparous winged female. Feelers a little shorter than the body: wings colourless; distance between the first and second veins more than twice farther at the tip than at the base; third more than twice farther from the second at the tip than at the base; very little farther at the base from the second than the second is from the first; first fork nearer to the second than to the third vein; second fork often wanting; fourth vein slightly curved, farther from the tip of

the rib-vein than from the second fork. Length of the body $\frac{1}{2}$ line; of the wings $1\frac{1}{2}$ line.

Scotland.

305. APHIS POÆ.

Aphis Poæ, Hardy, *North British Agriculturist*, ii. 788. (Dec. 12th, 1850).

Scotland.

306. APHIS STELLARIÆ.

Aphis Stellariæ, Hardy, *North British Agriculturist*, ii. 788.

Aphis Holci, Hardy, *North British Agriculturist*, ii. 531.

Scotland.

307. APHIS ERICÆ.

Aphis Ericæ, Hardy, MSS.

Viridis, minuta, nitens, convexa, subgranulosa; vertex bifoveolata; antennæ corpore longiores; abdomen substylatum, corniculis ellipticis.

“Grass-green, small, shining, flask-shaped, convex above, very slightly granulose: two minute foveæ on the crown, and a very minute notch in front: legs testaceous: mouth with a black tip: feelers springing from slight tubercles, setaceous, dusky, longer than the body; first and second joints greenish; third long; fifth shorter than the fourth; sixth very short; seventh long and slender: sides margined, somewhat dusky: a style at the tip of the abdomen: nectaries elliptical: legs of moderate length, slightly pubescent, dusky greenish; shanks, excepting a band near each tip and tips of the thighs, darker; claws black. Length of the body about $\frac{3}{4}$ line.” Hardy, MSS.

Scotland.

308. APHIS HUMILIS.

Flava, gracilis, fusiformis; frons trituberculata; antennæ corporis dimidio vix longiores; cornicula brevissima; pedes sat breves.

The viviparous wingless female. Pale yellow, long, slender, spindle-shaped, rather flat: three tubercles on the front: feelers

very slender, about half the length of the body ; fourth joint about half the length of the third ; fifth as long as the fourth ; sixth a little shorter than the fifth ; seventh more than twice the length of the sixth : abdomen with a short style at the tip : nectaries less than one-twelfth of the length of the body : legs rather short. Length of the body 1 line.

a. England. (In Canada Balsam). Presented by F. Walker, Esq.

309. APHIS BETULINA.

Fuscescens ; antennæ corpore breviores ; cornicula pallida, medio-cria ; pedes pallidi, tibiis apice tarsisque nigricantibus ; alæ limpidae.

The viviparous winged female. Small, brownish : feelers pale towards the base, rather stout, shorter than the body ; fourth joint much shorter than the third ; fifth as long as the fourth ; sixth a little shorter than the fifth ; seventh about twice the length of the sixth : nectaries pale, about one-sixth of the length of the body : legs pale ; feet and tips of the shanks blackish : wings colourless ; distance between the first and second veins more than twice farther at the tips than at the base ; third very much nearer to the second at the base than at the tip, as near to the second at the base as the second is to the first ; first fork a little nearer to the third vein than to the second fork, very much nearer to the third vein than the third is to the second ; second fork a little nearer to the fourth vein than to the first fork ; fourth vein slightly curved, much farther from the tip of the rib-vein than from the second fork. Length of the body $\frac{1}{2}$ line ; of the wings $1\frac{1}{2}$ line.

England.

310. APHIS SUPERABILIS.

Obscurè flavescens, convexa, sat lata, subelliptica ; antennæ corpore plus minusve breviores ; thoracis discus in alatis niger ; pedes pallidi, femoribus tibiisque apice tarsisque fuscis ; alæ limpidae.

The viviparous wingless female. Dingy yellow, convex, rather broad, almost elliptical : front slightly convex : feelers about half the length of the body ; fourth joint much shorter than the third ;

fifth shorter than the fourth ; sixth shorter than the fourth ; seventh about twice the length of the sixth : nectaries a little more than one-twentieth of the length of the body : legs of moderate length.

The viviparous winged female. Feelers almost as long as the body ; seventh joint about thrice the length of the sixth : disk of the chest black : legs pale ; feet and tips of the thighs and of the shanks brownish : wings colourless ; distance between the first and second veins almost twice farther at the tips than at the base ; third much nearer to the second at the base than at the tip, as near to the second as the second is to the first ; first fork nearer to the third vein than to the second fork, much nearer to the third vein than the third is to the second ; second fork generally a little nearer to the fourth vein than to the first fork ; fourth vein much curved, a little farther from the tip of the rib-vein than from the second fork.

a—c. England. (In Canada Balsam). From Mr. Walker's collection.

311. APHIS GRACILIS.

Nigricans, gracilis, subtus pollinosa ; antennæ corpore vix breviores ; abdomen viride, corniculis brevissimis ; pedes pallidi, femoribus tibiisque apice tarsisque nigris ; alæ albæ.

Blackish, slender, covered beneath with white powder : feelers slender, nearly as long as the body ; fourth joint very much shorter than the third ; fifth shorter than the fourth ; sixth subclavate, much shorter than the fifth ; seventh longer than the fifth : abdomen green ; nectaries very short : legs pale, long, slender ; feet and tips of the thighs and of the shanks black : wings white ; brands pale, rather long ; veins black towards the tips ; distance between the first and second veins at the tips about thrice that between them at the base ; third much farther from the second at the tip than it is at the base, a little farther from the second at the base than the second is from the first ; first fork at the tip nearer to the third vein than to the second fork, much nearer to the third vein than the third is to the second ; second fork nearer to the fourth vein than to the first fork ; fourth vein curved, especially near the base, nearer to the second fork than to the tip of the rib-vein. From the willow, in October. Length of the body $1\frac{1}{2}$ line ; of the wings $3\frac{1}{2}$ lines.

Var. First fork wanting towards the tip.

a. England. Presented by F. Walker, Esq.

312. APHIS VERATRI.

Nigra, ovata, convexa, obscura, cinereo pollinosa; antennæ corporis dimidio vix breviores; cornicula corporis decima longitudine; pedes albi, femoribus tibiisque apice tarsisque nigris.

The viviparous wingless female. Black, oval, convex, small, not shining, with a slight gray bloom: feelers nearly half the length of the body: nectaries about one-tenth of the length of the body: legs white; feet and tips of thighs and of shanks black. A. Rumi-cis, Var? From Veratrum album. Length of the body $\frac{3}{4}$ line.

Switzerland.

313. APHIS TRIPHAGA.

Nigra, fusiformis, viridis, aut nigro-viridis, albo pollinosa; antennæ basi flavæ, corporis dimidio vix breviores; cornicula alba, apice nigra, corporis decima non longiores; pedes flavi, tibiis apice genubus tarsisque nigris.

The viviparous wingless female. Small, spindle-shaped, very variable in colour, being either black, dark olive-green, or dull red, always covered with white bloom: feelers black, pale yellow towards the base, hardly half the length of the body: mouth pale yellow, with a black tip: nectaries white, hardly one-tenth of the length of the body; tips black: legs pale yellow, moderately long; knees, feet, and tips of shanks black. On Epilobium.

England.

314. APHIS INHÆRENS.

Pallide flava, subovata, depressa, setosa; antennæ gracillimæ, corporis dimidio paullo breviores; cornicula brevissima; pedes breves.

The viviparous wingless female. Pale yellow, flat, bristly, increasing in breadth from the head till near the tip of the abdomen: mouth nearly reaching the middle hips: feelers very slender, rather less than half the length of the body; fourth joint much shorter than the third; fifth a little shorter than the fourth; sixth as long

as the fifth; seventh a little longer than the sixth: front convex in the middle with a slight tubercle on each side: eyes dark piceous, prominent: legs slender, rather short; fore-legs but little shorter than the hind legs; shanks straight: nectaries less than one-twentieth of the length of the body. On the Birch. Length $\frac{3}{4}$ line.

England.

315. APHIS IMPINGENS.

Flava, depressa, subovata; antennæ corporis quadrante breviores; cornicula nulla; pedes breves, validi.

The viviparous wingless female. Body yellow, rather flat, increasing in breadth from the head till near the tip of the abdomen: head forming a half circle, rounded in front: eyes piceous, on the top of the head, not on the sides as is usual: feelers not one-fourth of the length of the body; first and second joints short; fourth much shorter than the third; fifth and sixth of moderate length; seventh very short: mouth not reaching much beyond the fore-hips; fore-chest moderately large; sides convex; nectaries not rising above the surface of the abdomen: legs short, rather stout; fore-legs seated some way in advance of the fore hinder legs: abdomen rounded behind. On the Birch. Length of the body $\frac{3}{4}$ line.

England.

316. APHIS DIPHAGA.

Aptera. Parva, ovata, convexa, obscuré flava, viridi varia; antennæ flavæ, apice nigræ, corpore paulò longiores; cornicula viridia, corporis quadrante vix breviores; pedes longi, flavi, tibiis apice tarsisque nigris.

Alata. Nigra vel nigro-fusca, nitens, linearis, pedes flavi; femoribus tibiisque apice tarsisque nigris; alæ limpida.

The viviparous wingless female. Small, oval, convex, smooth, not shining, pale yellow, and mottled with green: feelers pale yellow with black tips, a little longer than the body: mouth pale yellow with a black tip: nectaries dark green, about one-fourth of the length of the body: legs long, pale yellow; feet and tips of the shanks black.

The viviparous winged female. Linear, shining, black or very dark brown: feelers and nectaries black: legs pale yellow: feet, tips of thighs and shanks black: wings nearly twice the length of the body; wing-ribs and rib-veins pale yellow; brand and veins very pale brown. On *Epilobium*.

England.

317. APHIS SALVIÆ.

Nigra, sat gracilis; antennæ validæ, corpore paulò breviores; cornicula corporis quinta parte vix breviores; tibiæ pallidæ subpilosæ; alæ hyalinæ.

The viviparous winged female. Black, rather slender: feelers rather stout, a little shorter than the body; fourth joint much shorter than the third; fifth a little shorter than the fourth; sixth a little shorter than the fifth; seventh a little longer than the sixth: nectaries about one-fifth of the length of the body: legs rather long: shanks pale, somewhat hairy: wings colourless; distance between the first and second veins much more than twice farther at the tips than at the base; third vein almost twice farther from the second at the tip than at the base, much farther from the second at the base than the second is from the first; first fork very much nearer to the second fork than to the third vein, a little nearer to the third vein than the third is to the second; second fork a little nearer to the first fork than to the fourth vein; fourth vein curved, straight near the tip, much nearer to the second fork than to the tip of the rib-vein. From *Salvia pratensis*. Length of the body 1 line; of the wings 3 lines.

a. Switzerland. Presented by F. Walker, Esq.

318. APHIS PALANS.

Oleaginea, longa, linearis, subcylindrica, albo pollinosa; antennæ nigrae, corporis triente non longiores; pedes breves, virides, tibiis apice tarsisque nigris.

The wingless female. Olive-green, long, linear, almost cylindrical, powdered with white: feelers black, setaceous, about one-third of the length of the body: legs dull green, short; hips, feet, and tips of shanks black.

England.

319. APHIS REDUCTA.

Viridi-fulva, convexa, subovata; antennæ graciles, corpore multo longiores; cornicula corporis decima longitudine; pedes longi, graciles.

The viviparous wingless female. Greenish-tawny, convex, pear-shaped; front straight, bristly: feelers slender, much longer than the body; fourth joint much shorter than the third; fifth a little shorter than the fourth; sixth a little more than half the length of the fifth; seventh almost as long as the fifth and sixth: abdomen more than twice the breadth of the chest, with a style at the tip: nectaries a little shorter than the style, and about one-tenth of the length of the body: legs long and slender. From the Sea Worm-wood. Length of the body 1 line.

England.

320. APHIS PERSEQUENS.

Viridis, ovata, convexa; antennæ gracillimæ, corpore longiores; cornicula corporis quadrante longitudine; pedes longi, graciles; alæ hyalinæ.

The viviparous wingless female. Allied to *A. Ulmaria*. Pale green, oval, convex: front narrow: feelers very slender; first joint stout, seated on a protuberance; fourth much shorter than the third; fifth a little shorter than the fourth; sixth not half the length of the fifth; seventh longer than the third: abdomen with a very short style: nectaries slender, as long as one-fourth of the body: legs long and slender.

The viviparous winged female. Wings colourless; veins pale; distance between the first and second veins much more than twice farther at the tips than at the base; third a little nearer to the second at the base than at the tip, a little nearer to the second at the base than the second is to the first; first fork much nearer to the second fork than to the third vein, not nearer to the third vein than the third is to the second; second fork as near to the fourth vein as to the first fork; fourth vein slightly curved, much nearer to the tip of the second fork than to the tip of the rib-vein. From the Tansy. Length of the body $1\frac{1}{4}$ line; of the wings 2 lines.

Var. Second and third veins united by a cross-vein ; fourth wanting towards the tip.

England.

321. APHIS MENTHÆ.

Pallide flava, subfusiformis ; antennæ graciles, corpore paulò longiores ; cornicula corporis octava longitudine ; pedes graciles sat longi.

Pale yellow, almost spindle-shaped : front narrow : feelers slender, a little longer than the body ; first joint seated on a tubercle ; fourth much shorter than the third ; fifth a little shorter than the fourth ; sixth shorter than the fifth ; seventh long, slender : abdomen with a very short style : nectaries about one-eighth of the length of the body : legs slender, rather long. From *Mentha hirsuta*. Length of the body $\frac{1}{2}$ line.

England.

322. APHIS TENTANS.

Fulva, ovata, convexa ; antennæ corporis dimidio non longiores ; cornicula brevissima ; pedes breves.

Tawny, oval, convex : front narrow, slightly convex : feelers about half the length of the body ; fourth joint a little shorter than the third ; fifth much shorter than the fourth ; sixth shorter than the fifth ; seventh as long as the fifth and sixth : nectaries about one-twentieth of the length of the body : legs short. From *Mentha hirsuta*. Length of the body $\frac{1}{2}$ line.

England.

323. APHIS ASCITA.

Aptera. Flavo-viridis, ovata, convexa ; antennæ corporis paulò longiores ; cornicula obscura, corporis decima non longiores.

Alata. Thoracis discus nigricans ; alæ hyalinæ.

The viviparous wingless female. Yellowish-green, oval, convex : front slightly convex : feelers a little longer than the body ;

fourth joint much shorter than the third; fifth a little shorter than the fourth; sixth shorter than the fifth; seventh longer than the fifth and the sixth: abdomen with a very short style at the tip: nectaries darker than the body, and about one-tenth of its length: legs of moderate length.

The viviparous winged female. Disk of the chest dark: wings colourless; distance between the first and second veins much more than twice farther at the tips than at the base; third much farther from the second at the tip than at the base, much farther from the second at the base than the second is from the first; first fork as near to the third vein as to the second fork, much nearer to the third vein than the third is to the second; second fork nearer to the first fork than to the fourth vein; fourth vein curved, almost straight towards the tip, as far from the second fork as from the tip of the rib-vein. From the leaves of the Melon and the Cucumber. Length of the body $\frac{1}{2}$ line; of the wings $1\frac{1}{2}$ line.

England.

324. APHIS RANUNCULINA.

Pallide flava, fere elliptica; fronte angusta, utrinque tuberculata; antennis corpore paullò longioribus; corniculis pedibusque sat longis.

Pale yellow, almost elliptical: front narrow: feelers slender, a little longer than the body; first joint seated on a slight tubercle; fourth more than half the length of the third; fifth shorter than the fourth; sixth much shorter than the fifth; seventh more than twice the length of the sixth; nectaries about one-sixth of the length of the body: legs slender, rather long. Length of the body $\frac{3}{4}$ line.

a—h. England. (In Canada Balsam). From Mr. Walker's collection.

325. APHIS ———?

Aphis Zeæ, *Curt. Ruricola, Gard. Chron.* ii. 4, 1842.

England.

326. APHIS ——— ?

Aphis Saliceti, *Harris, Ins. Mass.* 190.

United States.

Genus 2. SCHIZONEURA.

Schizoneura, *Hartig, Germ. Ent. Zeit.* iii. 367, pl. 1, f. 23, 24.

Kalt. Ratz.

Aphis, p., *Linn., Deg., Fabr., Schrank, Rossi, Gmel., Hausmann, Fonscol., Harris.*

Eriosoma, *Leach, Samouelle, Westw., Mosley, Fitch.*

Myzoxylus, *Blot, Mem. Soc. Linn. Calvados*, i. 114. *Latr. Tougard, Amyot et Serv.*

Coccus, *Bingley.*

Cinara, p., *Curtis.*

Mimaphidus, *Rondani Osservazioni sopra parecchie specie di esapodi Afidicidi; Nuovi Annali delle Seringe Naturali di Bologna*, 1847.

1. SCHIZONEURA CORNI.

Schizoneura Corni, *Hartig, Germ. Ent. Zeit.* iii. 367. *Kalt. Mon. Pflanz.* 168, 1.

Aphis Corni, *Fabr. Sp. Ins.* ii. 385, 15. *Mant. Ins.* ii. 315, 18. *Syst. Ent.* 736, 13. *Ent. Syst.* iv. 214, 19. *Syst. Rhyn.* 297, 19. *Gmel. Ed. Syst. Nat.* i. 2204, 47. *Schrank, Faun. Boic.* ii. 106, 1188. *Rossi, Faun. Etrusc.* 261, 1376. *Fonscol. Ann. Soc. Ent. Fr.* x. 188, 30.

Cornifex, *Amyot, Ann. Soc. Ent. Fr. 2me Série*, v. 483.

Small, black: the base of the abdomen paler: feelers rather more than half the length of the body: mouth yellow, with a black tip: legs black, moderately long; fore-thighs yellow at the base: wings slightly tinged with gray, much longer than the body; wing-ribs pale; veins and brand black; the latter large almost elliptical; distance between the first and second veins at the base about one-third of that between them at the tips; second vein very slightly undulating; third vein much nearer to the second towards the base than at the tip, nearer to the second at the tip than the second is to the first; fork at the tip farther from the third vein than the third

is from the second, as far from the third vein as from the fourth ; fourth curved near the base, straight towards the tip, farther from the rib-vein than from the fork.

Var. Second vein more undulating, about six times farther from the first at the tip than at the base.

a. England. Presented by F. Walker, Esq.

2. SCHIZONEURA LANIGERA.

Aphis lanigera, *Hausmann, Illig. Mag.* i. 440, 50. *Sir Joseph Banks, Hort. Soc. Trans.* ii. 162, pl. 11. *Forsyth*, 265, *Monthly Mag.* xxxii. 320 (and for August, 1811). *Gard. Mag. Jan.* 1828. *Kirby & Spence, Intr. Ent.* i. 29, 200 ; ii. 225 ; iii. 182. *Salisbury, Hints on Orchards*, 39. *Knapp, Journ. Naturalist, Buel, New Engl. Farmer*, vii. 169 ; ix. 178. *Harris, Ins. New Engl.* 193, 1843, 267, 3454. *Ann. Sci. Nat.* 1831. *D'Arcilly, Bull. Acad. Ebb.* 1834. *Audouin, Ann. Soc. Ent. Fr.* iv. 9, App. *Goureau, Ann. Soc. Ent. 2me Série*, ii.

Coccus Mali, *Bingley, Anim. Biog.* iii. 200.

Eriosoma Mali, *Leach, MSS. Samouelle, Comp.* i. 16. *Sir Oswald Mosley, Gard. Chron.* i. 828.

Myzoxylus Mali, *Blot, Mem. de la Soc. Linn. du Calvados*, i. 114, 1824. *Mem. Soc. Agric. de Caen*, 1830, 58. *Latr. Fam. Nat.* 4207. *Amyot et Serv. Hist. Nat. Hém.* 612. *Tougaard, Ann. Soc. Hortic. Paris*, xiv. 341.

Schizoneura lanigera, *Hartig, Germ. Ent. Zeit.* iii. 367. *Kalt. Mon. Pfl.* i. 169, 2.

Aphis (Schizoneura) lanigera, *Ratz. Forst. Ins.* iii. 221, 31.

Myzoxylus, *Amyot, Ann. Soc. Ent. Fr. 2me Série*, v. 481, 532.

Lachnaphis, *Amyot, Ann. Soc. Ent. Fr. 2me Série*, v. 483.

Eriosoma lanigera, *Ruricola, Gard. Chron.* iv. 116. *Fitch, The Senate*, No. 30, 67.

a—o. England. (In Canada Balsam). From Mr. Walker's collection.

3. SCHIZONEURA LANUGINOSA.

Schizoneura lanuginosa, *Hartig, Germ. Mag.* iii. 367. *Kalt. Mon. Pfl.* 170, 3.

Aphis (Schizoneura) lanuginosa, *Ratz. Forst. Ins.* iii. 220, 1, pl. 13, f. 1.

Aphis, *Réaum. Ins.* iii. *Hausm. Ill. Mag.* i. 440.
 Aphis Ulmi, *Fonscol. Ann. Soc. Ent. Fr.* x. 190, 33.
 Lachnodaphis, *Amyot, Ann. Soc. Ent. Fr. 2me Série,* v. 483.
 Europe.

4. SCHIZONEURA TREMULÆ.

Schizoneura Tremulæ, *Kalt. Mon. Pflanz.* 171, 4.
 Aphis (Schizoneura) Tremulæ, *Ratz. Forst. Ins.* iii. 222, 32.
 Aphis Tremulæ, *Deg. Ins.* iii. 62, 15, pl. 7, f. 1—7. *Linn. Syst. Nat.* ii. 736, 28. *Faun. Suec.* 997. *Gmel. Ed. Syst. Nat.* i. 4, 2208, 28. *Fabr. Syst. Rhyn.* 302, 55. *Stew. El. Nat. Hist.* ii. 111.
 Tremulifex, *Amyot, Ann. Soc. Ent. Fr. 2me Série,* v. 483.
 Europe.

5. SCHIZONEURA ULMI.

Aphis Ulmi, *Linn. Syst. Nat.* ii. 733, 2. *Faun. Suec.* 976. *It. Scand.* 203. *Fabr. Sp. Ins.* ii. 385, 7. *Mant. Ins.* ii. 316, 37. *Ent. Syst.* iv. 217, 36. *Syst. Rhyn.* 299, 37. *Gmel. Ed. Syst. Nat.* i. 2202, 2. *Réaum. Ins.* iii. 281—350, pl. 25, f. 4—7. *Geoff. Ins. Par.* i. 494, 1, pl. 10, f. 3. *Deg. Ins.* iii. 81, 13, pl. 5, f. 7—18. *Bonnet, Hist. Nat.* i. 8, pl. 1, f. 3. *Latr. Gen.* iii. 173. *Schrank, Faun. Boic.* ii. 1, 109. *Rossi, Faun. Etrusc.* 263, 1391. *Berk. Syn.* i. 119. *Stew. El. Nat. Hist.* ii. 110. *Turt. Syst. Nat.* ii. 706. *Shaw, Gen. Zool.* vi. pl. 58, f. inf. *Fonscol. Ann. Soc. Ent. Fr.* x. 190, 33. *St. Farg. et Serv.* x. 248. *Nouv. Dict. Hist. Nat.* xxviii. 254.
 Aphis foliorum-Ulmi, *Deg. Ins.* iii. 13, pl. 5, f. 7—22.
 Eriosoma Ulmi, *Sir Oswald Mosley, Gard. Chron.* i. 828.
 Schizoneura Ulmi, *Kalt. Mon. Pflanz.* i. 173, 5.
 Aphis (Schizoneura) Ulmi, *Ratz. Forst. Ins.* iii. 221, 29.
 Chermes Ulmi? *Burm. Handb. Ent.* ii. 91, 3.
 Schizoneura, *Amyot, Ann. Soc. Ent. Fr. 2me Série,* v. 483, 533.
 Cinara Gallarum-Ulmi? *Ruricola, Gard. Chron.* iv. 37.

Dull black; feelers stout, black, moniliform, slightly setaceous, shorter than the body: abdomen very short, slightly covered with gray filaments: legs moderately long: wings colourless, very much longer than the body; wing-ribs black; brand and veins brown; brand linear, rather long, acutely angular at each end; distance

between the first and second veins at the tips full eight times that between them at the base; third vein nearer to the second towards the base than at the tip, much nearer to the second at the tip than the second is to the first; fork not nearer to the third vein than the third is to the second, nearer to the fourth vein than to the third; fourth vein long, straight, slightly curved near the base, much nearer to the fork than to the tip of the rib-vein.

a—z. England. (In Canada Balsam). From Mr. Walker's collection.

6. SCHIZONEURA REAUMURI.

Schizoneura Reaumuri, *Kalt. Mon. Pflanz.* 175, 6, f. 4, 5.

Aphis, &c., *Réaumur. Ins.* iii. pl. 23, f. 1—3.

Aphis (*Schizoneura*) *Reaumuri*, *Ratz. Forst. Ins.* iii. 221, 30.

Europe.

7. SCHIZONEURA COSTATA.

Schizoneura costata, *Hartig, Germ. Ent. Zeit.* iii. 367.

Lachnus costatus, *Hartig, Jahresbericht.*

Germany.

8. SCHIZONEURA ALBA.

Aphis (*Schizoneura*) *alba*, *Ratz. Forst. Ins.* iii. 222, 34, pl. 13, f. 3.

Germany.

9. SCHIZONEURA STIGMA.

Cinara stigma, *Curt. Ruricola, Gard. Chron.* iv. 37, 1844.

Wings whitish: brand black, broad, irregularly elliptical; distance between the first and second veins at the base hardly one-sixth of that between them at the tips; third vein nearer to the second towards the base than at the tip, nearer to the second at the tip than the second is to the first; fork much nearer to the fourth vein than to the third, farther from the third than the third is from the second; fourth vein long, straight, slightly curved near the base, more than twice farther from the tip of the rib-vein than from the fork.

England.

10. SCHIZONEURA OBSCURA.

Nigra; *alæ cinereæ*, *stigmatè nigro lato subovato*.

Black, a little broader than *S. Corni*: wings gray; brand black, broad, almost oval; distance between the first and second veins at the base hardly one-fourth of that between them at the tips; third vein nearer to the second towards the base than at the tip, nearer to the second than the second is to the first; fork much nearer to the fourth vein than to the third, a little farther from the third than the third is from the second; fourth vein moderately long, straight, curved near the base, much nearer to the tip of the fork than to the rib-vein. Length of the body $\frac{3}{4}$ —1 line; of the wings $2\frac{1}{2}$ — $2\frac{3}{4}$ lines.

a. England. Presented by J. C. Dale, Esq.

11. SCHIZONEURA TURBIDA.

Nigra; *alæ cinereæ*, *stigmatè fusco sat lato subfusiformi*.

Black, rather slender: wings gray; brand brown, rather broad, irregularly spindle-shaped, acutely angular at each end; distance between the first and second veins at the base not more than one-eighth of that between them at the tips; third vein nearer to the second towards the base than at the tips, not half so far at the tips from the second as the second is from the first; fork hardly nearer to the third vein than to the fourth, hardly nearer to the third than the third is to the second; fourth vein long, straight, slightly curved towards the base, much nearer to the fork than to the tip of the rib-vein. Length of the body 1 line; of the wings 3 lines.

England.

12. SCHIZONEURA ALBIPENNIS.

Nigra; *alæ albæ*, *stigmatè nigro fusco sublineari*, *venis albis*.

Black, thick, rather broad: feelers shorter than the body: wings white; brand dark brown, rather broad, almost linear, forming an obtuse angle at the base of the fourth vein, and an acute angle at the tip; veins white, very indistinct. Length of the body 1 line; of the wings 3 lines.

England.

13. SCHIZONEURA? LANATA.

Aphis lanata, *Zett. Ins. Lapp.* i. 2, 311, 5.
Lapland.

14. SCHIZONEURA? PYRI.

Eriosoma Pyri, *Fitch, The Senate*, No. 30, 68.
New York.

15. SCHIZONEURA? TESSELLATA.

Eriosoma tessellata, *Fitch, The Senate*, No. 30, 68.
New York.

16. SCHIZONEURA? IMBRICATOR.

Eriosoma imbricator, *Fitch, The Senate*, No. 30, 68.
New York.

Genus 3. THELAXES.

Thelaxes, *Westw. Intr. Ent.* i. 118.
Vacuna, *Von Heyden, Kalt. Mon. Pfl.* 177. *Ratz.*

1. THELAXES BETULÆ.

Vacuna Betulæ, *Heyden, Kalt. Mon. Pfl.* 177, 1, f. 19—21.
Aphis (Vacuna) Betulæ, *Ratz. Forst. Ins.* iii. 223, 38.
Tremulinax, *Amyot, Ann. Soc. Ent. Fr. 2me Série*, v. 483.

Var. Green, with dark brown bands: head black.

a—c. England. (In Canada Balsam). Presented by F. Walker,
Esq.

2. THELAXES DRYOPHILA.

Aphis dryophila, *Schrank, Faun. Boic.* ii. 1, 113. 1210.
Vacuna dryophila, *Heyden, Kalt. Mon. Pfl.* 178, 2.
Aphis (Vacuna) dryophila, *Ratz. Forst. Ins.* iii. 223.
Vacuda, *Amyot, Ann. Soc. Ent. Fr. 2me Série*, v. 483, 534.
Cinaria Quercûs, *Sir Oswald Mosley, Gard. Chron.* i. 621.

Var. Reddish brown, broad, short-oval, slightly convex, red towards the head and along the middle of the body, which beneath is dull pale red and covered with a white bloom: feelers black, not one-fourth of the length of the body: mouth pale red, with a black tip, reaching the hind-hips.

Var. Pale green, with a white stripe from the head extending along two-thirds of the back: feelers and legs white; the former are not half the length of the body: mouth white, with a black tip. When very young it is pale yellow, with two vivid irregular green stripes on the back.

Var. Feelers whitish, not one half the length of the body: mouth whitish, with a brown tip, extending a little beyond the hind hips: legs whitish; feet and tips of shanks brown. As it grows it becomes broader, and acquires a red hue, which first appears about the head and the chest, and afterwards overspreads the whole body. When full-grown, the head, feelers, legs, some spots on each side of the thorax, and the greater part of the back of the abdomen are very dark red, and it is covered with white bloom: mouth pale green, reaching beyond the middle-hips; its tip is brown. During its growth it exhibits many varieties and shades of colour between green and pale red and dark red, and is sometimes mottled with all these hues.

The viviparous winged female. Dark brown: abdomen pale brown: feelers pale brown, dark brown at the base, more than half the length of the body: mouth brown: legs pale brown: wings colourless, horizontal when at rest, much longer than the body; wing-ribs and veins brown.

a—o. England. (In Canada Balsam). From Mr. Walker's collection.

Genus 4. PEMPHIGUS.

Pemphigus, *Hartig*, *Germ. Ent. Zeit.* iii. 366, pl. 1, f. 21, 22. *Kalt.*, *Westw.*

Aphis, *p.*, *Linn.*, *Fabr.*, *Rossi*, *Schrank*, *Sulz.*, *Gmel.*, *Kirby* & *Spence*, *Fonscol.*

Eriosoma, *Heyden*, *Mosley*, *Jenyns.*

Aphioides et *Baizongia*, *Rondani Osservazioni*, &c. *Nuovi Annali della Scienze Naturali di Bologna*, 1847, 64.

1. PEMPHIGUS GNAPHALII.

Pemphigus Gnaphalii, *Kalt. Mon. Pflanz.* 180, 1.

Aphis Filaginis? *Fonscol. Ann. Soc. Ent. Fr.* x. 188, 31.

The wingless female. Oval, pale yellowish green or dark gray, thickly covered with white powder: feelers black: mouth pale yellow, with a black tip, reaching the middle-hips: eyes black: legs dull yellow, moderately long; feet and tips of shanks black; thighs sometimes black.

a—c. Scotland. Presented by J. Hardy, Esq.

2. PEMPHIGUS AFFINIS.

Pemphigus affinis, *Kalt. Mon. Pflanz.* i. 182, 2, f. 15.

Aphis (Pemphigus) affinis, *Ratz. Forst. Ins.* iii. 222, 36.

Aphis ——— ? *Réaumur. Ins.* iii. pl. 27, f. 5, 6.

Europe.

3. PEMPHIGUS BURSARIUS.

Pemphigus bursarius, *Kalt. Mon. Pflanz.* 182, 3, f. 13, 14.

Aphis (Pemphigus) bursarius, *Ratz. Forst. Ins.* iii. 222, 35.

Aphis bursaria, *Linn. Syst. Nat.* ii. 756, 29. *Faun. Suec.* 998. *It. Scand.* 311. *Fabr. Sp. Ins.* ii. 385, 8. *Mant. Ins.* ii. 315, 9. *Ent. Syst.* iv. 212, 9. *Syst. Rhyn.* 295, 9. *Geoff. Ins. Par.* i. 497, 11. *Hofm. Altd. Hort.* 51. *Seba, Mus.* i. pl. 38, f. 8. *Jung. Verm.* 161, 162. *Rüpp. Jenens.* iii. 333. *Hort. Amb.* pl. 96. *Merian, Ins. Europ.* i. 15, pl. 42. *Swammerd. Ins.* 45, f. 22—25. *Réaumur. Ins.* iii. pl. 26, f. 7—11. *Gmel. Ed. Syst. Nat.* i. 4, 2208, 29. *Schrank, Faun. Boic.* ii. 113, 1211. *Stew. El. Nat. Hist.* ii. 111. *Turt. Syst. Nat.* ii. 703, *Hausm. Ill. Mag.* i. 434, 1. *Burm. Handb. Ent.* ii. 189, 1. *Kirby & Spence, Intr. Ent.* i. 451. *Fonscol. Ann. Soc. Ent. Fr.* x. 193, 33.

Eriosoma Populi, *Sir Oswald Mosley, Gard. Chron.* i. 828.

Pemphigus, *Amyot, Ann. Soc. Ent. Fr. 2me Série*, v. 484, 535.

Aphioides bursaria, *Rondani, Osservazioni, &c.* 64, 847.

Eriosoma bursaria, *Ruricola, Gard. Chron.* iv. 164.

a—z. England. (In Canada Balsam). From Mr. Walker's collection.

4. PEMPHIGUS BUMELIÆ.

- Pemphigus Bumeliæ, *Kalt. Mon. Pflanz.* 184, 4.
 Aphis (Pemphigus) Bumeliæ, *Ratz. Forst. Ins.* iii. 223, 37.
 Aphis Bumeliæ, *Schrank, Faun. Boic.* ii. 102.
 Eriosoma Bumeliæ, *Heyd. Mus. Senk.* ii. 3, 295.
 Bumelifex, *Amyot, Ann. Soc. Ent. Fr. 2me Série,* v. 484.
a, b. Prussia. Presented by F. Walker, Esq.
c—e. ——— ?

5. PEMPHIGUS RANUNCULI.

- Pemphigus Ranunculi, *Kalt. Mon. Pflanz.* 185, 5.
 Aphis Polyanthis? *Sulz. Ins.* 105, pl. 11, f. 4, 5. *Gmel. Ed. Syst. Nat.* i. 4, 2209, 61.
 Aphis Graminis? *Réaumur. Ins.* iii. 339.
 Aphis radicum? *Fonscol. Ann. Soc. Ent. Fr.* x. 195, 37.
 Eriosoma Lactuæ? *Sir Oswald Mosley, Gard. Chron.* i. 828.
Jenyns.
 Pemphigus Lactuæ? *Westw. Gard. Chron.*
 Aphis of the China Aster? *Rusticus, Ent. Mag.* i. 218. *Harris, Ins. Mass.* 190.

The wingless female. Lives on roots throughout the year, and is enveloped in the white cottony matter which exudes from its body. Elliptical, pale greenish yellow or pale yellow, very plump; the sutures of its segments indistinct: feelers brown or dull yellow, with a brown tip to each joint: mouth brown or yellow, reaching the middle-hips or the hind-hips: legs brown or yellow, rather short, slender, weak; hips small, far apart; shanks as long as the thighs; feet very short; knees, feet, and tips of shanks sometimes black.

The winged female. Appears in the middle of September, and continues till the middle of October. While a pupa yellow: fore-chest large; middle-chest, hind-chest, and segments of the abdomen short, and of nearly equal size: feelers gray, as long as one-fourth of the body: eyes black: mouth pale yellow, with a gray tip: abdomen pale yellow: legs gray, short: rudimentary wings dark. With a white bloom when the wings are developed: fore-chest dark green, subquadrate; its breadth twice its length: feelers black, moniliform: mouth pale green, with a black tip: legs black, moderately

long; thighs pale green at the base: wings a little longer than the body; wing-ribs yellow or pale green; brand brown, with a dark brown border; veins brown.

a—c. Prussia. Presented by F. Walker, Esq.

d—r. England. (In Canada Balsam). From Mr. Walker's collection.

6. PEMPHIGUS DEGEERI.

Pemphigus Degeeri, *Kalt. Mon. Pflanz.* 186, 6.

a—d. Prussia. Presented by F. Walker, Esq.

7. PEMPHIGUS XYLOSTEI.

Pemphigus Xylostei, *Kalt. Mon. Pflanz.* 187, 7.

Aphis Xylostei, *Deg. Ins.* iii. 96, 16, pl. 7, f. 8. *Turt. Syst. Nat.* ii. 709.

Pemphigus Loniceræ, *Hartig, Germ. Zeit. Ent.* iii. 367.

Xylosthætins, *Amyot, Ann. Soc. Ent. Fr. 2me Série*, v. 484.

a, b. Prussia. Presented by F. Walker, Esq.

8. PEMPHIGUS PEDUNCULI.

Pemphigus Pedunculi, *Hartig, Germ. Ent. Zeit.* iii. 367.

Germany.

9. PEMPHIGUS FRAXINI.

Pemphigus Fraxini, *Hartig, Germ. Ent. Zeit.* iii. 367.

Aphis Fraxin? *Geoff. Ins. Par.* i. 494, 2. *Fabr. Sp. Ins.* ii. 386, 19. *Mant. Ins.* ii. 316, 23. *Ent. Syst.* iv. 215, 23. *Syst. Rhyn.* 297, 23. *Gmel. Ed. Syst. Nat.* i. 2206, 53. *Stew. El. Nat. Hist.* ii. 110. *Turt. Syst. Nat.* ii. 705. *Samouelle, Comp.* i. 4. *Kalt. Mon. Pflanz.* i. 140, 106.

Germany.

10. PEMPHIGUS AMERICANUS.

*Nigra, albo lanuginosa; alis subcinereis, stigmata et venis nigro-
fuscis.*

A little smaller and more slender than *P. Bumeliæ*; brand darker than that of *P. Xylostei*; distinguished from both species by its darker veins. Black, covered with white cotton-like matter: wings slightly gray; brand and veins dark brown. Length of the body 1 line; of the wings 4 lines.

a—d. Nova Scotia. From Lieut. Redman's collection.

11. PEMPHIGUS GLOBOSUS.

Pallide viridis, globosa, pollinosa; thorax in alato obscurus.

Pale green, short, broad, almost globose, thickly covered with white powder: feelers short: rib-vein diverging much from the fore border beneath the brand, converging more abruptly to it beyond the base of the fourth vein; first and second veins united at the base, diverging much from thence to the tips; third vein simple, wanting for one-third of the length from the base, nearer to the second at the tip than the second is to the first; fourth slightly curved near the base, straight from thence to the tip, as near to the third vein as to the tip of the rib-vein. From the roots of the Scarlet Runner, in November.

a—r. England. (In Canada Balsam). From Mr. Walker's collection.

12. PEMPHIGUS? PISTACIÆ.

Aphis Pistaciæ, *Linn. Syst. Nat.* ii. 737, 33. *Fabr. Sp. Ins.* ii. 389, 42. *Mant. Ins.* ii. 317, 47. *Ent. Syst.* iv. 219, 48. *Syst. Rhyn.* 301, 48. *Gmel. Ed. Syst. Nat.* i. 14, 2209, 33. *Simpl. Vit. Ges.* 49. *Camer. Epit.* 51. *Lob. Icon.* 100. *Dodon. Pempt.* 780. *Bauh. Hist.* i. 279. *Theodr. Hist.* 1439. *Réaum. Hist. Nat. Ins.* iii. 281, 350, pl. 24, f. 6, pl. 25, f. 1—3. *Rossi, Faun. Etrusc.* 264, 1399. *Hofmann, Éd. von Hofmannsthal (Die Caruba di Guidea)*, 1842. *Kirby & Spence, Intr. Ent.* i. 451. *Fonscol. Ann. Soc. Ent. Fr.* x. 192, 34. *Kalt. Mon. Pflanz.* 140, 108. *Ferussac, Nouv. Bull. Sci.* iii. *Bull. Soc. Phil.* 1812, 1813.

Baizongia Pistaciæ, *Rondani, Osservazioni, &c. Nuovi Annali della Scienze Naturali di Bologna*, 64, 1847.

South of Europe.

13. PEMPHIGUS? SINENSIS.

The insect forming the Chinese galls, *Doubleday, Pharm. Journ.* vii. 310.

“Chest and abdomen becoming gradually wider to the tip of the abdomen, which is rounded at the outer angle, and emarginate in the middle of the hind margin: feelers five-jointed, short, rather stout, about half as long as the body; first and second joints short and stout; second longer than the first; third much longer, equal to both first and second combined; fourth rather longer than the second, broadest at the tip; fifth about equal in length to the third and fourth combined, subfusiform, contracted a little before the tip: labrum short, pointed: mouth short, dilated before the tip: legs short; feet apparently two-pointed, furnished with two claws.”

a. China.

14. PEMPHIGUS? OLEÆ.

Eriosoma Oleæ, *Leach, Risso, Hist. Nat. des Prin. Prod. de l'Eur. Merid.* v.

Thorax gray: head dirty green: eyes purplish violet-black: antennæ gray: their tips purplish black: abdomen and back inclining to green: legs gray: wings purplish brown: last segment of the abdomen purplish black.

South of Europe.

Genus 5. TETRANEURA.

Tetraneura, *Hartig, Germ. Ent. Zeit.* iii. 366. *Kalt.*
Aphis, p., *Geoff., Reaum., Deg., Von Gleichen.*
Byrsocrypta, *Haliday, Westw.*

1. TETRANEURA ULMI.

Tetraneura Ulmi, *Hartig, Germ. Ent. Zeit.* iii. 366. *Kalt. Mon. Pflanz.* 189, 1, f. 10—12.

Aphis (Tetraneura) Ulmi, *Ratz. Forst. Ins.* iii. 222, pl. 13, f. 2.

Aphis galbarium Ulmi, *Geoff. Ins. Par.* i. 494, 1, pl. 10, f. 3.

Réaumur. Ins. iii. 299, pl. 25, f. 4—7. *Deg. Ins.* iii. 89, 14, pl.

4, f. 15—17. *Von Gleichen, Vers. Gesch. Blattl. Ulm.* i. 21.

Bonnet, Hist. Nat. i. 8, pl. 1, f. 3. *Gmel. Ed. Syst. Nat.* i. 4, 2210, 72.

Tetraneura, *Amyot, Ann. Soc. Ent. Fr. 2me Série*, 484, 536.

Byrsocrypta Ulmi gallarum, *Haliday, Ann. Nat. Hist.* 1839, 189.

Europe.

2. TETRANEURA PALLIDA.

Byrsocrypta pallida, *Haliday, Ann. Nat. Hist.* 1839, 189.

England.

3. TETRANEURA ALBA.

Tetraneura alba, *Ratz. Forst. Ins.* iii. 222, pl. 13, f. 3.

Germany.

4. TETRANEURA NIGRICORNIS.

Tetraneura nigricornis, *Hartig, Jahresb.* iii. 366.

Germany.

5. TETRANEURA? HAMAMELIDIS.

Byrsocrypta hamamelidis, *Fitch, The Senate*, No. 30, 69.

New York.

Genus 6. RHIZOBIUS.

Rhizobius, *Burm. Handb. Ent.* ii. 1, 87. *Hartig, Kalt.*

1. RHIZOBIUS PILOSELLÆ.

Rhizobius Pilosellæ, *Burm. Handb. Ent.* ii. 1, 87, 1. *Kalt. Mon. Pfl.* 208, 1, f. 35.

Rhizobius, *Amyot, Ann. Soc. Ent. Fr. 2me Série*, v. 486, 540.

Germany.

2. RHIZOBIUS PINI.

Rhizobius Pini, *Burm. Handb. Ent.* ii. 1, 87, 2. *Hartig, Forst. Conversat. Lexikon*, 8, 31, 33. *Germ. Ent. Zeit.* iii. 363, pl. 1, f. 11, 12. *Kalt. Mon. Pfl.* 208, 2.

Germany.

3. RHIZOBIUS SUBTERRANEUS.

Rhizobius subterraneus, *Kalt. Mon. Pfl.* 209, 3, f. 35.

Prussia.

Genus 7. RHIZOTERUS.

Rhizoterus, *Hartig, Germ. Ent. Zeit.* iii. 363.

Forda, *Heyden, Kalt.*

1. RHIZOTERUS VACCA.

Rhizoterus vacca, *Hartig, Germ. Ent. Zeit.* iii. 363.

Forda formicaria, *Heyden, Kalt. Mon. Pfl.* 209, 1, f. 33.

Forda, *Amyot, Ann. Soc. Ent. Fr. 2me Série*, v. 486, 541.

Very small, dull yellow from the head to more than half the length, dull green and slightly decreasing in breadth from thence to the tip of the abdomen, which is hardly convex, and has a rim on each side: front hairy, convex: mouth pale yellow, with a black tip, which appears just beyond the tip of the abdomen: feelers and legs slightly hairy: feelers clavate, much more than half the length of the body, pale yellow, brown towards the tips; first and second joints short; third very long; fourth and fifth of moderate length; sixth short, dart-shaped, much narrower and shorter than the fifth. On Sowthistle roots. Length of the body $\frac{1}{2}$ line, or less.

Var.? Broader than long, pale dull green: feelers near half the length of the body: mouth a little shorter than the body, or much more than half its length. The young ones are green, and their mouths are longer than the body. Found by Mr. Hardy, under stones, near Newcastle.

a. England. (In Canada Balsam). Presented by F. Walker, Esq.

b, c. Prussia. Presented by F. Walker, Esq.

2. RHIZOTERUS? ZEÆ.

Coccus Zeæ Maidis, *Léon Dufour*, *Ann. Sci. Nat.* ii. 204, pl. 10, f. 1.

France.

Genus 8. TRAMA.

Trama, *Heyden*, *Mus. Senk.* ii. 293. *Kalt. Mon. Pflanz.* 211.
Rhizobius, *Westwood*.

1. TRAMA TROGLODYTES.

Trama troglodytes, *Heyden*, *Mus. Senk.* ii. 293, 7.

Trama Radicis, *Kalt. Mon. Pflanz.* i. 211, 1, f. 34.

Trama, *Amyot*, *Ann. Soc. Ent. Fr. 2me Série*, v. 487, 542.

Aphis, &c., *Hill, Mag. Nat. Hist.* ii. 104.

Rhizobius Helianthemi, *Westw. Proc. Ent. Soc. Ann. Nat. Hist.* xiv. 453.

White, shining, very plump, nearly elliptical: feelers filiform, less than half the length of the body; first and second joints short; third very long; fourth and two following joints moderately long: eyes dark brown, very small, as is usual in subterranean species: mouth with a brown tip, reaching far beyond the base of the hind legs: oviduct short, with a brown tip: legs moderately long; fore-feet and middle-feet black, short and curved; hind-feet long, pale and straight, their tips brown: the young ones are more narrow and linear. The hind-legs have great freedom of movement, and it often jerks them upright over its head, and the long hind-feet vibrate like feelers. It occasionally, but very rarely, acquires wings.

a—m. England. (In Canada Balsam). From Mr. Walker's collection.

Genus 9. PARACLETUS.

Paracletus, *Heyden, Kalt. Mon. Pflanz.* 212.

1. PARACLETUS CIMICIFORMIS.

Paracletus cimiciformis, *Heyden, Kalt. Mon. Pflanz.* i. 2121.

Paracletus, *Amyot, Ann. Soc. Ent. Fr. 2me Série,* v, 487, 543.

Var. ? Pale red, triangular, very narrow in front: feelers one-sixth of the length of the body: nectaries black, level with the surface of the abdomen: legs short. Found by Mr. Hardy, near Newcastle, under stones, with *Schizoneura Corni* and *Rhizoterus vacca*.

The winged female. Rib-vein diverging from the fore border beneath the brand, and more abruptly converging to it beyond the base of the fourth vein; first and second veins not extending to the hind border; distance between them at the tips full thrice that at the base; third vein wanting for more than one-third of the length from the rib-vein; distance at the tip between it and the second vein a little less than that between it and its fork, and much less than that between the first and second veins; fourth vein curved near the base, straight towards the tip, much nearer to the fork of the third vein than to the tip of the rib-vein.

- a. England. (In Canada Balsam). Presented by F. Walker, Esq.
 b. Prussia. Presented by F. Walker, Esq.

Genus 10. SMYNTHURODES.

Smynthuroides, *Westw. Gard. Chron.* 1849 or 1850 ?

1. SMYNTHURODES BETÆ.

Smynthuroides Betæ, *Westw. Gard. Chron.* 1849 or 1850 ?
 England.

Genus 11. ADELGES.

Adelges, *Vallot*.

Aphis, p., *Deg*.

Chermes, p., *Linn.*, *Fabr.*, *Gmel.*, *Frisch.*, *Schrank*, *Hartig*, (*Germ. Ent. Zeit.* 366, pl. 1, f. 17, 18).

Psylla, p., *Geoff.*, *Kalt.*, *Ratz*.

Eriosoma, p., *Mosley*.

Sacchiphantes, *Curtis*.

1. ADELGES LARICIS.

Chermes Laricis, *Hartig*, *Jahresberichte*, i. 4, 8. *Germ. Zeit. Ent.* iii. 366. *Kalt. Mon. Pflanz.* 194. *Ratz. Forst. Ins.* iii. 202, pl. 13, f. 5.

Laricethus, *Amyot*, *Ann. Soc. Ent. Fr. 2me Série*, v. 485, 538, pl. 7, f. 96, 97.

The White Bug, *Newton*, *Journ. Agric. New Series*, No. 15, 609.

Eriosoma Laricis, *Sir Oswald Mosley*, *Gard. Chron.* i. 828.

Adelges Laricis, *Vallot*.

a—c. England. Presented by F. Walker, Esq.

d—h. England. (In Canada Balsam). From Mr. Walker's collection.

2. ADELGES CORTICALIS.

Chermes corticalis, *Kalt. Mon. Pflanz.* i. 197, 2.

Chermes Strobi, *Hartig*, *Jahresb.* 643. *Ratz. Forst. Ins.* iii. 203.

Chermes Piceæ? *Ratz. Forst. Ins.* iii. 204.

a—k. England. (In Canada Balsam). From Mr. Walker's collection.

3. ADELGES ABIETIS.

Chermes Abietis, *Linn. Syst. Nat.* i. 2, 738, 13. *Faun. Suec.* 1011.

Lach. Lapp. i. 258. *Fl. Lapp.* 218, 347. *It. Gotl.* 180. *Fabr.*

Sp. Ins. ii. 392, 13. *Mant. Ins.* ii. 318, 13. *Ent. Syst.* iv. 223,

13. *Syst. Rhyn.* 305, 13. *Frisch. Ins.* 12, 10, pl. 2, f. 3.

Schrank, Faun. Boic. ii. 1, 143, 1256. *Clus. Pannon.* 20, 21.

Gmel. Ed. Syst. Nat. i. 4, 2213, 13. *Kirby & Spence, Intr.*

Ent. i. 325, iv. 136. *Kalt. Mon. Pflanz.* 200, 3. *Hartig,*

Convers. Lex. 145. *Germ. Zeit.* iii. 366. *Ratz. Ent. Zeit.*

Stett. iv. 204.

Psylla, &c., *Geoff. Ins. Par.* i. 487, 5.

Aphis gallarum Abietis, *Deg. Ins.* iii. 99, 17, pl. 8, f. 1—3. *Burm. Handb. Ent.* ii. 90, 2. *De la Rue, Ent. Forest.* 5, 611.

Adelges gallarum Abietis, *Haliday, Ann. Nat. Hist.* 1839, 190, 65, 66.

Chermes viridis, *Ratz. Forst. Ins.* iii. 201, pl. 12, f. 2.

Elatiptus, *Amyot, Ann. Soc. Ent. Fr. 2me Série,* v. 484, 537.

Sacchiphantes Abietis, *Ruricola, Gard. Chron.* (1844) iv. 831.

a. England. Presented by F. Walker, Esq.

b—n. England. (In Canada Balsam). From Mr. Walker's collection.

4. ADELGES STROBILOBIUS.

Chermes strobilobius, *Kalt. Mon. Pflanz.* 203, 4, f. 24.

Europe.

5. ADELGES COCCINEUS.

Chermes coccineus, *Ratz. Forst. Ins.* iii. 200, pl. 12, f. 1. *Stelk. Ent. Zeit.* 1843, 202.

Germany.

6. ADELGES? STROBI.

Eriosoma Strobi, *Fitch, The Senate,* No. 30, 69.

New York.

Genus ——— ?

Chermes Castanæ, *Haldeman, Amer. Journ. Sci. and Art. Second Series,* ix. No. 25, 1850, 108.

“First and third transverse veins normal, second arising from the middle of the first, terminating in the normal position; posterior wings without veins.”

United States.

Genus 12. PHYLLOXERA.

Phylloxera, *Boyer de Fonscol. Ann. Soc. Ent. Fr.* iii., *Hartig, Westw., Kalt., Ratz.*
 Vacuna, *Heyden.*

1. PHYLLOXERA QUERCUS.

Phylloxera Quercûs, *Fonscol. Ann. Soc. Ent. Fr.* iii. 223, pl. 1, f. 4—6, x. 196, 1. *Hartig, Germ. Ent. Zeit.* iii. 45, pl. 1, f. 15, 16.
 Vacuna coccinea, *Heyden, Mus. Senkenberg.* ii. 3, 289.
 Phylloxera coccinea, *Kalt. Mon. Pflanz.* 205, 1, f. 30, 32.
 Aphis (Phylloxera) coccinea, *Ratz. Forst. Ins.* iii. 223, 39.
 Phylloxera, *Amyot, Ann. Soc. Ent. Fr. 2me Série,* v. 485, 539.
a—tt. England. (In Canada Balsam). From Mr. Walker's collection.

Fam. III. COCCIDÆ.

Coccidæ, &c., *Leach, Steph., Curt.*
 Gallinsecta, *Latr.*
 Coccites et Aleyrodites, *Newman.*
 Coccidæ (Monomera) et Aleyrodidæ (Dimera), *Westw.*
 Coccina, *Burm.*
 Phaceloptera, *De Laporte.*
 Scytinelytra (Aleurodides) et Phytathelgi, *Amyot et Serv.*

Genus 1. ASPIDIOTUS.

Aspidiotus, *Bouché, Naturg. Ins.* 9. *Burm., Curt., Westw.*
 Coccus, *Gmel., Stew., Dalm., Curt.*
 Diaspis, *Costa, Faun., Regn. Nap. Gallinsetti,* 19.

1. ASPIDIOTUS NERII.

Aspidiotus Nerii, *Bouché, Schradl. Gart. Ins.* 52, 1. *Nat. Gesch. Ins.* i. 12, 1, pl. 1, f. 1—5. *Burm. Handb. Ent.* ii. 1, 67, pl. 1, f. 10.
Ruricola, Gard. Chron. iii. 588.

Europe.

2. ASPIDIOTUS ROSÆ.

- Aspidiotus Rosæ, *Bouché, Schadl. Gart. Ins.* 53, 2. *Nat. Gesch. Ins.* i. 14, 2, pl. 1, f. 6. *Burm. Handb. Ent.* ii. 1, 68, 2.
a—d. England. Presented by W. Longman, Esq.

3. ASPIDIOTUS ECHINOCACTI.

- Aspidiotus Echinocacti, *Bouché, Schadl. Gart. Ins.* 53, 3. *Nat. Gesch. Ins.* i. 15, 3. *Burm. Handb. Ent.* ii. 1, 68, 4, pl. 2, f. 5.
 Mexico?

4. ASPIDIOTUS LAURI.

- Aspidiotus Lauri, *Bouché, Schadl. Gart. Ins.* 53, 4. *Nat. Gesch. Ins.* i. 16, 4, pl. 1, f. 7, 8. *Burm. Handb. Ent.* ii. 1, 68, 3.

5. ASPIDIOTUS PALMARUM.

- Aspidiotus Palmarum, *Bouché, Nat. Gesch. Ins.* i. 17, 5, pl. 1, f. 15. *Burm. Handb. Ent.* ii. 1, 69, 5.

6. ASPIDIOTUS SALICIS.

- Aspidiotus Salicis, *Bouché, Ent. Zeit. Stett.* v. 293, 1.
 Coccus (Aspidiotus) Salicis, *Ratz. Forst. Ins.* iii. 195, 3, pl. 11, f. 7.
 Coccus salicis? *Müll. Fn. Frid.* 31, 300.
 Europe.

7. ASPIDIOTUS BROMELLÆ.

- Lecanium Bromeliæ, *Bouché, Schadl. Gart. Ins.* 49, 2. *Nat. Gesch. Ins.* 20, 2, pl. 1, f. 14. *Kerner, Naturg. C. Brom.* 1778. *Burm. Handb. Ent.* ii. 1, 70, 2.
 Coccus Bromeliæ, *Ruricola, Gard. Chron.* ii. 1842, 1441.
 Aspidiotus Bromeliæ, *Bouché, Ent. Zeit. Stett.* v. 293, 2. *Ruricola, Gard. Chron.* iii. 1843, 131.

8. ASPIDIOTUS PROTEUS.

Aspidiotus Proteus, *Curt. Ruricola, Gard. Chron.* iii. 1843, 676.

9. ASPIDIOTUS CONCHIFORMIS.

Coccus conchiformis, *Gmel. Ed. Syst. Nat.* i. 4, 2221, 37. *Stew. El. Nat. Hist.* ii. 113.

Aspidiotus conchiformis, *Ruricola, Gard. Chron.* iii. 735.

10. ASPIDIOTUS OSTREÆFORMIS.

Aspidiotus ostreæformis, *Curt. Ruricola, Gard. Chron.* iii. 1843, 459.

11. ASPIDIOTUS LINEARIS.

Coccus arborum linearis, *Modeer, Act. Gothenb.* i. 22, 14. *Geoff. Ins. Par.* i. 509, 17. *Réaum. Ins.* iv. pl. 5, f. 6, 7. *Kirby and Spence, Intr. Ent.* i. 201. *Fitch, The Senate*, No. 30, 69. *Harris, Ins. New Engl.* 201? *Perley, Mass. Agric. Soc.* 1796, 32.

Diaspis linearis, *Costa, Faun. Regn. Nap. Gallinsetti*, 21, 3.

Europe.

12. ASPIDIOTUS CALYPTROIDES.

Diaspis Calyptroides, *Costa, Faun. Regn. Nap. Gallinsetti*, 20, 1.

Italy.

13. ASPIDIOTUS OBLIQUUS.

Diaspis obliquus, *Costa, Faun. Regn. Nap. Gallinsetti*, 21, 2.

Italy.

14. ASPIDIOTUS CRYPTOGAMUS.

Coccus cryptogamus, *Dalm. Act. Holm.* 1825, 357, 1, pl. 3, f. 1—17. *Harris, Ins. New Engl.* 203.

Sweden.

15. ASPIDIOTUS HORDEOLUM.

Coccus hordeolum, *Dalman, Act. Holm.* 1825, 365, 3, pl. 4, f. 1—5.
Sweden.

16. ASPIDIOTUS ——— ?

a. Germany. Presented by F. Walker, Esq.

Genus 2. LECANIUM.

Lecanium, *Illiger, Burm., Ratz.*

Coccus, p., *Linn., Fabr., Geoff., Schæff., Réaum., Sulz., Frisch., Schrank, Gmel., Oliv., Modeer, Berk., Stew., Turt., Shaw, Haworth, Harris, Westw.*

Kermes, p., *Oliv.*

Chermes, p., *Geoffr.*

Calymmata, *Geoffr.*

Calypiticus, Group 1. *Monaspidea*; 2. *Polyaspidea*, *Costa.*

1. LECANIUM HESPERIDUM.

Lecanium Hesperidum, *Burm. Handb. Ent* ii. 1, 69, 1, pl. 1, f. 11.

Coccus Hesperidum, *Linn. Syst. Nat.* i. 2, 739, 1. *Faun. Suec.* 1015. *Modeer, Act. Gothenb.* i. 19, 8. *Sedilean et Delahire, Mem. Acad. Paris*, 1692. *Fabr. Sp. Ins.* ii. 393, 1. *Mant. Ins.* ii. 318, 1. *Ent. Syst.* iv. 224, 1. *Syst. Rhyn.* 306, 46, 1. *Geoff. Ins. Par.* i. 505, 2. *Schæff. Elem.* pl. 48. *Act. Paris.* 1692, 14, pl. 14. *Réaum. Ins.* iv. pl. 1. *Müll. Fn. Frid.* 31, 297. *Sulz. Ins.* pl. 12, f. 81. *Frisch. Ins.* xii. pl. 12. *Gmel. Ed. Syst. Nat.* i. 4, 22, 15, 1. *Harris, Ins. New Engl.* 199. *Schrank, Faun. Boic.* ii. 1, 143, 1257. *Enc. Méth.* pl. 119, f. 1—4. *Berk. Syn.* i. 122. *Stew. El. Nat. Hist.* ii. 113. *Turt. Syst. Nat.* ii. 712. *Shaw, Gen. Zool.* vi. 190, pl. 60, f. *sup.* *Haworth, Ent. Trans.* i. 307. *Fonscol. Ann. Soc. Ent. Fr.* iii. 208, 7. *Goureau, Ann. Soc. Ent. Fr.* 2me Série, 11. *Ruricola, Gard. Chron.* iii. 459, 796.

Calypiticus hesperidum, *Costa, Fauna del regno di Napoli, Gallinsetti*, 8.

a—d. Presented by F. Walker, Esq.

e, f. ——— ?

2. LECANIUM PERSICÆ.

- Lecanium Persicæ, *Burm. Handb. Ent.* ii. 1, 71, 3. *Bouché, Ent. Zeit. Stett.* v. 293, 1.
- Coccus Persicæ, *Modeer, Act. Gothenb.* i. 28, 22. *Fabr. Ent. Syst. Suppl.* 545, 5. *Syst. Rhyn.* 307, 5. *Schrank, Faun. Boic.* ii. 1, 144, 1262. *Geoffr. Ins. Par.* i. 506, 5. *Réaun. Ins.* iv. pl. 2, f. 4, 5. *Gmel. Ed. Syst. Nat.* i. 4, 2220, 31. *Stew. El. Nat. Hist.* ii. 113. *Bingley, Anim. Biog.* iii. 197. *Dum. Cons. Gén.* pl. 39, f. 4. *Fonscol. Ann. Soc. Ent. Fr.* iii. 207, 6. *Bouché, Schadl. Ins.* 59—5. *Ratz. Forst. Ins.* iii. 191. *Goureau, Ann. Soc. Ent. Fr. 2me Série,* ii.
- Kermes Persicæ, *Enc. Méth. Hist. Nat. Ins.* pl. 119, f. 1.
- Coccus Persicorum, *Ræm. Gen.* pl. 11, f. 9. *Shaw, Gen. Zool.* vi. pl. 60, f. inf.
- Coccus costatus, *Schrank, Ins. Aust.* 589.
- a—d. England.

3. LECANIUM ILICIS.

- Lecanium Ilicis, *Burm. Handb. Ent.* ii. 1, 71, 4.
- Coccus Ilicis, *Linn. Syst. Nat.* ii. 740, 6. *Modeer, Act. Gothenb.* i. 24, 19. *Garid. Aixens.* 250, pl. 23. *Geoffr. Mat. Med.* ii. 782. *Strobelberger, Tract. de Coc.* 1620? *Marsilli, Osserv. Nat. Kerm.* 1711. *Lederm. Micros.* 72, pl. 36. *Fabr. Sp. Ins.* ii. 393, 5. *Mant. Ins.* ii. 318, 6. *Ent. Syst.* iv. 225, 6. *Syst. Rhyn.* 308, 7. *Réaun. Ins.* iv. pl. 5, f. 1. *Brandt, v. Ratz. Med. Zool.* ii. 223. *Gmel. Ed. Syst. Nat.* i. 4, 2216, 6. *Dillon, Travels through Spain,* 18—31, pl. *Canals, Diss. Kerm.* 1768. *Bochart, Hierozoic.* ii. 4, 27. *Truchet, Traité compl. du Kermes,* 101. *Beckmann, Hist. Invent.* ii. 171—205. *Bancroft, Perm. Colours,* i. 393. *Parkhurst, Heb. Lex. Kirby and Spence, Intr. Ent.* 5 ed. i. 319. *Fonscol. Ann. Soc. Ent. Fr.* iii. 210, 10. *Westw. Loudon, Arboretum Brit.* 1910.
- Chermes Ilicis, *Oliv. Enc. Méth. Hist. Nat. Ins.*

4. LECANIUM QUERCUS.

- Coccûs Quercus, *Linn. Syst. Nat.* ii. 740, 5. *Faun. Suec.* 1016. *Fabr. Sp. Ins.* ii. 393, 4. *Mant. Ins.* ii. 318, 5. *Ent. Syst.* iv. 225, 5. *Syst. Rhyn.* 307, 6. *Gmel. Ed. Syst. Nat.* i. 4, 2216, 5. *Stew. El. Nat. Hist.* ii. 113. *Turt. Syst. Nat.* ii. 712. *Oliv. Enc. Méth.* pl. 119, f. 5—8. *Réaun. Ins.* iv. pl. 6, f. 1—4.

Chermes Quercûs, *Geoffr. Ins. Par.* i. 508, 13.
Coccus Roboris? *Schrank, Faun. Boic.* ii. 1, 146, 2.
Coccus ———? *Audouin, Ann. Soc. Ent. Fr.* v.

Europe.

5. LECANIUM CESTRI.

Coccus Cestri, *Bouché, Naturg. Insect.* 1.

6. LECANIUM VITIS.

Coccus Vitis, *Linn. Syst. Nat.* ii. 241, 16. *Fabr. Sp. Ins.* ii. 395, 18. *Mant. Ins.* ii. 319, 25. *Ent. Syst.* iv. 227, 23. *Syst. Rhyn.* 310, 24. *Modeer, Act. Gothenb.* i. 20, 9. *Geoffr. Ins. Par.* i. 506, 6. *Act. Bonon.* ii. 279, pl. 284. *Galiatus, Comment. Bonon.* ii. 2, 279—283. *Réaum. Ins.* iv. pl. 6, f. 5—7. *Schrank, Ins. Austr.* 595. *Faun. Boic.* ii. 1, 1261, 144. *Gmel. Ed. Syst. Nat.* i. 4, 2218, 16. *Haworth, Ent. Trans.* i. 307. *Oliv. Enc. Méth. Ins.* pl. 120, f. 13—16. *Harris, Ins. New. Engl.* 205? *Ratz. Forst. Ins.* iii. 191.

Calypticus spumousus, *Costa, Faun. Regn. Nap. Gallinsetti*, 10, 2.
Coccus of the vine, *Rusticus, Ent. Mag.* ii. 510.

a. Germany. Presented by F. Walker, Esq.

7. LECANIUM OLEÆ.

Coccus Oleæ, *Latreille. Oliv. Enc. Méth. Ins. Toulouzan et Négrel. Fonscol. Ann. Soc. Ent. Fr.* iii. 206, 5, ix. 109, 6. *Goureau, Ann. Soc. Ent. Fr. 2me Série*, ii. *Costa, Osservazioni sugl. Insetti del Ulmo e delle Olive, Reale Istituto d' Incoraggiamento alle Scienze Naturali di Napoli*, iii.

S. Europe.

8. LECANIUM TILIÆ.

Coccus Tiliæ, *Linn. Syst. Nat.* ii. 741, 11. *Faun. Suec.* 1021. *Müll. Fn. Frid.* 31, 299. *Modeer, Act. Gothenb.* i. 30, 25. *Fabr. Sp. Ins.* ii. 394, 10. *Mant. Ins.* ii. 319, 12. *Ent. Syst.* iv. 226, 14. *Syst. Rhyn.* 309, 15. *Réaum. Ins.* iv. pl. 3, f. 1—3. *Geoffr. Ins. Par.* i. 507, 9. *Gmel. Ed. Syst. Nat.* i. 4, 2217, 11. *Stew. El. Nat. Hist.* ii. 113. *Turt. Syst. Nat.* ii. 713. *Oliv. Enc. Méth.* pl. 120, f. 9—11.

Coccus Tiliæ? (New York), *Fitch, The Senate*, No. 30, 69.

Europe.

9. LECANIUM CORYLI.

Coccus Coryli, *Linn. Syst. Nat.* ii. 741, 10. *Faun. Suec.* 1026. *Modeer, Act. Gothenb.* i. 29, 23. *Réaum. Ins.* iv. pl. 3, f. 4—10. *Müll. Fn. Frid.* 31, 298. *Geoffr. Ins. Par.* i. 507, 10. *Fabr. Sp. Ins.* ii. 394, 7. *Mant. Ins.* ii. 319, 9. *Ent. Syst.* iv. 225, 11. *Syst. Rhyn.* 308, 12. *Gmel. Ed. Syst. Nat.* i. 4, 2217, 10. *Stew. El. Nat. Hist.* ii. 113. *Turt. Syst. Nat.* ii. 713. *Oliv. Enc. Méth.* pl. 120, f. 2—8.

Calypticus lævis, *Costa, Faun. Regn. Nap. Gallinsetti*, ii. 3.

Europe.

10. LECANIUM RORISMARINIS.

Coccus Rorismarini, *Fonscol. Ann. Soc. Ent. Fr.* iii. 217, 18, pl. 3, A. f. 10—12.

France.

11. LECANIUM BUXI.

Coccus Buxi, *Fonscol. Ann. Soc. Ent. Fr.* iii. 218, 19, pl. 3, A. f. 13.

12. LECANIUM AONIDUM.

Coccus Aonidum, *Linn. Syst. Nat.* ii. 739, 2. *Fabr. Sp. Ins.* ii. 393, 2. *Mant. Ins.* ii. 318, 2. *Ent. Syst.* iv. 224, 2. *Syst. Rhyn.* 307, 2. *Modeer, Act. Gothenb.* i. 30. 26. *Gmel. Ed. Syst. Nat.* i. 4, 2215, 2.

Asia.

13. LECANIUM BETULÆ.

Coccus Betulæ, *Linn. Syst. Nat.* ii. 740, 7. *Faun. Suec.* 1017. *Fabr. Sp. Ins.* ii. 394, 8. *Mant. Ins.* ii. 319, 10. *Ent. Syst.* iv. 226, 12. *Syst. Rhyn.* 308, 13. *Modeer, Act. Gothenb.* i. 23, 16. *Gmel. Ed. Syst. Nat.* i. 4, 2216, 7. *Berk. Syn.* i. 122. *Stew. El. Nat. Hist.* ii. 113. *Turt. Syst. Nat.* ii. 713.

Europe.

14. LECANIUM CARPINI.

Coccus Carpini, *Linn. Syst. Nat.* ii. 740, 8. *Faun. Suec.* 1018. *Fabr. Sp. Ins.* ii. 394, 9. *Mant. Ins.* ii. 319, 10. *Ent. Syst.*

iv. 226, 13. *Syst. Rhyn.* 309, 14. *Modeer, Act. Gothenb.* i. 29, 24. *Gmel. Ed. Syst. Nat.* i. 4, 2216, 8. *Stew. El. Nat. Hist.* ii. 113.

Coccus (*Cecanium*) *Carpini*, *Ratz. Forst. Ins.* iii. 194, pl. 11, f. 6.
Europe.

15. LECANIUM RUSCI.

Coccus Rusci, *Linn. Syst. Nat.* ii. 741, 12. *Fabr. Sp. Ins.* ii. 394, 11. *Mant. Ins.* ii. 319, 13. *Ent. Syst.* iv. 226, 15. *Syst. Rhyn.* 309, 16. *Modeer, Act. Gothenb.* i. 31, 29. *Gmel. Ed. Syst. Nat.* i. 4, 2217, 12. *Column. Purp.* 16, pl. 17. *Guionann. Adv.* i. 60, pl. 3, f. 27. *Klein, Ostr.* 116. *Bocc. Mus.* pl. 107, f. 23, h. h.

S. Europe.

16. LECANIUM SALICIS.

Coccus Salicis, *Linn. Faun. Suec.* 1022. *Modeer, Act. Gothenb.* i. 21, 12. *Gmel. Ed. Syst. Nat.* i. 4, 2218, 15. *Schrank, Faun. Boic.* ii. 1, 143, 1259. *Stew. El. Nat. Hist.* ii. 113.

Coccus Salicis, *Macquart, Amyot, Ann. Soc. Ent. Fr. 2me Série*, vii. 50, pl. 2, 111. *Bull. Ent.* 75. *Toulouzon et Négrel.*

Coccus Salicis? (New York), *Fitch, The Senate*, No. 30, 69.

Europe.

17. LECANIUM ALNI.

Coccus Alni, *Modeer, Act. Gothenb.* i. 23, 17. *Gmel. Ed. Syst. Nat.* i. 4, 2221, 41. *Schrank, Faun. Boic.* ii. 1, 144, 1259.

Europe.

18. LECANIUM RACEMOSUM.

Lecanium racemosum, *Ratz. Forst. Ins.* iii. 192, 1, pl. 11, f. 8.

Coccus racemosus, *Ratz. Ent. Zeit. Stett.* iv. 204.

Germany.

19. LECANIUM CAMBII.

Lecanium Cambii, *Ratz. Forst. Ins.* iii. 194, 2.

Germany.

20. LECANIUM UVÆ-URSI.

Coccus Uvæ-Ursi, *Linn. Syst. Nat.* ii. 742, 19. *Fabr. Sp. Ins.* ii. 394, 14. *Mant. Ins.* ii. 319, 17. *Modeer, Act. Gothenb.* i. 49, 37. *Gmel. Ed. Syst. Nat.* i. 4, 2219, 19. *Stew. El. Nat. Hist.* ii. 113. *Bancroft, Perm. Colours,* i. 401. *Kirby and Spence, Intr. Ent.* i. 321.

Coccus Arbuti? *Fabr. Ent. Syst.* iv. 226, 19. *Syst. Rhyn.* 310, 20. Europe.

21. LECANIUM CRATÆGI.

Coccus Cratægi, *Linn. Syst. Nat.* ii. 742, 21, 20. *Fabr. Sp. Ins.* ii. 395, 16. *Mant. Ins.* ii. 319, 19. *Ent. Syst.* iv. 127, 21. *Syst. Rhyn.* 310, 22. *Modeer, Act. Gothenb.* i. 20, 10. *Réaum. Ins.* iv. pl. 6, f. 11, 12.

Coccus Oxyacanthæ, *Gmel. Ed. Syst. Nat.* i. 4, 2219, 21. *Stew. El. Nat. Hist.* ii. 113. *Oliv. Enc. Méth. Ins. Fonscol. Ann. Soc. Ent. Fr.* iii. 214, 15.

22. LECANIUM BERBERIDIS.

Coccus Berberidis, *Schrank, Faun. Boic.* ii. 1, 146, 1270. Bavaria.

23. LECANIUM PICEÆ.

Coccus Piceæ, *Schrank, Faun. Boic.* ii. 1, 146, 1271. Bavaria.

24. LECANIUM ASARI.

Coccus Asari, *Schrank, Faun. Boic.* ii. 1, 145, 1265. Bavaria.

25. LECANIUM RUBI.

Coccus Rubi, *Schrank, Faun. Boic.* ii. 1, 144, 1260. Bavaria.

26. LECANIUM EPIDENDRI.

Lecanium Epidendri, *Bouché, Ent. Zeit. Stett.* v. 293, 5.

27. LECANIUM PRENANTHIS.

Coccus Prenanthis, *Schrank, Faun. Boic.* ii. 1, 147, 1273.
Bavaria.

28. LECANIUM ACERIS.

Lecanium Aceris, *Bouché, Ent. Zeit. Stett.* v. 293, 4.

Coccus Aceris, *Modeer, Act. Gothenb.* i. 21, 13. *Geoffr. Ins. Par.*
i. 509, 18. *Fabr. Ent. Syst.* iv. 225, 7. *Syst. Rhyn.* 308, 10.
Gmel. Ed. Syst. Nat. i. 4, 2221, 38. *Schrank, Faun. Boic.* ii.
1, 147, 1274. *Curt. Brit. Ent.* 717. *Westw. Intr. Ent.* ii.
446.

a. ——— ?

29. LECANIUM AMYGDALI.

Coccus Amygdali, *Schrank, Faun. Boic.* ii. 1, 147, 1275.
Coccus Persicæ, *Schrank, Ins. Aust.* 586.
Germany.

30. LECANIUM PADI.

Lecanium Padi, *Schrank, Faun. Boic.* ii. 1, 145, 1267.
Bavaria.

31. LECANIUM XYLOSTEI.

Coccus Xylostei, *Schrank, Faun. Boic.* ii. 1, 145, 6.
Bavaria.

32. LECANIUM JUGLANDIS.

Lecanium Juglandis, *Bouché, Ent. Zeit. Stett.* v. 293, 3.
Germany.

33. LECANIUM ULMI.

Coccus Ulmi, *Linn. Syst. Nat.* ii. 740, 9. *Faun. Suec.* 1019. *Fabr.*
Sp. Ins. ii. 393, 6. *Mant. Ins.* ii. 319, 8. *Ent. Syst.* iv. 225,

10. *Syst. Rhyn.* 308, 11. *Réaum. Ins.* iv. 69, pl. 5, f. 5—7. *Modeer, Act. Gothenb.* i. 27, 21. *Gmel. Ed. Syst. Nat.* i. 4, 2217, 9. *Geoffr. Ins.* i. 507, 8. *Deg. Ins.* vi. 436, 1, pl. 28, f. 7. *Schrank, Faun. Boic.* ii. 1, 145, 1264. *Stew. El. Nat. Hist.* ii. 113. *Turt. Syst. Nat.* ii. 713. *Oliv. Enc. Méth. Ins. Latr. Mag. Encycl.* ii. 1796. *Fonscol. Ann. Soc. Ent. Fr.* iii. 215, 16. *De la Rue, Ent. Forest.*

Europe.

34. LECANIUM PYRI.

Coccus Pyri, *Schrank, Faun. Boic.* ii. 1, 145, 1263.

Bavaria.

35. LECANIUM PURPURATUM.

Coccus purpuratus, *Dalm. Act. Holm.* 1825, 363, 2, pl. 3, f. 18—21.

Sweden.

36. LECANIUM HEMICRYPHUM.

Coccus hemicryphus, *Dalm. Act. Holm.* 1825, 369, 6, pl. 4, f. 18—27.

Sweden.

37. LECANIUM GIBBERUM.

Coccus gibber, *Dalm. Act. Holm.* 1825, 366, 4, pl. 4, f. 6—12.

Sweden.

38. LECANIUM CYPREOLA.

Coccus cypreola, *Dalm. Act. Holm.* 1825, 367, 5, pl. 4, f. 13—17.

Sweden.

39. LECANIUM CORNI.

Lecanium Corni, *Bouché, Ent. Zeit. Stett.* v. 293, 2.

Germany.

40. LECANIUM TESTUDO.

Coccus testudo, *Curt. Ruricola, Gard. Chron.* 1843, iii. 443.

England.

41. LECANIUM PATELLEFORMIS.

Coccus patellæformis, *Curt. Ruricola, Gard. Chron.* 1843, iii. 517.
England.

42. LECANIUM? MYRICÆ.

Coccus Myricæ, *Linn. Syst. Nat.* ii. 741, 13. *Fabr. Mant. Ins.* ii. 319, 14. *Ent. Syst.* iv. 226, 16. *Syst. Rhyn.* 309, 17. *Modeer, Act. Goth.* i. 31, 27. *Gmel. Ed. Syst. Nat.* i. 4, 31, 27.

Cape.

43. LECANIUM? CAPREÆ.

Coccus Capreæ, *Linn. Syst. Nat.* ii. 741, 14. *Fabr. Sp. Ins.* ii. 394, 12. *Mant. Ins.* ii. 319, 15. *Ent. Syst.* iv. 226, 17. *Syst. Rhyn.* 309, 18. *Modeer, Act. Goth.* i. 22, 15. *Deg. Ins.* vi. 440, 2, pl. 28, f. 13. *Gmel. Ed. Syst. Nat.* i. 4, 2218, 14. *Stew. El. Nat. Hist.* ii. 113. *Turt. Syst. Nat.* ii. 713. *Fonscol. Ann. Soc. Ent. Fr.* iii. 213, 13.

Chermes Capreæ, *Oliv. Enc. Méth. Ins.*

Europe.

44. LECANIUM? HYPERICONIS.

Coccus Hypericonis, *Pallas, It.* i. 21. *Gmel. Ed. Syst. Nat.* i. 4, 2219, 25.

Russia.

45. LECANIUM? PILOSELLÆ.

Coccus Pilosellæ, *Linn. Syst. Nat.* ii. 742, 18. *Faun. Suec.* 1024. *Act. Upsal.* 1742, 54, 2. *Fabr. Sp. Ins.* ii. 394, 13. *Mant. Ins.* ii. 319, 16. *Ent. Syst.* iv. 226, 18. *Syst. Rhyn.* 309, 19. *Modeer, Act. Goth.* i. 49, 36. *Müll. Fn. Frid.* 31, 302. *Sim. Paul. Quadr.* 113. *Act. Upsal.* 1742, 54, pl. 2. *Gmel. Ed. Syst. Nat.* i. 4, 2219, 18. *Stew. El. Nat. Hist.* ii. 113.

Sweden.

46. LECANIUM? SERRATULÆ.

Coccus Serratulæ, *Fabr. Sp. Ins.* ii. 395, 17. *Mant. Ins.* ii. 319, 20.
Ent. Syst. iv. 227, 22. *Syst. Rhyn.* 310, 23. *Gmel. Ed. Syst.*
Nat. i. 4, 2220, 26. *Stew. El. Nat. Hist.* ii. 113. *Turt. Syst.*
Nat. ii. 714.

England.

47. LECANIUM? ZOSTERÆ.

Coccus Zosteræ, *Fabr. Sp. Ins.* ii. 395, 19. *Mant. Ins.* ii. 319, 22.
Ent. Syst. iv. 227, 24. *Syst. Rhyn.* 310, 25. *Gmel. Ed. Syst.*
Nat. i. 4, 2220, 27.

Shores of the Baltic.

48. LECANIUM? LIRIODENDRI.

Coccus Liriodendri, *Hamburg, Mag.* xii. 1, 24. *Gmel. Ed. Syst.*
Nat. i. 4, 2220, 28.

49. LECANIUM? CARICÆ.

Coccus Caricæ, *Fabr. Ent. Syst.* iv. 225, 8. *Syst. Rhyn.* 308, 9.
Fonscol. Ann. Soc. Ent. Fr. iii. 205, 4, pl. 3, A. f. 4.

Coccus Ficus-Caricæ, *Enc. Méth. Ins. Bernard, Mém. Fig. Acad.*
Marseille, 1773, 89, pl. 1, f. 14—21.

France.

50. LECANIUM? DIOSMATIS.

Coccus Diosmatis, *Modeer, Act. Gothenb.* i. 21, 11. *Gmel. Ed.*
Syst. Nat. i. 4, 2221, 40.

Cape.

51. LECANIUM? UVA.

Coccus Uva, *Modeer, Act. Gothenb.* i. 32, 30. *Gmel. Ed. Syst.*
Nat. i. 4, 2222, 42.

Sweden.

52. LECANIUM? ABIETIS.

Coccus Abietis, *Modeer, Act. Gothenb.* i. 27, 20. *Geoff. Ins. Par.* i. 507, 7. *Gmel. Ed. Syst. Nat.* i. 4, 2221, 32. *Schrank, Beytr. zur Naturg.* 485.

Coccus Arborum, *Schrank, Ins. Austr.* 585.

Coccus Pineti, *Schrank, Faun. Boic.* ii. 1, 146, 1269.

Europe.

53. LECANIUM? SPURIUM.

Coccus spurius, *Modeer, Act. Gothenb.* i. 43, 32. *Gmel. Ed. Syst. Nat.* i. 4, 2222, 43.

Sweden.

54. LECANIUM? ATERRIMUM.

Calypticus aterrimus, *Costa, Faun. Regn. Nap. Gallinsetti*, ii. 4.

Naples.

55. LECANIUM? RADIATUM.

Calypticus radiatus, *Costa, Faun. Regn. Nap. Gallinsetti*, 12, 4 bis.

Naples.

56. LECANIUM? TESTUDINEUM.

Calypticus testudineus, *Costa, Faun. Regn. Nap. Gallinsetti*, 12, 5.
Group 2. Polyaspidea.

Naples.

57. LECANIUM? FASCIATUM.

Calypticus fasciatus, *Costa, Faun. Regn. Nap. Gallinsetti*, 14, 6.

Naples.

58. LECANIUM COFFEEÆ?

Ferrugineum, depressum, squamiforme, subrotundum, transversè sulcatum.

Ferruginous, flat, scale-like, almost round, with transverse ridges. Length of the body 1 line.

a—ff. Ceylon. Presented by Prof. Goodsir.

Destroys the Coffee Plantations in Ceylon.

59. LECANIUM CAPENSE.

Piceum, transversum, conchiforme, transversè striatum.

Conchiform, pitchy, a little broader than long, with transverse striæ, which are parallel to the broader side. Breadth 1 line.

a. Algoa Bay. Above 200 specimens on bark. Presented by Dr. Pereira.

60. LECANIUM AUSTRALE.

Rufum, ellipticum, transversè rugosum.

Red, elliptical, transversely rugose. Length of the body $1\frac{1}{2}$ line.

a. Van Diemen's Land. Presented by the Rev. T. Ewing.

61. LECANIUM ——— ?

a—c. ——— ?

Genus 3. COCCUS.

Coccus, Linn., Fabr., Modeer, Réaum., Deg., Geoff. Schrank, Shaw, Latr., Gmel., Kirby & Spence, Burm., Bouché.

Diaprostocetus, p., Costa, olim.

Dactylopius, p., Costa, Faun. Regn. Nap. Gallinsetti, 15.

Pseudococcus, Westw.

Trechorys, Curtis.

I. COCCUS CACTI.

Coccus Cacti, Linn. *Syst. Nat.* ii. 742, 22. *Modeer, Act. Gothenb.* i. 44, 33. *Brown, Jamaica*, 435. *Réaum. Ins.* iv. pl. 7, f. 11, 12. *Deg. Ins.* vi. 447, 1, pl. 80, f. 12, 14. *Act. Angl.* 1762. *Hernand. Mex.* 78. *Sloane, Jam.* ii. 153. *Præf.* pl. 9. *Petiv. Gazoph.* iii. pl. 1, f. 5. *Rausch, Hist. Nat. Coch.* pl. 1, f. 1—5. *Fabr. Sp. Ins.* ii. 395, 19. *Mant, Ins.* ii. 319, 24. *Ent. Syst.* iv. 227, 26. *Syst. Rhyn.* 311, 27. *Gmel. Ed. Syst. Nat.* i. 4, 2220, 22. *Shaw, Gen. Zool.* vi. 191, pl. 61. *Bartram, Trav. Carcl. and Florida.* *Richter, Tract. Phys. Coch.* 1701. *Melchior van Ruyscher, Nat. Hist. Coch.* 1729. *Breyonii, Hist. Nat. Coc.* 1739. *Bosc. Diss. Coch.* 1739. *Schulze, de Gran. Ker. et Coch.* *Cartheuser, Verm. Stucke, &c.* 1759. *Anderson, Letter on Coch. Ins.* 1773, 1775. *Asiatic Researches, Alzale, Mem. Coch.* 1795. *Jameson, Edin. New Phil. Journ.* iii. 3, 195. *Réaum. Ins.* iv. 88, pl. 7, f. 11—19. *Brandt v. Ratz. Med. Zool.* ii. 201, pl. 26, f. 6—12. *Thiery de Menonville de la Coch., &c.* 1787. *Humb. Political Essay, New Spain*, iii. 72, 79. *Burm. Handb. Ent.* ii. 1, 72, 1, pl. 2, f. 1. *l'Herminier, Ann. Soc. Ent. Fr.* vi. 507. *Audouin, Ann. Soc. Ent. Fr.* vi. 67, viii., x. 149. *Curtis, Bot. Mag. No. 6, New Series*, pl. 2742, f. 8, 11. *Bancroft, Perm. Colours*, i. 413. *Kirby & Spence, Intr. Ent.* i. 321.

a—d. St. John's Bluff, E. Florida. Presented by E. Doubleday, Esq.

2. COCCUS ADONIDUM.

Coccus Adonidum, Linn. *Syst. Nat.* i. 2, 740, 4. *Faun. Suec.* i. 1169. *Lederm. Microsc.* 1762, pl. 9. *Fabr. Sp. Ins.* ii. 393, 3. *Mant. Ins.* ii. 318, 4. *Ent. Syst.* iv. 224, 4. *Syst. Rhyn.* 307, 4. *Geoff. Ins. Par.* i. 511, 1. *Modeer, Act. Gothenb.* i. 48, 34. *Gmel. Ed. Syst. Nat.* i. 4, 2215, 4. *Shaw, Gen. Zool.* vi. 190. *Haworth, Ent. Trans.* i. 308. *Bouché, Schadl. Gart. Ins.* 51. *Burm. Handb. Ent.* ii. 1, 74, 2, pl. 2, f. 2.

Trechocorys Adonidum, *Curt. Ruricola, Gard. Chron.* (1843) iii. 443.

a—d. England. Presented by F. Walker, Esq.

3. COCCUS MANNIPARUS.

Coccus manniparus, *Ehrenberg, Sym. Phys.* i. pl. 10. *Chavannes, Bull. Soc. Sci. Nat. Cant. Vaud. Ann. Soc. Ent. Fr. 2me Série*, vi. 145, 3. *Burm. Handb. Ent.* ii. 1, 74, 3.

Mount Sinai.

4. COCCUS FRAXINI.

Coccus Fraxini, *Chavannes, Ann. Soc. Ent. Fr. 2me Série*, vi. 143.

South of Europe.

5. COCCUS LACCA.

Coccus lacca, *Kerr, Phil. Trans.* 1781, 374, f. a, b. *Norburg, Phil. Trans.* 1791, 1792, 229. *Brandt & Ratz. Med. Zool.* ii. 226, pl. 26, f. 13, 14. *Roxburgh, Chermes Lacca, Phil. Trans.* lxxxii. *Virey, Rech. Ins. Gomme-laque, Journ. Pharm.* 1810. *Lesser*, ii. 165. *Bancroft, Perm. Col.* ii. 20, 49. *Kirby & Spence. Intr. Ent.* i. 324. *Burm. Handb. Ent.* ii. 1, 75, 4.

Coccus ficus, *Fabr. Mant. Ins.* ii. 319, 7. *Ent. Syst.* iv. 225, 7. *Syst. Rhyn.* 308, 8. *Gmel. Ed. Syst. Nat.* i. 4, 2218, 23.

East Indies.

6. COCCUS PICRIDIS.

Coccus Picridis, *Fonscol. Ann. Soc. Ent. Fr.* iii. 201, 1, pl. 3, A, f. 1.

Coccus hirticornis, *Fonscol. Ann. Soc. Ent. Fr.* iii. 203, 2, pl. 3, A, f. 2, mas. ?

France.

7. COCCUS MAMILLARIÆ.

Coccus Mamillariæ, *Bouché, Ent. Zeit. Stett.* v. 293, 2.

Germany.

8. COCCUS LILIACEORUM.

Coccus liliaceorum, *Bouché, Ent. Zeit. Stett.* v. 293, 1.

Germany.

9. COCCUS TULIPARUM.

Coccus Tuliparum, *Bouché, Ent. Zeit. Stett.* v. 293, 2.
Germany.

10. COCCUS POTERII.

Coccus Poterii, *Raii, Hist. Plant.* i. 401. *Kirby & Spence, Intr. Ent.* i. 320.

England.

11. COCCUS ALCHIMILLÆ.

Coccus Alchimillæ? *Berger, de Alch. supina et Coc.* 1748.

12. COCCUS PSIDII.

Coccus Psidii, *Charannes, Bull. Soc. Sci. Nat. Cant. Vaud. Ann. Soc. Ent. Fr. 2me Série,* vi. 139, 1.

Brazil.

13. COCCUS CASSIÆ.

Coccus Cassiæ, *Charannes, Bull. Soc. Sci. Nat. Cant. Vaud. Ann. Soc. Ent. Fr. 2me Série,* vi. 141, 2.

Brazil.

14. COCCUS FARINOSUS.

Coccus farinosus, *Deg. Ins.* vi. 442, 3, pl. 38, f. 16, 17. *Modeer, Act. Gothenb.* i. 50, 38. *Gmel. Ed. Syst. Nat.* i. 4, 2220, 29.

Sweden.

15. COCCUS CAPENSIS.

Coccus capensis, *Linn. Syst. Nat.* ii. 740, 4. *Amæn. Acad.* vi. 401, 47. *Fabr. Mant. Ins.* ii. 318, 3. *Ent. Syst.* iv. 224, 3. *Syst. Rhyn.* 307, 3. *Modeer, Act. Gothenb.* i. 31, 28. *Gmel. Ed. Syst. Nat.* i. 4, 2215, 3.

Cape.

16. COCCUS VARIEGATUS.

Coccus variegatus, *Geoff. Ins. Par.* i. 508, 12. *Réaum. Ins.* iv. pl. 5, f. 3, a. *Gmel. Ed. Syst. Nat.* i. 4, 2221, 34. *Stew. El. Nat. Hist.* ii. 113. *Fonscol. Ann. Soc. Ent. Fr.* iii. 210, 9.

Europe.

17. COCCUS MESPILI.

Coccus Mespili, *Geoff. Ins. Par.* i. 508, 16. *Gmel. Ed. Syst. Nat.* i. 4, 2221, 36. *Stew. El. Nat. Hist.* ii. 113. *Oliv. Enc. Méth. Ins.*

Europe.

18. COCCUS QUERCUS.

Coccus Quercûs, *Modeer, Act. Gothenb.* i. 24, 18. *Geoff. Ins. Par.* i. 507, 11. *Réaum. Ins.* iv. pl. 5, f. 2. *Burm. Handb. Ent.* ii. 1, 71, 5.

Coccus fuscus, *Gmel. Ed. Syst. Nat.* i. 4, 2221, 33. *Stew. El. Nat. Hist.* ii. 113. *Audouin, Ann. Soc. Ent. Fr.* x. 145?

Var. ? *Coccus lanatus*, *Geoff. Ins. Par.* i. 508, 14. *Gmel. Ed. Syst. Nat.* i. 4, 2221, 35.

Eriosoma Quercûs ? *Sir Oswald Mosley, Gard. Chron.* i. 828.

a, b. England. Presented by F. Walker, Esq.

19. COCCUS LANIGER.

Coccus laniger, *Geoff. Ins. Par.* i. 512, 3. *Réaum. Ins.* iv. pl. 7, f. 1, 2, 6, 9. *Gmel. Ed. Syst. Nat.* i. 4, 2221, 39.

Europe.

20. COCCUS FRAGARIÆ.

Coccus Fragariæ, *S. G. Gmel. It.* i. 205, 312. *Phil. Trans.* 1765, 91, pl. 10. *Gmel. Ed. Syst. Nat.* i. 4, 2219, 24. *Stew. El. Nat. Hist.* ii. 113, *Turt. Syst. Nat.* ii. 715.

Coccus Potentillæ, *Meyer, Act. Soc. Priv. Boh.* iv. 152, 184.

Europe.

21. COCCUS? PHALARIDIS.

Coccus Phalaridis, *Linn. Syst. Nat.* ii. 742, 20. *Faun. Suec.* 1026.
Fabr. Sp. Ins. ii. 395, 15. *Mant. Ins.* ii. 319, 18. *Ent. Syst.*
 iv. 226, 20. *Syst. Rhyn.* 310, 21. *Modeer, Act. Gothenb.* i. 48.
 35. *Gmel. Ed. Syst. Nat.* i. 4, 2219, 20. *Berk. Syn.* i. 122.
Stew. El. Nat. Hist. ii. 113. *Turt. Hist. Nat.* ii. 714.

Coccus graminis, *Geoff. Ins. Par.* i. 512, 2, pl. 10, f. 15.

Coccus graminum? *Oliv. Enc. Méth.* pl. 120, f. 12.

Coccus Radicum graminis? *Fonscol. Ann. Soc. Ent. Fr.* iii. 212,
 12.

Europe.

22. COCCUS FIMBRIATUS.

Coccus fimbriatus, *Fonscol. Ann. Soc. Ent. Fr.* iii. 209, pl. 3, A.
 f. 7.

S. France.

23. COCCUS FESTUCÆ.

Coccus Festucæ, *Fonscol. Ann. Soc. Ent. Fr.* x. 216, 17, pl. 3, A.
 f. 9.

24. COCCUS? CLEMATIDIS.

Coccus clematidis, *Geoff. Ins. Par.* i. 506, 1. *Gmel. Ed. Syst. Nat.*
 i. 4, 2220, 30.

France.

25. COCCUS PRUNASTRI.

Coccus Prunastri, *Fonscol. Ann. Soc. Ent. Fr.* x. 211, 11.

S. France.

26. COCCUS? THYMI.

Coccus Thymi, *Schrank, Faun. Boic.* ii. 1, 146, 1268.

Bavaria.

27. COCCUS CRISPUS.

Coccus crispus, *Fonscol. Ann. Soc. Ent. Fr.* iii. 204, 3, pl. 3, A. f. 3.

S. France.

28. COCCUS SINENSIS.

Picea, elliptica; *dorsum lanugine alba densè vestitum*; *pedes ferruginei*.

Pitchy, elliptical, thickly covered above with white woolly matter: feelers submoniliform, slightly setaceous; the joints successively increasing in length: legs ferruginous, hairy. Length of the body 2 lines.

a, b. China. Presented by G. T. Lay, Esq.

29. COCCUS TUBERCULATUS.

Coccus tuberculatus, *Bouché, Nat. Gesch. Ins.* i. 18, pl. 1, f. 9—13. Germany.

30. COCCUS LARICIS.

Coccus Laricis, *Bouché, Nat. Gesch. Ins.* i, 22. Germany.

31. COCCUS CAUDATUS.

Mas. Gracilis, n igma, albo lanuginosa; *antennæ filiformes, corpore duplo longiores*; *abdominis setæ longissimæ*; *pedes setosi*; *alæ cinereæ*.

Male.—Black, slender, with a thick white covering: feelers filiform, bristly, about twice the length of the body: bristles of the abdomen about five times the length of the body: legs bristly: wings gray. Length of the body 3 lines; of the wings 4 lines.

a. Columbia. From Dr. Cuming's collection.

32. COCCUS FAGI.

Flava, elliptica, albo-farinosa.

Yellow, elliptical, covered with white powder. Length of the body 2 lines.

England.

Genus 4. PORPHYROPHORA.

Porphyrophora, *Brandt, Medic. Zool.* ii. 355.

Coccus, *Linn., Fabr., Frisch, Modeer, Geoffr., Schrank, &c.*

1. PORPHYROPHORA POLONICA.

Coccus Polonicus, *Linn. Syst. Nat.* ii. 741, 14. *Faun. Suec.* 1 ed. 720, 2 ed, 1023. *Fabr. Sp. Ins.* ii. 395, 20. *Mant. Ins.* ii. 319, 23. *Ent. Syst.* iv. 227, 25. *Syst. Rhyn.* 310, 26. *Müll. Fn. Frid.* 31, 301. *Modeer, Act. Gothenb.* i. 34, 21. *Geoff. Ins. Par.* i. 504, 1. *Breyn. Act. Acad. Nat. Cur.* iii. App. 5, 32. *Act. Phys. Med.* 6, 3, App. 5, pl. 1. *Camer. Epit.* 691. *Bauh. Pin.* 281. *Rupp. Jen.* 86. *Raii, Hist.* 186. *Bauh. Hist.* iii. 378. *Frisch, Ins.* v. 6, pl. 2. *Act. Ups.* 1742, pl. 1. *Réaum. Ins.* iv. 1, 14. *Gmel. Ed. Syst. Nat.* i. 4, 2218, 17. *Schrank, Faun. Boic.* ii. 1, 147, 1276. *Stew. El. Nat. Hist.* ii. 113. *Shaw, Gen. Zool.* vi. 194.

Dactylopius Polonicus, *Costa, Faun. Regn. Nap. Gallinsetti*, 17, 2. Poland.

2. PORPHYROPHORA HAMELII.

Porphyrophora Hamelii, *Brandt, Medic. Zool.* ii. 355, 1. *Mém. Acad. St. Petersb. Sc. Phys.* iii. 2, 60, pl. 2.

Porphyrophora armeniaca, *Burm. Handb. Ent.* ii. 1, 78, 1. Armenia.

Genus 5. CEROPLASTES.

Ceroplastes, *Gray, Spicilegia Zoologica*, 7.

1. CEROPLASTES CHILENSIS.

Ceroplastes chilensis, *Gray, Spicilegia Zoologica*, 7, pl. 3, f. 7.

a-g. Chili. Presented by J. E. Gray, Esq.

2. CEROPLASTES JANEIRENSIS.

Ceroplastes Janeirensis, Gray, *Spicilegia Zoologica*, 7, pl. 3, f. 6.

a—d. Rio Janeiro. Presented by J. E. Gray, Esq.

3. CEROPLASTES JAMAICENSIS.

Coccus (*Ceroplastes*) *Jamaicensis*, White, *Ann. Nat. Hist.* xvii. 333.

a—d. Jamaica. From Mr. Gosse's collection.

4. CEROPLASTES CERIFERUS.

Coccus ceriferus, *Fabr. Ent. Syst. Suppl.* 546, 27. *Syst. Rhyn.* 311, 28. *Chavannes, Bull. Soc. Sci. Nat. Cant. Vaud. Ann. Soc. Ent. Fr. 2me Série*, vi. 144, 1. *Anderson, Monogr. Cocci Ceriferi, Madras*, 1791. *Pearson, Trans. Phil.* 1794, 383. *Ann. de Chimie*, xxiii. 140. *Lemaire, Bull. de Ferus. Sc. Med. Journ. Pharm.* viii. ?

Madras.

5. CEROPLASTES CEREUS.

Coccus pe-lá, *Chavannes, Bull. Soc. Sci. Nat. Cant. Vaud. Ann. Soc. Ent. Fr. 2me Série*, vi. 145, 2. *Stanislas Julien, Comptendu Acad. Sci.* 1840. *Rozier Mém. ? Grosier's China*, i. 439. *Southey's Thalaba*, ii. 166. *Sir G. Staunton, Emb. China*, i. 400. *Kirby & Spence, Intr. Ent.* i. 327.

Coccus ——— ? *Davis, China, Asiat. Rech.* xiv. 182. *Chavannes, Bull. Soc. Sci. Nat. Cant. Vaud. Ann. Soc. Ent. Fr. 2me Série*, vi. 145, 4.

China.

6. CEROPLASTES AUSTRALIÆ.

Alba, depressa, subrotunda.

White, flat, almost round. Length 2 lines.

a—z. Sydney. Presented by Capt. Sir E. Home.

7. CEROPLASTES ———?

a—f. Guayquil. Presented by Capt. Belcher.

Genus 6. MARGARODES.

Margarodes, *Lansdown Guilding, Linn. Trans.* xvi. 118.

1. MARGARODES FORMICARUM.

Margarodes Formicarum, *Lansd. Guild. Linn. Trans.* xvi. 119, pl.
12. *Latr. Bull. Ferussac*, 1831.

West Indies.

Genus 7. ASPISARCUS.

Aspisarcus, *Newport*.

1. ASPISARCUS EUCALYPTI.

Aspisarcus Eucalypti, *Newport*.

a—c. New Holland, (300 miles from Port Philip). Presented by
Dr. D. MacLagan.

Genus 8. MONOPHLEBUS.

Monophlebus, *Leach, Latr.*

Chironomus, *p., Fabr.*

1. MONOPHLEBUS DUBIUS.

Chironomus dubius, *Fabr. Syst. Antl.* 46, 40.

Monophlebus Fabricii, *Westw. Arc. Ent.* i. 22, 1.

Sumatra.

2. MONOPHLEBUS ATRIPENNIS.

Monophlebus atripennis, *Klug, Handb.* ii. 80. *Westw. Arc. Ent.*
i. 22, 2.

a. East Indies. Presented by Capt. Parry.

b. East Indies. From Archdeacon Clerk's collection.

c. East Indies. From Mr. Sowerby's collection.

d—f. ———?

3. MONOPHLEBUS LEACHII.

Monophlebus Leachii, *Westw. Arc. Ent.* i. 22, 3, pl. 6, f. 1. *Zool. Journ.* ii. 20, 452.

Malabar.

4. MONOPHLEBUS BURMEISTERI.

Monophlebus Burmeisteri, *Westw. Arc. Ent.* i. 22, 4, pl. 6, f. 2. *Entomologist*, 146, 4.

5. MONOPHLEBUS SAUNDERSII.

Monophlebus Saundersii, *Westw. Arc. Ent.* i. 22, 5. *Entomologist*, 146, 5.

East Indies.

6. MONOPHLEBUS RADDONI.

Monophlebus Raddoni, *Westw. Arc. Ent.* i. 22, 6, pl. 6, f. 3. *Entomologist*, 146, 6.

West Africa.

7. MONOPHLEBUS ILLIGERI.

Monophlegus Illigeri, *Westw. Arc. Ent.* i. 227, pl. 6, f. 4. *Entomologist*, 146, 7.

Van Diemen's Land.

8. MONOPHLEBUS FUSCIPENNIS.

Monophlebus fuscipennis, *Burm. Handb. Ent.* ii. 1, 80, pl. 2, f. 4, 6. *Entomologist*, 146, 8.

Germany.

9. MONOPHLEBUS BRASILIENSIS.

Coccineus; antennæ fusæ; alæ nigræ, subrugosæ.

Bright red: feelers brown, red at the base, moniliform, clothed with whorls of hairs, longer than the body: wings black, finely

rugulose; veins bright red towards the base. Length of the body $1\frac{1}{2}$ line; of the wings 5 lines.

a—c. Parà. From Mr. Stevens' collection.

Genus 9. CALLIPAPPUS.

Callipappus, *Guérin, Rev. Zool.* 1841. *Amyot et Serv. Hist. Nat. Hém.* 619, 495.

1. CALLIPAPPUS WESTWOODII.

Callipappus Westwoodii, *Guérin, Rev. Zool.* 1841. *Amyot et Serv. Hist. Nat. Hém.* 620, 1.

a. West Australia. From Mr. Clifton's collection.

Genus 10. DORTHESIA.

Dorthesia, *Bosc, Journ. de Phys.* 1784, 171. *Latr., Léon Duf., Burm.*

Aphis, *Linn., Fabr., Frisch.*

Coccus, *Dorthes, Fabr., Panz.*

Cionops, *Leach.*

1. DORTHESIA URTICÆ.

Aphis Urticæ, *Linn. Syst. Nat.* i. 2, 736. 30. *Fabr. Sp. Ins.* ii. 387, 29. *Ent. Syst.* iv. 217, 35. *Frisch. Ins.* viii. 34, pl. 17. *Gmel. Ed. Syst. Nat.* i. 4, 2208, 30. *Turt. Syst. Nat.* ii. 70, 6. *Rossi, Faun. Etrusc.* 262, 1389.

Coccus characias, *Dorthes, Journ. de Phys.* 1785, 207, 11, pl. 1, f. 14—16. *Fabr. Syst. Rhyn.* 311, 29. *Oliv. Ent.* vi. 99, 9. *Leach, Edin. Enc.* i. 126. *Léon Duf. Hém.* pl. 9, 102.

Coccus dubius, *Fabr. Ent. Syst.* iv. 228, 27. *Panz. Faun. Ins. Germ.* xxxv. 21.

Dorthesia characias, *Bosc, Journ. Phys.* 1784, 171, pl. 1, f. 2—4. *Latr. Gen.* iii. 175, 1. *Duf. Rhyn.* 110, pl. 10, f. 102—109. *Kirby & Spence. Intr. Ent.* iii. 183. *Westw. Intr.* i. pl. 1, f. 8. *Blanch. Hist. Nat. Ins.* 212. *Amyot et Serv. Hist. Nat. Hém.* 624, 1, pl. 1, f. 8.

Aphis Urticata, *Stew. El. Nat. Hist.* ii. 110.

Dorthesia Urticæ, *Burm. Handb. Ent.* ii. 1, 76, 1.
Orthezia, *Amyot, Ann. Soc. Ent. Fr. 2me Sér.* v. 489, 544.
 a. Scotland. Presented by E. Doubleday, Esq.
 b—d. ———?

2. DORTHESIA FLOCCOSA.

Dorthesia floccosa, *Kirby & Spence, Intr. Ent.* iii. 183.
Coccus floccosus, *Deg. Ins.* vii. 604, pl. 44, f. 26.
 a, b. ———?

3. DORTHESIA CATAPHRACTA.

Coccus cataphractus, *Shaw, Nat. Misc.* v. pl. 182. *Gen. Zool.* vi.
 194, pl. 62. *Stew. El. Nat. Hist.* ii. 114. *Turt. Syst. Nat.* ii.
 714.
 England.

4. DORTHESIA CHITON.

Dorthesia Chiton, *Zett. Faun. Lapp.* i. 562, 5, 1.
 Lapland.

5. DORTHESIA AMERICANA.

Flava, elliptica, squamis albis tecta; antennis pedibusque ferrugineo-rufis; laminæ laterales et apicales breves.

Yellow, elliptical, enclosed in short white scales: feelers and legs reddish ferruginous. Length of the body $1\frac{1}{2}$ line.

a. North America. Presented by the Earl of Derby.

Genus 11. ALEYRODES.

Aleyrodes, *Latr., Leach, Kirby, Hartig, Germ. Ent. Zeit.* iii. 371,
 pl. 1, f. 30, 31. *Amyot et Serv.*
Phalæna-Tinea, p., *Linn.*
Phalæna, p., *Geoff.*
Aleurodes, *Burm.*

1. ALEYRODES PROLETELLA.

Phalæna-Tinea proletella, *Linn. Syst. Nat.* 889, 374. *Réaum. Ins.* ii. 302, pl. 25, f. 1—7. *Geoff. Ins.* ii. 172, 126. *Ræm. Gen.* i. pl. 23, f. 18. *Stew. El. Nat. Hist.* ii. 199.

Aleyrodes Chelidonii, *Latr. Gen.* iii. 174, 1. *Leach, Edin. Enc.* ix. 126. *Tign. Hist. Nat. Ins.* 232, pl. 5, f. 2. *Kirby & Spence, Intr. Ent.* iii. 80, 261. *Burm. Handb. Ent.* 83, 1, pl. 1, f. 1, pl. 2, f. 7. *Hart. Z.*, 371, pl. f. *Blanch. Hist. Nat. Ins.* 211. *Amyot et Serv. Hist. Nat. Hém.* 617.

Aleurodes, *Amyot, Ann. Soc. Ent. Fr. 2me Série.* v. 454, 510.

Swarms on the Celandine till near the end of November. When wingless it is yellow, bordered with whitish yellow, and usually surrounded with white cottony matter: the eyes are dark red. The eggs are spindle-shaped, yellow, and shining.

a. England. Presented by F. Walker, Esq.

2. ALEYRODES BRASSICÆ.

Aleyrodes Brassicæ, *Foerster, MSS.*

Perhaps a variety of *A. Chelidonii*. It differs from *A. Fragariæ* in having two spots instead of one on each wing, and its pupa is more round, and of a bright yellow colour, whereas that of *A. Fragariæ* is pale green. On the Cabbage, during nearly the whole year.

a—d. England. Presented by F. Walker, Esq.

3. ALEYRODES FRAGARIÆ.

Appears in myriads on the Strawberry, in the beginning of July, sometimes covering the whole underside of each leaf. The young larvæ stand upright, or on one end, beneath the leaves.

a—d. England. Presented by F. Walker, Esq.

4. ALEYRODES LONICERÆ.

On *Lonicera Periclymenum*. Yellow: head and thorax gray: the fore-wings white, with a dark spot on each. Pupa white, pale yellow beneath, and on the disk above.

a, b. England. Presented by F. Walker, Esq.

The Aleyrodes of the oak, the chestnut, the walnut, the ash, the sycamore, the hazel, the currant, the bramble, *Lythrum Salicaria*, &c., probably belong to one or other of the preceding species, and in the pupa state may be mistaken for *Lecanium*.

5. ALEYRODES PHILLYREÆ.

Aleyrodes Phillyreæ, *Haliday, Ent. Mag.* ii. 119.

Feeds on *Phillyrea*, and on different species of *Cratægus*, *Mespilus*, and *Pyrus*. The pupa is green, with a broad brown stripe on the disk; the fly is yellow, with white wings. It is the prey of *Agromyza ornata*, of a *Scymnus*, and of a *Coccophagus*. The male (?) is smaller than the female, and has a brighter yellow chest.

a—z. England. Presented by F. Walker, Esq.

6. ALEYRODES CORNI.

Aleyrodes Corni, *Haldeman, Amer. Journ. Sci. and Art, 2nd Series*, ix. No. 25, 1850, 109.

United States.

7. ALEYRODES ABUTILONEA.

Aleyrodes Abutilonea, *Haldeman, Amer. Journ. Sci. and Art, 2nd Series*, ix. No. 25, 1850, 108.

United States.

8. ALEYRODES COCOIS.

Aleyrodes Coccois, *Curtis, Ruricola, Gard. Chron.* (1846) vi. 284.
Barbadoes.

Order III. PHYSAPODA.

(COMPILED FROM MR. HALIDAY'S MSS.)

Physapoda, *Dum. Zool. Anal.* 269. *Haliday.*Thysanoptera, *Haliday, Ent. Mag.* iii. 439.Dermaptera—Orthoptera, p., *DeLaporte.*Thripsites, *Newman.*Thrypsinæ, *Blanch.*Malacoptera, *Brullé.*Physopoda, *Burm., Amyot et Serv.*

Os inferum—scilicet—haustellum (coriaceum aut fere membranaceum) maxillis latis adpressis, mandibulis setaceis in lingua curva basi dilatata inclusis, (connexis siphona bivalvem fingentibus): palpis 4: tarsi biarticulati, apice vesiculosi, exungues: alæ 4 subæquales (explicatæ, lineares, ciliatæ, parce venosæ, haud raro abbreviatæ aut deficientes, et maxime in *maribus*): antennæ pauciparticulatæ: [prothorax mediocris, dissitus].

Victus e succis plantarum.

Rachis nodis coarctatis subquaternis (et chorda simplici?): Salivaria folliculiformia? receptaculis bis geminis conformibus? ductibus filiformibus: intestinum corpore sesquiplo seu duplo longius, flexuosum; proventriculo membranaceo, cæcis nullis: intestina tenue perbreve: vasa hepatica 4, seorsum inserta in verticillo, apice libera. *Mas*: testes unicapsulares, folliculiformes. *Fæm.* ovaria digitata thecis 4 multilocularibus: tracheæ tubulosæ tantum.

Metamorphosis incompleta, per duas ætates intermedias progrediens, scilicet:—

Propupa et pupa, asitophaga, tardigrada.

Larva oculorum lenticulis paucis dissitis.

Terebra fœminis

- nulla: Fam. 1. TUBULIFERA.
 ocelli
 tres, anticus distans Gen. 1. IDOLOTHRIPS.
 tres, æquidistantes (aut obsoleti) ,, 2. PHLÆOTHRIPS.
 quadrivalvis acuta: Fam. 2. TEREBRANTIA.
 incurva Tr. 1. STENOPTERA.
 antennæ apice
 capillacæ Gen. 3. HELIOTHRIPS.
 stylatæ: abdomen
 tomentosum ,, 4. SERICOTHRIPS.
 subnudum ,, 5. THRIPS.
 antennæ apicula
 connata Sub-gen. 1. APTINOTHRIPS.
 discreta; prothorax apice
 valde angustatus ,, 3. CHIOTHRIPS.
 parum attenuatus:
 abdomen dorso
 efoveolatum ,, 2. LIMOTHRIPS.
 seriatim foveolatum
 apicula pro ratione
 articuli 6ti
 brevis ,, 4. THRIPS.
 elongata ,, 5. BELOTHRIPS.
 antennæ recurva; Tr. 2. COLEOPTRATA.
 articulis 9 discretis Gen. 6. MELANTHRIPS.
 articulis 5 citra apiculam: ... ,, 7. ÆOLOTHRIPS.
 alæ completæ Sub-gen. 1. COLEOTHRIPS.
 alarum rudimenta tantum ,, 2. ÆLEOTHRIPS.

Fam. I. TUBULIFERA.

Tubulifera, *Haliday, Ent. Mag.* iii. 441. *Burm., Amyot et Serv.*

Abdomen segmento ultimo tubuloso in *mare* et *fœm.*: terebra *fœm.* nulla: coxæ distantes, subglobosæ, subexertæ: alæ aveniæ fere et membranacæ, undique longe ciliatæ, cruciatio-incumbentes: (mandibulæ recurvæ, longius exerendæ): antennæ 8-articulatæ. Ambulant lente, nec *saltitant*.

Palpi maxillares 2-articulati, articulo 1mo perbrevis, labiales 6-articulati: femora antica basi sinu trochanterem cohibentia. *Mares* segmento ventrali penultimo apice convexiore distinguendi. Intestinum corpore fere sesquiplo longius: proventriculus pyriformis ab

ingluvie incisura profunda discretus, a duodeno alvei tenuis ore distans: intestinum tenue diametro vix longius: adeps in corpore acinis sanguineis conglomeratis plus minus commixtus: vasa hepatica obscure rufescentia. *Mas*: vesiculis tenuibus binis paribus, totidem imparibus.

Ovum subcylindricum rectum.

Larva antennis 7-articulatis, maxillis parallelis, mandibulis prælongis.

Propupa antennis divaricatis obtusis.

Pupa antennis ad latera capitis reflexis et adglutinatis.

Obs.—Quæ de structura interna et metamorphosi supra allata sunt a *Phlæothripibus* ducta sunt, utraque de altero genere incognita.

Genus 1. IDOLOTHRIPS.

Idolothrips, *Hal. MSS.*

Ocellus anterior remotus ab basi antennarum: haustellum basim prosterni attingens: palpi labiales papilliformes: alæ anticæ vena unica obsolete dimidiata, aut abbreviata. [Caput longissimum teres: abdomen excavatum].

Antennæ graciles, thoracis latitudinem triplo aut quadruplo superantes: palpi labiales papilliformes: prothorax inæqualis tuberculatus: metatarsi inermes. Statura procera, ut in hac familia; trilinearis et ultra.

A. Abdomen segmentis posterioribus tam longitudinis quam latitudinis ratione decrescentibus, lateribus fere muticum.

1. IDOLOTHRIPS MARGINATA.

Nigra: abdominis maculis lateralibus thoracisque punctis sanguineis: antennis albidis, articulis apice, interioribus et extremis totis, nigris: pedibus pallide ferrugineis fusco-cingulatis, femoribus anticis nigris, vel basi plaga sanguinea.

New Holland.

AA. Abdomen longissimum, segmentis penultimis oblongis, lateribus denticulatum, tubulo basi gibbulo et muricato.

Obs.—Discrimen fore sexus suspicor, ideoque nos pro *masculis*, prioris sectionis pro *fæminis*, accipio, haud absque dubio. Variantur utroque colore perparum.

2. IDOLOTHRIPS SPECTRUM.

Abdominis lateribus valide 7-dentatis, denticulis spinâ, 3tio et 4to seta tantum, terminatis; segmento penultimo gibbere apicali bispinoso: maxima quam vidi in hoc genere, ideoque inter *Physapoda* facile princeps. Long. 4 lin. et ultra.

New Holland.

3. IDOLOTHRIPS LACERTINA.

Abdominis lateribus subtilius denticulatis, denticulis intermediis pluribus muticis, segmento penultimo apice biseto. Præcedente fere duplo minor. Long. 3 lin.

New Holland.

Genus 2. PHLÆOTHRIPS.

Phlæothrips, *Hal. Ent. Mag.* iii. 441. *Burm.*

Thrips, *Deg., Fabr., Geoff., Dufour.*

Phlæothrips, Hoplothrips, et Haplothrips, *Amyot et Serv.*

Ocelli tres æquidistantes, in alatis saltem: haustellum inter coxas anticas subdeflexum: palpi labiales ovati: alæ anticæ vena unica nonnisi inchoata (vel abbreviatæ aut nullæ). [Caput oblongum depressum: abdomen depressum].

Antennæ thoracis latitudinem haud multum superantes: palpi labiales subovati: prothorax foveolatus: abdomen lateribus muticum: pedes breves; femora antica plerumque valde incrassata et metatarsus denticulo instructus.

Degunt in floribus aliæ, aliæ sub arborum cortice gregariæ.

A. Alæ et ocelli desunt.

APTERÆ.

Obs.—An alatæ inter has quoque obviæ sint nescio: conferenda *Phl. pedicularia*, No. 2.

1. PHLÆOTHRIPS TRISTIS.

Nigra nitida, antennarum articulo 3tio albido, metatarso mutico.
Long. 1 lin.

A A. Rudimenta alarum adsunt et ocelli, at nonnunquam utraque deficient, [tarsi antichi dentati et femora valde incrassata, in mare vero præsertim]: alatae tamen obviae sunt numero pauciores, et *fæminæ* omnes, spes coloniae.

HETEROPTERÆ.

2. PHLÆOTHRIPS PEDICULARIA.

Phlæothrips pedicularia, *Hal. Ent. Mag.* iii. 441, 1.

Phlæothrips flavipes, *Hal. Ent. Mag.* iii. 442, 4. *Burm. Handb. Ent.* ii. 408, 4.

Hoplothrips flavipes, *Amyot et Serv. Hist. Nat. Hém.* 640, 3.

Fusco-castanea, capite abdominis apice antennarum articulis plerisque basi pedibusque ferrugineis; ocellis et alis obsoletis, oculis exiguis. *Mas* perbrevis, femoribus anticis latioribus capite, denticulo metatarsi crasso conico, *fæm.* denticulo tenuiore. Tum *fæm.* fusco-picea, abdominis apice antennarum articulis intermediis basi pedibusque nisi basi ferrugineis, alis completis aut abbreviatis. Long. *fæm.* 1 lin., *mar.* $\frac{3}{4}$ lin.

Larva roseo-incarnata.

Hab. Sub cortice *Sorbi Aucupariæ.*

3. PHLÆOTHRIPS ULMI.

Thrips Ulmi, *Fabr. Sp. Ins.* ii. 396, 3. *Mant. Ins.* ii. 320, 3. *Ent. Syst.* iv. 229, 3. *Syst. Rhyn.* 313, 5. *Gmel. Ed. Syst. Nat.* i. 4, 2223, 6.

Thrips, &c., *Geoff. Ins. Par.* i. 384, 1, pl. 7, f. 6.

Thrips corticis, *Deg. Ins.* iii. 11, 3, pl. 1, f. 8—13.

Phlæothrips Ulmi, *Hal. Ent. Mag.* iii. 441, 3, iv. 145. *Burm. Handb. Ent.* ii. 409, 3.

Hoplothrips corticis, *Amyot et Serv. Hist. Nat. Hém.* 640, 2.

Subaptera, nigro-picea pectore dilutius piceo, antennarum articulo 3tio toto sequentibus basi pallide flavis, tibiis basi et apice anticis totis tarsisque ferrugineis, ♂, ♀. Tum *fæm.* alata, alis anticis extus lævissime flavicantibus.

Larva depressa alba, capite antennis prothoracis maculâ bilobâ et abdominis apice nigris.

Hab. Sub cortice arborum exsiccato, presertim *Ulmi*, gregaria.

Long. *fæm.* $1\frac{1}{2}$ lin., *mar.* 1 lin.

a. England. Presented by F. Walker, Esq.

4. PHLÆOTHRIPS PINI.

Phlæothrips Pini, *Hal. Ent. Mag.* iv. 145.

Thrips aptera, *Duf. Ann. Sci. Nat.* 1839, xi. 322.

Subaptera, nigro-picea pectore dilutius piceo, antennarum articulo 3o toto, sequentibus basi pallide flavis, tibiis basi apiceque anticis totis tarsisque ferrugineis, ♂, ♀. Tum *fæm.* alata, alis extorsum infumatis.

Larva elongata, incarnata, abdominis apice et antennis dilutius nigricantibus.

Hab. Sub cortice arborum emortuarum, et præcipue *Pini sylvestris*, gregaria. Long. *fæm.* $1\frac{2}{3}$ lin.

Præcedenti simillima, modò longior : alata læviore opere dignoscenda.

A A A. Alatæ in utroque sexu.

MACROPTERÆ.

a. Metatarsus anticus indentatus in *mare* et *fæm.*

5. PHLÆOTHRIPS STATICES.

Phlæothrips statices, *Hal. Ent. Mag.* iii. 443, 5. *Burm. Handb. Ent.* ii. 409, 5.

Hoplothrips statices, *Amyot et Serv. Hist. Nat. Hém.* 640, 4.

Nigra, antennarum articulo 3tio et tarsis anticis cum apice tibie fusco-piceis, alis fusco ciliatis. *Mas* : pedibus anticis prevalidis metatarsi denticulo conspicuo. *Fæm.* denticulo minutissimo. Long. *fæm.* vix 1 lin. *mar.* $1\frac{3}{4}$ lin.

Larva sanguinea, capite antennis abdomine postice et pedibus nigricantibus.

Hab. In capitulis *Armerie maritimæ* frequens, etiam in corymbis *Chrysanthemi leucanthemi*. Forsan itaque *Thrips leucanthemi* et *brachiata*, Schranck, eadem sp. *fæm.* et *mas*.

a a. Metatarsus anticus muticus (in fœminis?).

6. PHLÆOTHRIPS SUBTILISSIMA.

Nigra, antennarum flagello nisi apice tarsisque pallide ferrugineis, tibiis anticis nisi basi ferrugineis, alis subhyalinis; *fœm.*^p

Hab. Sub cortice, sat agilis; in gallis Quercûs, F. W.

Præcedenti æqualis satis distincta. Caput antice magis rotundato-attenuatum, postice tantum subtilissime transversim aciculatum, inter oculos lævissimum: antennæ medio haud crassiores: alæ dimidio interiore lævius flavicante ciliis vix fuscis nisi cum congesta visantur. Tubus analis paulo brevior videtur. Long. $\frac{2}{3}$ — $\frac{3}{4}$ lin.

a. England. Presented by F. Walker, Esq.

7. PHLÆOTHRIPS ALBIPENNIS.

Phlæothrips albipennis, *Burm. Handb. Ent.* ii. 410, 6.

Phlæothrips aculeata, *Hal. Ent. Mag.* iii. 441, 2.

Haplothrips albipennis, *Amyot et Serv. Hist. Nat. Hém.* 640, 1.

Nigra, antennarum articulis 3tio et 4to totis 2do et 5to basi tibiis apice anticis totis tarsisque pallidis, corporis setis fuscis, femoribus subæqualibus; *fœm.* Long. *fœm.* $1\frac{1}{2}$ lin.

“*Hab.* In floribus *Valerianæ dioicæ* frequens,” *Burm. l. c.*

* *Alatæ* de quibus hæreo annon referendæ forent ad *Heteropterarum* sectionem.

8. PHLÆOTHRIPS CORIACEA.

Phlæothrips coriacea, *Hal. Ent. Mag.* iii. 443, 6. *Burm. Handb.*

Ent. ii. 410, 7. *Amyot et Serv. Hist. Nat. Hém.* 640, 1.

Piceo-nigra, antennarum articulo 3tio toto sequentibus basi pallidis, tibiis basi apiceque anticis totis tarsisque ferrugineis, capite intricatim ruguloso, pone oculos parum rotundato-dilatato et muricato, femoribus anticis incrassatis, denticulo metatarsi manifesto; *fœm.* Long. $1\frac{1}{3}$ lin.

9. PHLÆOTHRIPS ANNULICORNIS.

Phlæothrips annulicornis, *Hal. Ent. Mag.* iii. 443, 7. *Burm. Handb. Ent.* ii. 410, 8. *Amyot et Serv. Hist. Nat. Hém.* 640, 2.

Piceo-nigra; antennarum articulis intermediis basi tibiis anticis tarsisque ferrugineis; capite transversim aciculato, ponè oculos parum dilatato; femoribus anticis incrassatis, denticulo metatarsi manifesto, *fæm.*? Long. 1 lin.

Fam. 2. TEREBRANTIA.

Terebrantia, *Hal. Ent. Mag.* iii. 443. *Burm., Amyot et Serv.*

Terebra fœminis compressa acuta quadrivalvis, in rima ventrali segmentorum penultimi et ultimi recondita: alæ anticæ firmiores; venis, præter ambitum, duabus parallelis elongatis, et axillari brevi obliqua, juxtapositæ suturâ rectâ: mandibulæ labium vix superantes: saltant abdomine repercusso.

Antennæ pro typo 9-articulatæ at multiformes: palpi maxillares 3-articulati: terebræ valvulæ exteriores margine supero, interiores infero, denticulato: junctura femorum cum coxis simplex, rectilinearis: coxæ posticæ approximatae; anticæ exsertæ, subcylindricæ, obliquæ conniventes (nisi in *Heliothripe*).

Tribe 1. STENOPTERA.

Stenoptera, *Burm. Handb. Ent.* ii. *Amyot et Serv.*
Stenelytra, *Hal. Ent. Mag.* iii. 443.

Antennæ articulis 6 discretis et apicula attenuata (plerumque biarticulata): hemelytra vix coriacea, conjunctim abdomine angustiora, subacuta undique ciliata, venis transversis nullis: terebra *fæm.* decurva.

Antennæ apicula nonnunquam articulis indiscretis, varius altero adjecto, aut apicula cum articulo 6to connata: palpi teretes subrecti, articulis subæqualibus, segmenta quæ terebram recipiunt hujus ambitum servant.

Genus 3. HELIOTHIRIPS.

Heliothrips, *Hal. Ent. Mag.* iii. 443, 1. *Burm., Amyot et Serv.*
Thrips, *Bouché.*

Antennæ apice capillaceæ : coxæ anticæ distantes subglobosæ : hemelytra nisi basi valde attenuata : vena anteriore costam autem medium appetente : corporis pagina supina concinne reticulata.

Antennæ apicula elongata setacea 3-articulata : colli junctura incisa.

1. HELIOTHIRIPS HÆMORRHOIDALIS.

Heliothrips hæmorrhoidalis, *Burm. Handb. Ent.* ii. 412. *Amyot et Serv. Hist. Nat. Hém.* 641. *Hal.*

Thrips hæmorrhoidalis, *Bouché, Schadl. Garten Ins.* 42.

Heliothrips Adonidum, *Hal. Ent. Mag.* iii. 443.

Fusca, abdominis apice ferrugineo ; antennis albidis basi fuscis, apice nigris ; pedibus albidis. Long. $\frac{2}{3}$ — $\frac{3}{4}$ lin.

Hab. In vaporariis Europæ, sub foliis *Malvacearum*, &c. ; exitiosa hospitatur.

a—d. England. Presented by F. Walker, Esq.

Genus 4. SERICOTHRIPS.

Sericothrips, *Hal. Ent. Mag.* iii. 444. *Burm., Amyot et Serv.*

Antennæ apicula brevi : hemelytra vena utraque fere in apicem excurrente ; (vel sæpius alarum rudimenta tantum) : abdomen tomentosum, segmento extremo in utroque sexu conico-attenuato.

Thorax et caput opaca quasi carbonacea : alæ (posticæ) tenuissimæ, lobo axillari dilatato. *Mas* lacinia obtusa subapice abdominis parum prominula distingui potest : intestinum tenue basi in utriculum pro recipiendis vasis hepaticis ampliatum : quoad cætera differt non multum a structura *Thripis.*

1. SERICOTHRIPS STAPHYLINUS.

Sericothrips staphylinus, *Hal. Ent. Mag.* iii. 444. *Burm. Handb. Ent.* 413. *Amyot et Serv. Hist. Nat. Hém.* 641.

Subaptera, *Mas* et *Fœm.* abdominis dorso subtilissime seriatim ciliato.

Nigra; capite thoraceque opacis, scutello albomicante, abdomine sericeo; antennæ articulo 2^{ndo} et 3^{tio} pedesque pallide ferruginei, femoribus basi fuscis; alarum rudimenta alba, radice nigricante. Long. $\frac{1}{2}$ lin.

Hab. In floribus *Ulicis*, agillime cursitans et saltitans.

Fœminæ perfecte alatae, hemelytris nigricantibus basi albidis, abdomine vix ciliato, occurrunt rarius cum subapteris commixtae; ut in pluribus speciebus e genere *Phlæothripe*.

a—d. England. Presented by F. Walker, Esq.

Genus 5. THRIPS.

Thrips, *Hal. Ent. Mag.* iii. 444, iv. *Burm.*

Thrips, p., *Linn.*, *Fabr.*, *Deg.*, *Müll.*, *Geoffr.*, *Schrank*, *Gmel.*, *Shaw*, *Latr.*, *Kirby*.

Thrips, *Physapus*, et *Odontothrips*, *Amyot et Serv.*

Abdomen læviusculum, subglabrum aut seriatim foveolatum, et ciliatum: abdominis segmentum extremum ♂ brevius et obtusius quam ♀: hemelytra alis parum latiores, vena utraque in apicem fere excurrente, vel alæ abbreviatæ aut nullæ.

Intestinum corpore fere duplo longius folliculis et stricturis non tam enunciatis: proventriculus ab alveo vix discretus: intestinum tenue diametro multiplo longior. *Mas* vesiculis geminis tantum, brevioribus, strictis: ovum læviter curvatum (phaseoliforme): larva antennis 4-articulatis citra apiculam biarticulatam: pupa antennis porrectis divaricatis: pupa antennis supra verticem reflexis parallelis.

Antennæ apicula	<i>Subgenus.</i>
counata	1. APTINOTHRIPS.
discreta: Prothorax antice	
valde angustatus	3. CHIROTTHRIPS.
parum angustatus:	
Abdomen dorso	
efoveolatum	2. LIMOTHRIPS.
seriatim foveolatum:	
Antennæ apicula pro ratione articu-	
li 6ti	
brevis	4. THRIPS.
elongata	5. BELOTTHRIPS.

Subgenus 1. APTINOTHRIPS.

Aptinotrips, *Hal. Ent. Mag.* iii. 445.

Antennæ articulo 6to longiore apice attenuato-exannulato: ocelli nulli: corpus lineare glabrum, abdominis dorso efoveolato: alarum ne minimo quidem vestigio.

1. APTINOTHRIPS RUFÆ.

Thrips Apt. rufa, *Hal. Ent. Mag.* iii. 446, 4.

Thrips rufa, (*Gleichen, Neuestes im Reich der Pflanz.* pl. 16, f. 6, 7).
Gmel. Ed. Syst. Nat. i. 4, 2224, 10.

Ferruginea, oculis et rostri apice fuscis *fœm.*: pallide flava, abdomine glandulis geminis croceis perlucetibus, segmento penultimo ante apicem medium bispinoso *mas.* Long. *fœm.* $\frac{2}{3}$ — $\frac{3}{4}$ lin.

Hab. In gramine et cerealibus.

a. England. Presented by F. Walker, Esq.

“My brief description of *Aptinotrips rufa*, induced Burmeister to set it down as a larva without doubt: but rashly, for the exarticulate apex of the antennæ is no indication of this state, as he seems to infer. It is a perfect insect with compound eyes, smooth coriaceous integuments, connected segments of pterothorax and prominent

humeral angles and a perfect ovipositor. For the greater certainty I took pains to trace its history, and have reared it from the larva, which I have figured, as well as the propupa and pupa. For a long time, indeed, I sought the other sex in vain, and was almost induced to fancy that like *Cynips*, the insect might be unisexual. But remembering that at some seasons females only occur of *Limothrips*, I did not give up the search, and guided by that indication I at last, at the season of hay-harvest, discovered the male, though excessively rare, I may say not a single one to several hundreds of the female. Amyot has gone farther, for while he follows Burmeister in this, he treats as a larva *Phlæothrips pedicularia* also, the development of which Burmeister had recognized."—*Haliday, MSS.*

2. APTINOTHRIPS NITIDULA.

Thrips Apt. nitidula, *Hal. Ent. Mag.* iii. 446, 5.

Fusco-ferruginea, abdominis incisuris fuscis. Long. $\frac{1}{2}$ lin.

Hab. In plantis maritimis (*Plantagine maritima* ?)

a. England. Presented by F. Walker, Esq.

Subgenus 2. LIMOTHRIPS.

Limothrips, *Hal. Ent. Mag.* iii. 444. *Burm., Amyot et Serr.*

Antenna apicula discreta brevi biarticulata: prothorax apice parum attenuatus: abdomen dorso efoveolatum, segmento *fæm.* extremo biglumi: ocelli 3: frons inter oculos impressa: *mares* apteri (an semper?), abdominis lateribus appendiculatis ante apicem.

1. LIMOTHRIPS CEREALIMUM.

Thrips L. cerealium, *Hal. Ent. Mag.* iii. 445, 3. *Burm. Handb. Ent.* ii. 414, 4.

Thrips physapus, *Kirby, Linn. Trans.* iii. 242. *Vassali-Eandi. Mém. Acad. Turin.* xvi. lxxvi.

Limothrips physapus, *Amyot et Serv. Hist. Nat. Hém.* 642.

Long. *fæm.* $\frac{3}{4}$ lin. et ultra, *mar.* $\frac{1}{2}$ — $\frac{2}{3}$ lin.

a—d. England. Presented by F. Walker, Esq.

2. LIMOTHRIPS DENTICORNIS.

Thrips L. denticornis, *Hal. Ent. Mag.* iii. 445, 2.

Limothrips denticornis, *Burm. Handb. Ent.* ii. 414, 3. *Amyot et Serv. Hist. Nat. Hém.* 642, 1.

Antennarum articulo 3tio trigono acuminato; nigra, antennarum medio, tibiis anticis, dempta basi, tarsisque fusco pallidis; hemelytris fuscis basi pallescentibus; abdominis apice 6-spinoso: *fœm.* Long. $\frac{3}{4}$ —1 lin.

Subgenus 3. CHIROTHRIPS.

Chirothrips, *Hal. Ent. Mag.* iii. 444. *Burm., Amyot et Serv.*

Antennæ articulo 2ndo acuminato, apicula brevi biarticulata: ocelli 3: caput parvum: prothorax magnus antice valde attenuatus: pedes antici præcrassi.

Alæ abdomen superantes.

1. CHIROTHRIPS MANICATA.

Thrips C. manicata, *Hal. Ent. Mag.* iii. 444.

Chirothrips manicata, *Burm. Handb. Ent.* ii. 413, 1. *Amyot et Serv. Hist. Hém.* 642, 1.

Chirothrips longipennis, *Burm. Handb. Ent.* ii. 413, 2. *Amyot et Serv. Hist. Nat. Hém.* 642, 2.

Picea, antennarum medio tarsisque fusco pallidis, hemelytris fuscis (antennarum articulo 2ndo dilatato acuminato). Long. $\frac{1}{2}$ — $\frac{2}{3}$ lin.

Subgenus 4. THRIPS.

Thrips, *Hal. Ent. Mag.* iii. 446. *Burm. Amyot et Serv.*

Antennæ apicula discreta brevi biarticulata, rarius articulo adjecto sæpe utroque indiscreto: ocelli 3: prothorax antrorsum parum attenuatus: abdomen seriatim foveolatum nonnunquam et verticillato-ciliatum, segmento extremo mutico.

Thorax	Sectiones.
glaber	1. GYMNOPTERÆ.
pilis perpaucis aspersus ; tibiæ anticæ apice intus dentatæ	2. EUDACTYLI.
muticæ ; alæ <i>fæminis</i> nullæ	7. BRACHYDERI.
abortivæ	6. MICROPTERÆ.
evolutæ ; tum <i>maribus</i> nullæ	5. HETEROGYNÆ.
abortivæ	4. NEOGAMI.
evolutæ	3. HOMOPTERÆ.

Section 1. GYMNOPTERÆ.

Prothorax omnino glaber : antennæ apicula 3-articulata : hemelytra venis glabris.

1. THRIPS OBSCURA.

Thrips obscura, Müll. *Zool. Dan. Prodr.* 1084. *Hal. Ent. Mag.* iii. 447, 8.

Physapus obscurus, Amyot et Serv. *Hist. Nat. Hém.* 643, 1.

Pallide ferruginea subcinerascens ; antennarum apice, incisura occipitis, oculisque fuscis : alis fusco-ciliatis. *Fæm.* long. $\frac{2}{3}$ lin.

Variatur alis abbreviatis.

Hab. In Cerealibus. *Mas* nondum inventus.

a—e. England. Presented by F. Walker, Esq.

Section 2. EUDACTYLI.

Odontothrips, Amyot et Serv. *Hist. Nat. Hém.* 642, 8.

Alæ evolutæ : tibiæ anticæ apice interno denticulis 2. (Antennæ apicula bi-articulata).

2. THRIPS ULICIS.

Thrips Ulicis, *Hal. Ent. Mag.* iii. 446, 6.

Odontothrips Ulicis, *Amyot et Serv. Hist. Nat. Hém.* 643, 1.

Nigra, hemelytris nigricantibus basi albidis, antennarum articulo 3tio tibiis anticis tarsisque pallidis, tibiæ denticulis fuscis. Long. $\frac{3}{4}$ —1 lin.

Hab. In floribus *Ulicis*, frequens. Larva ibidem.

a—d. England. Presented by F. Walker, Esq.

3. THRIPS LOTI.

Nigra, hemelytris nigricantibus basi albidis, antennis medio tarsisque pallidis, tibiis anticis pallidis intus fusco marginatis.

Hab. In floribus *Loti corniculati* lecta rarissime, an incola proprius?

4. THRIPS PHALERATA.

Thrips phalerata, *Hal. Ent. Mag.* iii. 447, 7. *Burm. Handb. Ent.* ii. 414, 6.

Odontothrips phalerata, *Amyot et Serv. Hist. Nat. Hém.* 643, 2.

Nigra, hemelytris nigricantibus fascia pallida et basi albida; antennarum articulo 3tio tarsisque pallidis, tibiis anticis pallidis fusco marginatis.

Hab. In floribus *Viciæ sativæ* frequens. Larva ibidem lecta.

Obs. Species alia hemelytris fasciatis in floribus *Sarothamni Scoparii* obvia est.

Section 3. HOMOPTERÆ.

Tæniothrips, *Amyot et Serv. Hist. Nat. Hém.* 644, 11.

Alæ evolutæ in *mare* et *fæm.*: tibiæ muticæ. Ob multitudinem specierum ulterias dispartientæ, at sectiones nondum rite digestæ.

5. THRIPS PRIMULÆ.

Thrips Primulæ, *Hal. Ent. Mag.* iii. 449, 22. *Burm. Handb. Ent.* ii. 415.

Tæniothrips Primulæ, *Amyot et Serv. Hist. Nat. Hém.* 644.

Fusca, incisuris et metathorace lutescentibus, pedibus ferruginosis, antennis medio pallidis; hemelytris breviusculis, stramineis, fascia apiceque fuscis, basi albida (vena anteriore vix nisi basi ciliata); occipite tumido; oculis protuberantibus. *Mas et Fæm. Long.* $\frac{3}{4}$ lin.

Hab. In floribus *Primulæ veris* frequens.

a—d. England. Presented by F. Walker, Esq.

Obs. Species alia oculis protuberantibus in floribus *Orchidis* obvia est.

6. THRIPS DECORA.

Thrips decora, *Hal. Ent. Mag.* iii. 449, 23. *Burm. Handb. Ent.* ii. 416, 11.

Tæniothrips decora, *Amyot et Serv. Hist. Nat. Hém.* 644, 2.

Nigra, hemelytris fuscis fascia pallida, basi albidis, antennis medio, tibiis apice anticis fere totis tarsisque albidis; capite æquilato, *fæm.*

Hab. In *Spiræa Ulmaria* et alibi rarius.

7. THRIPS ASPERA.

Nigra, hemelytris nigricantibus basi albidis, pedibus fuscis femorum anticorum et tibiaram basi tibiis anticis tarsisque et antennarum medio pallidis; abdominis segmento antepenultimo basi utrinque mucronato, *mas.*

Semel tantum lecta.

8. THRIPS ATRATA.

Thrips atrata, *Hal. Ent. Mag.* iii. 447, 10.

Physapus atratus, *Amyot et Serv. Hist. Nat. Hém.* 643, 3.

Atra, hemelytris nigricantibus basi albidis, antennarum articulo 3tio tarsisque fuscis. Long. $\frac{3}{4}$ lin.

Hab. In floribus *Spergulae nodosae* et alibi frequens.

9. THRIPS VULGATISSIMA.

Thrips vulgatissima, *Hal. Ent. Mag.* iii. 447, 11. *Burm. Handb. Ent.* ii. 414.

Physapus ater, *Deg. Act. Holm*, 1744, 3, pl. 4, f. 4. *Amyot et Serv. Hist. Nat. Hém.* 643, 4.

Thrips physapus, *Deg. Ins.* iii. 6, 1, pl. 1, f. 1. *Shaw, Zool.* vi. 199, pl. 63.

Nigricans, hemelytris albidis, antennis pedibusque fuscis, antennarum articulo 2ndo apice, 3tio toto, femoribus tibiisque basi et apice tarsisque pallidis, *fem.*

Fusco-testacea, abdomine citra basin nigricante, antennis pedibusque pallidis, antennis apice femoribus tibiisque medio infuscatis, *mas.*

Hab. Passim, frequens in *Umbelliferis*, *Siliculosis*, &c.

a—f. England. Presented by F. Walker, Esq.

10. THRIPS CYNORRHODI.

Thrips cynorrhodi, *Hal. Ent. Mag.* iii. 448, 12.

Physapus cynorrhodi, *Amyot et Serv. Hist. Nat. Hém.* 643, 5.

Hab. In floribus *Rosarum trivialium*; præcedenti similis, minor.

11. THRIPS GROSSULARIÆ.

Thrips grossulariæ, *Hal. Ent. Mag.* iii. 448, 13. *Amyot et Serv. Hist. Nat. Hém.* 644, 1.

Hab. In floribus *Ribis Grossulariæ*.

a—d. England. Presented by F. Walker, Esq.

12. THRIPS ULMIFOLIORUM.

Thrips ulmifoliorum, *Hal. Ent. Mag.* iii. 447, 9.

Physapus ulmifoliorum, *Amyot et Serv. Hist. Nat. Hém.* 643, 2.

Ferruginea, albido micans, prothoracis disco et abdomine obscurioribus, antennis fuscescentibus basi pallidis. *Fæm.* Long. $\frac{1}{2}$ lin.

Hab. Sub foliis *Ulni campestris* in Horto Botanico ad Glasnevin prope Eblanam.

Obs. In sequentibus Spp. 17—22, antennarum apicula exarticulata videtur.

13. THRIPS PHYSAPUS.

Thrips physapus, *Linn. Syst. Nat.* ii. 743, 2. *Faun. Suec.* 1027.

Geoffr. Ins. Par. i. 485, 2. *Scop. Ent. Carn.* 418. *Fabr. Sp.*

Ins. ii. 396, 1. *Mant. Ins.* ii. 320, 1. *Ent. Syst.* iv. 228, 1.

Syst. Rhyn. 313, 3. *Schæff. Elem.* pl. 127. *Gmel. Ed. Syst.*

Nat. i. 4, 2222, 2. *Hal. Ent. Mag.* iii. 448, 14. *Burm. Handb.*

Ent. ii. 415, 8. *Amyot et Serv. Hist. Nat. Hém.* 644, 2.

Nigra, hemelytris fuscans; antennis albidis basi apiceque fuscis; tibiis apice, anticis nisi margine, tarsisque ferrugineis; oculis glabris. Long. *fæm.* $\frac{3}{4}$ — $\frac{3}{4}$ lin.

Hab. In flosculis *Cichoracearum*.

14. THRIPS FUSCIPENNIS.

Thrips fuscipennis, *Hal. Ent. Mag.* iii. 448, 15. *Amyot et Serv.*

Hist. Nat. Hém. 644, 3.

Fusca vel fusco-testacea, abdomine citra basin obscuriore, antennis basi tibiis apice tarsisque pallidioribus, hemelytris fuscans basi albida.

Oculis glabris, *fæm.*

(*Mas* minor, pallidior, abdominis incisuris fuscis, hemelytris pallidis?)

Hab. In gramine pascuorum Julio mense frequens, in *Rumice*, &c.

15. THRIPS DISCOLOR.

Thrips discolor, *Hal. Ent. Mag.* iii. 449, 20. *Amyot et Serv. Hist. Nat. Hém.* 644, 8.

Fusco-ferruginea, abdomine obscuro, antennis medio pedibusque flavescentibus, ocellis rubris, hemelytris albidis, *fæm.*

Flavo-ferruginea, oculis antennarum apice et abdominis incisuris fuscescentibus, *mas.*

Hab. In floribus *Cruciferarum* in Horto Botanico ad Glasnevin prope Eblanam.

16. THRIPS CORYMBIFERARUM.

Thrips corymbiferarum, *Hal. Ent. Mag.* iii. 449, 18. *Amyot et Serv. Hist. Nat. Hém.* 644, 6.

Ferruginea, abdominis incisuris et antennarum apice obscuris, ocellis rubris, hemelytris albidis, *fæm.*

Silacea, *mas.*

Hab. In floribus *Corymbiferarum* in horto prædicto.

17. THRIPS MINUTISSIMA.

Thrips minutissima, *Linn. Syst. Nat.* ii. 743, 3. *Faun. Suec.* 1028. *Fabr. Sp. Ins.* ii. 396, 4. *Mant. Ins.* ii. 320, 4. *Ent. Syst.* iv. 229, 6. *Syst. Rhyn.* 314, 8. *Gmel. Ed. Syst. Nat.* i. 4, 2222, 3. *Hal. Ent. Mag.* iii. 449, 19. *Amyot et Serv. Hist. Nat. Hém.* 644, 7.

Ferruginosa, abdomine obscuriore, antennis basi pedibusque pallidioribus, ocellis decoloribus, hemelytris albidis, *fæm.* Long. $\frac{1}{2}$ lin.

Hab. In *Cerealibus*, in *Reseda odorata* et alibi non infrequens.

Obs. A reliquis parvulis pallidulis statim distinguenda ob ocellos inconspicuos.

18. THRIPS URTICÆ.

Thrips Urticæ, *Fabr. Sp. Ins.* ii. 397, 5. *Mant. Ins.* ii. 320, 5.
Ent. Syst. iv. 229, 4, *Syst. Rhyn.* 313, 6. *Schrank, Beytr.*
zur Nat. 31, pl. 1, f. 25, 26. *Gmel. Ed. Syst. Nat.* i. 4,
 2223, 7. *Hal. Ent. Mag.* iii. 448, 17. *Burm. Handb. Ent.*
 ii. 415, 9. *Amyot et. Serv. Hist. Nat. Hém.* 644, 5.

Flava, thorace luteo, oculis et siphone orali nigris, antennis apice fuscescentibus, ocellis rubris, hemelytris albidis, *fæm.*

Pallidè flava, abdominis glandulis geminis croceis perlucentibus, *mas.*

Hab. Passim, frequens præsertim in floribus luteis, e. gr., *Nasturtio*, *Thalictro*, *Eschscholtzia*, *Chrysanthemo*, *Ranunculo*, &c.

a—f. England. Presented by F. Walker, Esq.

Section 4. NEOGAMI.

Alæ anticæ evolutæ, *maribus* rudimenta: antennæ apicula quasi exarticulata.

19. THRIPS DISPAR.

Thrips dispar, *Hal. Ent. Mag.* iii. 449, 24. *Curt. Brit. Ent.* 748. *Burm. Handb. Ent.* ii. 416, 12.

Thrips brevicornis, *Hal. Ent. Mag.* iii. 449, 25. *Burm. Handb. Ent.* ii. 416.

Tæniothrips dispar, *Amyot et Serv. Hist. Nat. Hém.* 644, 3.

Tæniothrips brevicornis, *Amyot et Serv. Hist. Nat. Hém.* 644, 4.

Nigra, nitida, antennis medio tibiis dempta basi tarsisque albidis, his puncto apicali obscuro, hemelytris breviusculis fuscis fascia pallida et basi albidis, *fæm.*

Nigro-fusca, antennis albidis basi apiceque fuscis, pedibus albidis, coxis nigricantibus, femoribus anticis basi reliquis fere totis infuscatis, alarum rudimentis albis, *mas.*

Hab. In spicis graminum locis humentibus.

Obs.—Alæ fæminis evolutæ equidem sed abdominis apicem non semper attingunt. Long. *fæm.* $\frac{2}{3}$ lin.

Section 5. HETEROGYNÆ.

Mares apteri, ocellis nullis: *fæminæ* alatæ: antennæ apicula biarticulata. Vasa hepatica rufescentia quod in hoc familia fere singulare.

20. THRIPS ERICÆ.

Thrips Ericæ, *Hal. Ent. Mag.* iii. 448, 15. *Amyot et Serv. Hist. Nat. Hém.* 644, 4.

Nigra, abdomine piceo, hemelytris fuscis et fusco ciliatis, tibiis tarsisque ferruginosis, illis margine his puncto apicali fuscis, *fæm.*—aut crocea anteunis basi dempta oculisque fuscis, abdominis glandulis rufis perlucentibus segmento penultimo biglumi, *mas.* Long. $\frac{2}{3}$ lin.

Var. *fæm.* piceo-rufa (immaturæ).

Obs.—Etiam in varietate antennæ nigro-fuscæ, et inde corpore obscuriores sunt.

Hab. In floribus *Ericæ Tetralix* in montosis.

Larva simul lecta pinguis lutea.

Section 6. MICROPTERÆ.

Tmetothrips, *Amyot et Serv. Hist. Nat. Hém.* 645, 12.

Alarum tantum rudimenta [thorace breviora, *fæm.*: abdomen subdepressum subtilissime verticillatum: ocelli nulli.

21. THRIPS SUBAPTERA.

Thrips subaptera, *Hal. Ent. Mag.* iii. 450, 26. *Burm. Handb. Ent.* ii. 416, 14.

Tmetothrips subaptera, *Amyot et Serv. Hist. Nat. Hém.* 645, 1.

Nigra, antennis dempta basi et apice tibiis pro parte tarsisque obscure ferrugineis, alarum rudimentis subfuscis, *fæm.* Long. $\frac{1}{2}$ — $\frac{2}{3}$ lin.

Hab. In *Plantagine maritima*?

22. THRIPS PALLENS.

Thrips pallens, *Hal. Ent. Mag.* iii. 450, 27. *Burm. Handb. Ent.* ii. 416, 15.

Tmetothrips pallens, *Amyot et Serv. Hist. Nat. Hém.* 645, 2.

Pallidè ferruginea, abdomine fusco, antennis basi et apice fuscis, *fæm.*

Section 7. BRACHYDERI.

Alæ plane nullæ: thorax brevissimus: abdomen convexum verticillato ciliatum: ocelli nulli, *fæm.*

23. THRIPS TUNICATA.

Ferruginea, abdomine nisi apice nigro, *fæm.*

Var. Sæpius pedibus posticis nonnumquam et thorace postice piceis. Long. $\frac{2}{3}$ lin.

Obs.—Alatam semel vidisse opinor: antennæ fere totæ et oculi fuscii.

Hab. In *Galio Mollugine* florente. *Mas* nondum obvius.

Obs.—Statura accedit aliquantum ad *Coleoptrata*.

Sub-genus 5. BELOTHRIPS.

Belothrips, *Hal. Ent. Mag.* iii. 450. *Burm., Amyot et Serv.*

Antennæ apicula breviarticulata articulo 6to longior: segmentum extremum abdominis in fœminis elongatum acuminatum: tibiæ anticæ dilatatæ fornicatæ.

1. BELOTHRIPS ACUMINATA.

Thrips B., acuminata, *Hal. Ent. Mag.* iii. 450, 28.

Belothrips acuminata, *Burm. Handb. Ent.* ii. 416, 16. *Amyot et Serv. Hist. Nat. Hém.* 645.

Nigra, tibiis tarsisque fusco-ferrugineis antennis fuscis.

Hab. In floribus *Rosæ spinosissimæ* at non ubique.

Tribe 2. COLEOPTRATA.

Coleoptrata, *Hal. Ent. Mag.* iii. 450. *Burm., Amyot et Serv.*

Antennæ difformes 9-articulatæ: hemelytra abdominis latitudine, obtusa, coriacea, postice ciliata; venis nonnullis transversis: terebra *fæm.* recurva.

Antennæ articulis	Gen.
9 omnibus discretis	1. MELANTHRIPS
5 et apicula attenuata	2. ÆOLOTHRIPS.

Genus 6. MELANTHRIPS.

Melanthrips, *Hal. Ent. Mag.* iii. 450.

Melanothrips, *Burm. Handb. Ent.* ii. 417. *Amyot et Serv.*

Antennæ distincte 9-articulatæ: haustellum breve: palpi maxillares articulis subequalibus: hemelytra margine costali pubescente, venis transversis 3. [Tibiæ anticæ apice dentatæ: terebra a basi parum recurva].

Larva antennis gracilibus 7-articulatis.

1. MELANTHRIPS OBESA.

Melanthrips obesa, *Hal. Ent. Mag.* iii. 450, 1. Melanothrips, *Burm. Handb. Ent.* ii. 417. *Amyot et Serv. Hist. Nat. Hém.* 645.

Atra, hemelytris nigricantibus. Long. $\frac{3}{4}$ lin.

Hab. In floribus *Resedæ* et *Ranunculi*.

Genus 7. ÆOLOTHRIPS.

Æolothrips, *Hal. Ent. Mag.* iii. 451. *Burm., Amyot et Serv.*

Antennæ articulis 5 interioribus majoribus discretis tum quatuor reliquis minutissimis in apiculum attenuatum cum 5to fere confusam compactis: haustellum longiusculum teres: palpi maxillares sat longi geniculati articulo apicali brevissimo. [Oculi versus os producti: tibiæ anticæ inermes. *Fæminæ* abdominis apice subreflexa terebra recurva].

Sub-g.

Alæ {	completæ	1. COLEOTHRIPS.
	abortivæ	2. ÆOLOTHRIPS.

Sub-genus 1. COLEOTHRIPS.

Coleothrips, *Hal. Ent. Mag.* iii. 451. *Burm., Amyot et Serv.*

Corpus convexiusculum: pterothorax latus subquadratus: Alæ completæ, hemelytra margine costali glabro, venis transversis

4. *Mas.* abdominis lateribus appendiculatis.

Larva antennis fere conformibus.

1. COLEOTHRIPS FASCIATA.

Thrips fasciata, *Linn. Syst. Nat.* ii. 743, 5. *Faun. Suec.* 1030.

Deg. Ins. iii. 18, 4. *Geoff. Ins. Par.* i. 385, 3. *Sulz. Ins.* pl.

7, f. 48, b. *Fabr. Sp. Ins.* ii. 397, 6. *Mant. Ins.* ii. 320, 6.

Ent. Syst. iv. 229, 5. *Syst. Rhyn.* 314, 7.

Æolothrips C. fasciata, *Hal. Ent. Mag.* iii. 451, 1.

Æolothrips fasciata, *Burm. Handb. Ent.* ii. 417, 1.

Coleothrips fasciata, *Amyot et Serv, Hist. Nat. Hém.* 646, 1.

Nigra, hemelytrorum basi fascia et apice albis: antennis basi albidis abdominis basi et apice et pedibus piceis, *fæm.* Nigro-fusca, abdominis basi subrufæ, antennis basi albidis, pedibus piceo pallidis, *mas.* Long. *fæm.* $\frac{3}{4}$ — $\frac{2}{3}$ lin.

a, b. England. Presented by F. Walker, Esq.

2. COLEOTHRIPS MELALEUCA.

Nigra, hemelytrorum basi macula costæ mediæ et apice albis, antennarum articulo 3tio elongata albido, *fæm.* Long. 1 lin.

3. COLEOTHRIPS VITTATA.

Æolothrips C. vittata, *Hal. Ent. Mag.* iii. 451, 2.

Æolothrips vittata, *Burm. Handb. Ent.* ii. 418, 2.

Coleothrips vittata, *Amyot et Serv. Hist. Nat. Hém.* 646, 2.

Nigra, hemelytrorum basi et costæ dimidio exteriori albis; antennis medio albidis, *fæm.* Long. $\frac{3}{4}$ lin.

Sub-genus 2. ÆOLOTHRIPS.

Æolothrips, *Hal. Ent. Mag.* iii. 451. *Burm., Amyot et Serv.*

Corpus teres: pterothorax constrictus: alarum nonnisi rudimenta.

1. ÆOLOTHRIPS ALBICINCTA.

Æolothrips albicincta, *Hal. Ent. Mag.* iii. 451, 3. *Burm. Handb. Ent.* ii. 418, 3. *Amyot et Serv. Hist. Nat. Hém.* 646.

Atra, abdominis apice ferrugineo, antennis versus basin et abdominis cingulo antico albis, *fæm.* Long. 1 lin.

a. England. Presented by F. Walker, Esq.

SUPPLEMENT.

Page 21.

For 3us subundatus read 4us subundatus.

Page 23.

30. PLATYPLEURA INTERNA.

Nervus transversus 1us fere rectus, obliquus, angulum valdè obtusum fingens, 2o plus quadruplo ejus longitudine divisus; 2us fere rectus, valdè obliquus, angulum perobtusum fingens, 1o duplo longior; 3us vix undatus, obliquus, angulum acutum fingens; 4us arcuatus, subobliquus, angulum acutum fingens, 3i longitudine.

This species most resembles *P. semilucida*; and the two, like *P. gemina*, *P. basifolia*, *P. punctigera*, *P. brevis*, and *P. simplex*, have the sides of the fore-chest somewhat dilated and angular, and are near allied to *Oxypleura*, which genus is also connected with *Platypleura* by means of *O. clara*, and joins *Zammara* through *O. Polydorus*.

Second marginal areolet shorter than the first; first cross-vein almost straight, slanting, forming a very obtuse angle, parted from the second by more than four times its length; second almost straight, very slanting, forming an extremely obtuse angle, twice the length of the first; third hardly waved, slanting, forming an acute angle; fourth curved outward, slightly oblique, forming an acute angle, as long as the third; fifth much curved outward, upright, forming an almost right angle. Body green, tawny here and there: head much narrower than the fore-chest, adorned above

with an irregular black band, which includes four spots; cavity of face black, and with black transverse furrows on each side: mouth yellow with a black tip, reaching beyond the hind-hips: eyes hardly prominent: fore-chest with five black stripes, the middle one widened behind, longer than the other four; hind scutcheon widened but hardly angular on each side: scutcheon of middle chest with four black marks, the outer pair long-obconical, their tips almost joining a black band, which sends forth a dart-shaped black stripe between the inner marks, the latter are short-obconical; hind border slightly excavated: abdomen black, a little longer than the chest: legs slightly marked with black: fore-wings adorned with gilded down, brown, with some tawny spots for more than half the length from the base, with two short, oblique, irregular, connected brown bands, and with a row of connected brown spots along the hind border: a colourless spot on the front areolet: veins green, tawny towards the tips: hind-wings tawny, brown towards the tips, which with the hind border are colourless. Length of the body 9 lines; of the wings 31 lines.

a. North India. From the East India Company's collection.

Page 47.

2. DUNDUBIA OBTECTA.

j. Java. From the East India Company's collection.

4. DUNDUBIA VAGINATA.

f, g. Java. From the East India Company's collection.

Page 48.

7. DUNDUBIA VARIANS.

a. Silhet. From the Rev. J. Stainforth's collection.

This may be the male of *D. chlorogaster*.

8. DUNDUBIA LINEARIS.

a, b. ———?

Var? Forewings not tinged with green; first cross-vein but slightly curved; second rather short and upright; fourth shorter than usual and not angular.

c. Silhet. From the Rev. J. Stainforth's collection.

Page 90.

21. FIDICINA IMMACULATA.

a. North Bengal. From Miss Campbell's collection.

Page 94.

26. FIDICINA TIBICEN.

This species is very variable in the colour and markings of the chest, and in the clouding and mutual distance of the first and second cross-veins.

Page 98.

31. FIDICINA INTERNATA.

b. New Holland. Presented by the Haslar Hospital.

Page 101.

35. FIDICINA BICOLOR.

Nervus transversus 1us subundatus, perobliquus, angulum vix fingens, 2o ferè quadruplo ejus longitudine divisus; 2us vix undatus, perobliquus, angulum vix fingens, 1o multò brevior; 3us fere rectus, vix obliquus, angulum rectum fingens; 4us undatus, obliquus, angulum vix acutum fingens.

Second marginal areolet a little longer than the first; first cross-vein slightly waved, extremely oblique, hardly forming an angle, parted from the second by almost four times its length; second hardly waved, extremely oblique, hardly forming an angle, much shorter than the first; third almost straight, hardly oblique, forming a right angle; fourth waved, oblique, forming a hardly acute angle, longer than the third; fifth curved outward, upright, forming a hardly acute angle. Body pitchy black, ferruginous beneath: head a little broader than the fore-chest; face slightly convex, not prominent: mouth reaching a little beyond the middle hips: sides of the fore-chest slightly concave in the middle, slightly convex in front, slightly concave behind: abdomen with a

black stripe beneath : drums irregularly triangular, extending a little beyond half the abdomen, concave on the inner side and conical towards the tips, which are slightly rounded : fore-thighs armed with two long, sharp teeth : wings slightly gray, dark brown along the fore border and about the first and second cross-veins ; veins black, pitchy towards the base. Length of the body 16 lines ; of the wings 56 lines.

a. Java. From the East India Company's collection.

Page 102—232.

Genus 12. CICADA.

Nearly all the species which are mentioned in this catalogue may be divided into the following groups.

Group 1. (Sp. 1—9, 11—14).

Of large size, with broad heads, prominent eyes, and with the chest slightly dilated and angular on each side.

Group 2. (Sp. 10, 15, 17).

Body linear, somewhat quadrate : head broad : eyes prominent : sides of the fore-chest somewhat rounded : hind-scutcheon broad.

Group 3. (Sp. 16).

Body linear : head broad : eyes rather prominent : sides of the fore-chest almost linear.

Group 4. (Sp. 18, 20, 97, 104, 105, 112—141, 144—146, 151, 152, 155, 156, 166.)

Body more or less spindle-shaped : head small, much narrower than the chest : eyes not prominent : sides of the fore-chest concave in the middle, convex in front and behind.

Group 5. (Sp. 19).

Head a little narrower than the chest : hind-scutcheon narrow, forming a distinct angle on each side.

Group 6. (Sp. 21).

Head very little narrower than the chest, almost triangular, slightly produced in front, whose sides are almost straight ; sides of the fore-chest convex in the middle.

Group 7. (Sp. 57, 82, 87, 90, 93—95).

Body generally short: head almost as broad as the chest: eyes more or less prominent: sides of the hind scutcheon rounded or slightly angular by the base of each fore-wing.

Group 8. (Sp. 83—86, 91, 92, 96, 98—101, 106, 142, 143, 147, 150, 157—160, 162, 163, 167, 185, 189—194).

Body rather narrow: head a little narrower than the chest: eyes not prominent: fore-chest almost linear excepting the hind-scutcheon, which is widened and rounded by the base of each fore-wing.

Group 9. (Sp. 102, 103).

Body rather narrow: head as broad as the chest: eyes prominent: sides of the fore-chest almost linear: hind-chest widened and rounded by the base of each fore-wing.

Group 10. (Sp. 109—111, 153, 161, 165).

Like Group 8, but more slender and of small size: eyes more prominent.

Group 11. (Sp. 154, 164).

Head very small.

Page 113.

16. CICADA FRAXINI.

Cicada Fraxini, *Germ. Thon. Arch.* ii. 2, 4, 46. *Herr.-Schæff. Faun.* cxliv. 1. *Siebold, Ent. Zeit. Stett.* viii. 16, 6.

Page 120.

53. CICADA VIRIDICOLLIS ? Fœm.

Cicada viridicollis ? *Germ. Silb. Rev. Ent.* ii. 62, 17.

Nervus transversus 1us valdè arcuatus, obliquus, angulum obtusum fingens, 2o ejus longitudine divisus ; 2us subcurvus, obliquus, angulum acutum fingens, 1o multo brevior ; 3us subundatus, obliquus, angulum vix acutum fingens ; 4us vix undatus, obliquus, angulum vix acutum fingens, 3i longitudine.

Second marginal areolet about one-fourth shorter than the first ; first cross-vein much curved outward along the lower half, slanting, forming a slightly obtuse angle, parted from the second by its own length ; second very slightly curved, slanting, forming an acute angle, shorter than the first ; third slightly curved, oblique, forming a hardly acute angle ; fourth almost straight, oblique, forming a hardly acute angle, as long as the third ; fifth much curved outward, almost upright, forming a hardly acute angle. Testaceous, clothed with short pale hairs : head a little narrower than the fore-chest ; face rather prominent, short-conical : eyes not prominent : mouth reaching the hind-hips : chest grass-green, with a tawny tinge : sides of the fore-chest almost straight ; hind-scutcheon hardly widened on each side : hind-border of the middle-chest hardly concave : abdomen almost obconical, compressed and pointed at the tip, much longer than the chest : legs green : wings colourless ; fore border and veins green, darker towards the tip. Length of the body 12 lines ; of the wings 32 lines.

a. ——— ?

Page 125.

62. CICADA PASSERCULUS.

b. Ega, on the Amazon. From Mr. Stevens' collection.

Page 126.

64. CICADA SPINICOSTA.

d. Ega, on the Amazon. From Mr. Stevens' collection.

*Page 151.*89. *CICADA URENS.*

The name of this species is changed to distinguish it from *C. torrida*, *Erichson*.

*Page 159.*97. *CICADA ZEALANDICA.*

Var. Second marginal areolet a little longer than the first ; first cross-vein almost straight, very slanting, hardly forming an angle, parted from the second by about twice its length ; second almost straight, very slanting, hardly forming an angle, a little shorter than the first ; third almost straight, slanting, forming a very acute angle ; fourth almost straight, slightly oblique, forming a hardly acute angle, a little longer than the third ; fifth very slightly curved, oblique, forming an obtuse angle. Body luteous, varied with green : head with a short, broad, irregular black band on the crown ; face with a black stripe, which is forked towards the crown ; epistoma with two black stripes : fore-chest with eight black stripes ; the middle pair united behind, and sending forth a short branch along the furrow on each side ; the second pair almost U-shaped ; the third pair slanting and united to the outermost, which extend along the sides of the hind-scutcheon ; the latter is concave on each side ; middle-chest with four obconical black stripes, the inner pair short and compact, the outer pair long, curved, and much intersected ; some black marks near the hind border, which is slightly concave : abdomen with black bands ; underside mostly black at the base, at the tip, and along each side : thighs striped with black ; middle-shanks and hind-feet with black bands ; fore-shanks black, tawny at the base ; anterior feet black : wings colourless ; veins black, bright red towards the base ; first and second cross-veins and the longitudinal vein between them clouded with dark brown.

b. New Zealand. From Mr. Stevens's collection.

*Page 160.*99. *CICADA ALBIDA.*

d. Ega, Amazon River. From Mr. Stevens' collection.

101. CICADA ORNI.

Cicada Orni, Ratz. *Forst. Ins.* iii. pl. 11, f. 1, F. Siebold, *Ent. Zeit. Stett.* viii. 13, 3.

Page 173.

119. CICADA CIRCUMDATA.

Tettigonia marginata, Leach.

The name of this species is altered to distinguish it from *C. marginata*, Olivier.

f—h. New Holland.

Page 226.

182. CICADA HÆMATODES.

Cicada hæmatodes, Schæff. *Icon. Ins. Ratisb.* pl. 121, f. 1, 2. Roes. *Ins.* ii. *Locust*, pl. 25, f. 3. Stoll, *Cic.* pl. —, f. 133. Siebold, *Ent. Zeit. Stett.* viii. 8, 1. Fischer, *Ent. Zeit. Stett.* viii. 238.

Tettigonia tibialis, Panz. *Faun. Ins. Germ.* lix. 5.

Dele Cicada sanguinea, Germ.

Page 227.

185. CICADA ANNULATA.

a. Isle of Paros. Presented by Prof. E. Forbes.

Page 228.

191*. CICADA LIMITATA.

Nervus transversus 1us rectus, ferè erectus, angulum vix obtusum fingens, 2o plus triplo ejus longitudine divisus; 2us ferè rectus, subobliquus, angulum obtusum fingens, 1o paullo longiori; 3us ferè rectus, obliquus, angulum rectum fingens; 4us rectus, obliquus, angulum vix acutum fingens, 3o brevior; 5us subcurvus, erectus, angulum ferè rectum fingens.

Cicada limitata, Germar.

Nearly allied to *C. signifera*, and one of the group which is distinguished by the shortness of the first and second marginal areo-

lets: second marginal areolets about as long as the first: first cross-vein straight, almost upright, forming a hardly obtuse angle, parted from the second by more than thrice its length; second indistinctly curved outward, slightly oblique, forming an obtuse angle, a little longer than the first; third almost straight, oblique, forming a right angle; fourth straight, oblique, forming a hardly acute angle, shorter than the third; fifth hardly curved outwards, almost upright, forming a right angle.

a. Cape. From M. Dregé's collection.

Page 229.

204. CICADA ÆSTUANS.

Cicada æstuans, Lucas, *Explorat. Scient. Alger. Atlas*, pl. 4, f. 6. Algiers.

Page 230.

207. CICADA CONCINNA.

Cicada concinna, *Germ. Mag. Ent.* iv. 98, 10. *Faun. Ins. Eur.* xiii. 17. *Siebold, Ent. Zeit. Stett.* viii. 9, 2.
Cicada Orni? *Sulz. Ins.* pl. 10, f. 65.
Tettigonia hæmatodes? *Füssly, Schw. Ins.* 452.
 Germany, Dalmatia, Podolia.

209. CICADA ALGIRA.

Cicada Algira, Lucas, *Explorat. Scient. Alger. Atlas*, pl. 4, f. 5. Algiers.

Page 231.

217. CICADA OBSCURA.

Cicada obscura, *Germ. Thon. Arch.* ii. 2, 4, 49. *Siebold, Ent. Zeit. Stett.* viii. 16, 5.
 Germany.

223. CICADA CANTANS.

Cicada cantans, Lucas, *Explorat. Scient. Alger. Atlas, Hém.* pl. 4, f. 4.

Algiers.

Page 232.

225. CICADA SANGUINEA.

Cicada, &c., *Rösel, Ins.* ii. *Locust*, pl. 25, f. 3.

Tettigonia sanguinea, *Fabr. Syst. Rhyn.* 39, 31.

Cicada hæmatodes, *Scop. Ent. Carn.* 118, 447.

Tettigonia hæmatodes, *Panz. Faun. Ins. Germ.* 4, 21.

Cicada sanguinea, *Germ. Silb. Rev. Ent.* ii. 58, 5. *Siebold, Ent. Zeit. Stett.* viii. 15, 4.

Cicada helvola, *Germ. Mag. Ent.* iv. 99, 12. *Thon, Arch.* 4, 48.

Cicada plebeia, *Germ. Thon. Arch.* 4, 47.

a—d. South of France.

e—f. Tuscany.

226. CICADA TORRIDA.

Cicada torrida, *Erichs. Arch.* 1842, i. 286.

Van Diemen's Land.

227. CICADA PRUINOSA.

Cicada pruinosa, *Say, Journ. Acad. Nat. Sci. Philad.* iv. 330, 1, (1825).

United States.

228. CICADA MARGINALIS.

Cicada marginata, *Say, Journ. Acad. Nat. Sci. Philad.* iv. 330, 2, (1825).

Missouri.

The name of this species is altered to distinguish it from *C. marginata*, *Olivier*.

229. *CICADA DORSATA.*

Cicada dorsata, Say, *Journ. Acad. Nat. Sci. Philad.* iv. 330, 3.
Missouri.

230. *CICADA AURIFERA.*

Cicada aurifera, Say, *Journ. Acad. Nat. Sci. Philad.* iv. 332, 4.
Missouri.

231. *CICADA PARVULA.*

Cicada parvula, Say, *Journ. Acad. Nat. Sci. Philad.* iv. 333, 5.
Missouri; Rocky Mountains.

232. *CICADA SYNODICA.*

Cicada synodica, Say, *Journ. Acad. Nat. Sci. Philad.* iv. 334, 6.
Rocky Mountains.

233. *CICADA HIEROGLYPHICA.*

Cicada hieroglyphica, Say, *Journ. Acad. Nat. Sci. Philad.* vi.
235, 1.
Pennsylvania, New Jersey.

234. *CICADA RIMOSA.*

Cicada rimosa, Say, *Journ. Acad. Nat. Sci. Philad.* vi. 235, 2.
Missouri; Arkansas.

235. *CICADA VITRIPENNIS.*

Cicada vitripennis, Say, *Journ. Acad. Nat. Sci. Philad.* vi. 236, 3.
Arkansas.

236. CICADA NIGROVIRIDIS, Fem.

Nervus transversus 1us ferè rectus, valdè obliquus, angulum perobtusum fingens, 2o triplo ejus longitudine divisus; 2us ferè rectus valdè obliquus, angulum perobtusum fingens, 1o multo brevior; 3us rectus, erectus, angulum subobtusum fingens; 4us rectus, obliquus, angulum vix acutum fingens, 3i longitudine.

Second marginal areolet a little shorter than the first; first cross-vein almost straight, very oblique, forming an extremely obtuse angle, parted from the second by thrice its length; second almost straight, very oblique, forming an extremely obtuse angle, much shorter than the first; third straight, erect, forming a slightly obtuse angle; fourth straight, oblique, forming a hardly acute angle, as long as the third; fifth straight, slightly oblique, forming an almost right angle. One of the short-winged species: body black, clothed with white hairs; borders of the segments mostly green: head a little narrower than the chest; a green spot on the front, which is convex, not prominent: mouth green with a black tip, reaching the hind-hips: eyes not prominent: sides of the fore-chest straight; hind-scutcheon mostly green, widened and rounded on each side, where it extends much beyond the anterior part: hind-border of middle-chest convex: abdomen longer than the chest, compressed at the tip: legs green, marked with black; feet black; wings colourless; veins tawny, black at the base and at the tip; fore-border green, brown towards the tip. Length of the body 9 lines; of the wings 18 lines.

a, b. South Africa. Presented by Dr. A. Smith.

237. CICADA INTACTA, Fem.

Nervus transversus 1us subcurvus, subobliquus, angulum obtusum fingens, 2o quadruplo ejus longitudine divisus; 2us rectus, ferè erectus, angulum obtusum fingens, 1o multo brevior; 3us rectus, obliquus, angulum acutum fingens; 4us subcurvus, obliquus, angulum subacutum fingens, 3o longior.

Allied to *C. nitida*, Deg.

Second marginal areolet about two-thirds of the length of the first; first cross-vein slightly curved outward, slightly oblique, form-

ing an obtuse angle, parted from the second by about four times its length; second straight, almost upright, forming an obtuse angle, much shorter than the first; third straight, oblique, forming an acute angle; fourth slightly curved inward, oblique, forming an acute angle, much longer than the third; fifth slightly curved outward, slightly oblique, forming a hardly obtuse angle. Allied to *C. Cuna*. Body pale green: head a little narrower than the chest; suture between the crown and the front very distinct; front rather convex: mouth with a black tip, reaching the hind-hips: eyes not prominent: fore-chest very slightly convex on each side: hind-scutcheon almost angular by the base of each fore-wing: disk of the middle-chest slightly buff; hind-border slightly concave: abdomen pale red, longer than the chest; hind-borders of the segments green: legs pale luteous, partly green; fore-thighs armed with four teeth, one very oblique, near the base, longer than the second and third, which are more upright and near the tip; fourth still nearer the tip, very small: wings colourless; veins black, green towards the base. Length of the body 7 lines; of the wings 22 lines.

a. ———? From Mr. Shuckard's collection.

238. CICADA LEUCOTHOE.

Nervus transversus 1us rectus, ferè erectus, angulum subobtusum fingens, 2o plus triplo ejus longitudine divisus; 2us rectus, ferè erectus, angulum obtusum fingens, 1o longior; 3us rectus, obliquus, angulum acutum fingens; 4us ferè rectus, obliquus, angulum subacutum fingens, 3o longior; 5us subcurvus, ferè erectus, angulum subrectum fingens.

Second marginal areolet three-fourths of the length of the first; first cross-vein straight, almost upright, forming a very slightly obtuse angle, divided from the second by more than thrice its length; second straight, almost upright, forming an obtuse angle, longer than the first; third straight, oblique, forming an acute angle; fourth almost straight, oblique, forming a very slightly acute angle, longer than the third; fifth very slightly curved outward, almost erect, forming an almost right angle. Body slender, pale red: head with two black bands on the crown, and with two black stripes on the face: eyes prominent; fore-chest with a green stripe between two black stripes; sides almost straight; hind-scutcheon narrow: middle-chest with five black spots, two in front, one in the middle, and two on the hind-border, which is convex: abdomen longer than the chest: oviduct extending beyond the tip: fore-thighs armed

with three sharp, oblique, rather long, black teeth: wings whitish: veins pale red, black towards the tips. Length of the body 6 lines; of the wings 18 lines.

a. Parà. From Mr. Stevens' collection.

Page 240.

11. CEPHALOXYs UNICOLOR, Fem.

Nervus transversus 1us ferè rectus, obliquus, angulum acutum fingens, 2o plus triplo ejus longitudine divisus; 2us vix arcuatus, obliquus, angulum vix acutum fingens, 1o paullò longior; 3us ferè rectus, obliquus, angulum acutum fingens; 4us ferè rectus, subobliquus, angulum rectum fingens, 3o vix brevior.

Second marginal arcolet about one-fourth shorter than the first; first cross-vein almost straight, oblique, forming an acute angle, parted from the second by more than thrice its length; second hardly curved, oblique, forming a hardly acute angle, a little longer than the first; third almost straight, oblique, forming an acute angle; fourth almost straight, slightly oblique, forming a right angle, hardly shorter than the third; fifth hardly curved outward, upright, forming a right angle. Body slender, pale luteous; front short-conical, as long as it is broad: wings colourless: veins pale luteous. Length of the body 6 lines; of the wings 18 lines.

a. Java. From the East India Company's collection.

Page 246.

9. CARINITA ARGENTEA.

Nervus transversus 1us arcuatus, subobliquus, angulum vix acutum fingens, 2o duplo ejus longitudine divisus; 2us subundatus, obliquus, angulum acutum fingens, 1o paullò longior; 3us ferè rectus, obliquus, angulum acutum fingens; 4us subarcuatus, obliquus, angulum acutum fingens, 3o vix brevior.

Second marginal areolet less than twice the length of the first; first cross-vein curved outward, very slightly oblique, forming a hardly acute angle, parted from the second by twice its length; second very slightly undulating, oblique, forming an acute angle, a

little longer than the first; third almost straight, oblique, forming an acute angle; fourth very slightly curved inward, oblique, forming an acute angle, almost as long as the third; fifth much curved outward, almost upright, forming an almost right angle. Tawny, partly green: head and underside mostly black: sutures of the forechest and borders of the usual obconical marks on the middle chest black: abdomen ferruginous; fore borders of the segments silvery; two filaments at the tip: legs pale ferruginous, marked with black: wings colourless: tips of the wings and of the flaps brown; veins black. Length of the body 9 lines; of the wings 28 lines.

a. Ega, on the Amazon. From Mr. Stevens' collection.

Page 247.

4. TETTIGOMYIA TABANIFORMIS.

d, e. South Africa. From Mr. Argent's collection.

Page 250.

5. MOGANNIA AVICULA.

Java. From the East India Company's collection.

Page 254.

Genus CYSTOSOMA.

Subgenus CHLOROCYSTA, *Amyot, MSS.*

2. CYSTOSOMA VITRIPENNIS.

Cystosoma vitripennis, *Westw. Ann. Nat. Hist. Ser. 2, vii. 208.*
New Holland.

Page 262.

1. FULGORA LATERNARIA.

Fulgora laternaria, *Wesmael, Bull. Acad. Roy. Sci. Bruxel. iv. 1837,*
136.

Page 282.

32. APHÆNA SANGUINALIS.

Aphæna sanguinalis, *Westw. Ann. Nat. Hist. Ser. 2, vii. 208.*
Ceylon.

33. APHÆNA MADAGASCARIENSIS.

Aphæna Madagascariensis, *Westw. Ann. Nat. Hist. Ser. 2, vii. 208.*
Madagascar.

Page 284.

OMALOCEPHALA PLANIROSTRIS.

This is a species of *Ledra*. See p. 816.

4. OMALOCEPHALA MOROSA.

Omaloccephala morosa, *Westw. Ann. Nat. Hist. Ser. 2, vii. 208.*
Port Natal.

Page 287.

For 10. *LYSTRA TEREBRIFERA*, read 10. *LYSTRA TENEBRIFERA*.

Page 306.

5. DICHOPTERA HERBIDA.

b. Brazil.

c. ———?

Page 309.

11. DICTYOPHORA NOCTIVIDA.

Fulgora noctivida, *Oliv. Enc. Méth. vi. 570, 13.*

Page 324.

Genus 4. SCOLOPS.

Scolops, *Schaum*.

1. SCOLOPS SULCIPES.

Fulgora sulcipes, *Say, Journ. Acad. Nat. Sci. Philad.* iv. 335.
Arkansaw.

Page 341.

10. CIXIUS NERVOSUS.

Cixius nervosus, *Latr. Hist. Nat. Ins.* xii. 311. *Zett. Faun. Ins.*
Lapp. i. 546, 1.
Flata nervosa, *Panz. Faun. Ins. Germ.* cciii. 6.
Cixius Cynosbatis, *Zett. Faun. Ins. Lapp.* i. 547, 2.

Page 349.

Transfer Var. ? *Niger*, &c., to p. 348, under *Cixius flavisigna*.

34. CIXIUS QUINQUELINEATUS.

Cixius quinque-lineatus, *Say, Journ. Acad. Nat. Sci. Philad.* vi. 241.
United States.

35. CIXIUS STIGMATUS.

Cixius stigmatus, *Say, Journ. Acad. Nat. Sci. Philad.* iv. 336.
United States.

36. CIXIUS PINI.

Cixius Pini, *Fitch, The Senate*, No. 30, 45.
United States.

37. CIXIUS IMPUNCTATUS.

Cixius impunctatus, *Fitch, The Senate*, No. 30, 46.
United States.

38. CIXIUS? SERRATULÆ.

Entæniothes Serratulæ, *Fabr. Amyot, Ann. Soc. Ent. Fr. 2me Série*, v. 166, 391.

Page 349.

Genus 8*. PLECTODERES.

Plectoderes, *Spinola, Ann. Soc. Ent. Fr. viii.* 328.

1. PLECTODERES COLLARIS.

Plectoderes collaris, *Spinola, Ann. Soc. Ent. Fr. viii.* 328.

Flata collaris, *Fabr. Syst. Rhyn.* 53, 42.

Cixia collaris, *Burm. Handb. Ent.* ii. 1, 157.

a. ——— ?

Page 350.

1. ALLELOPLASIS DARWINII.

a. Australia. Presented by C. Darwin, Esq.

Page 359.

52. DELPHAX ARVENSIS.

Delphax arvensis, *Fitch, The Senate*, No. 30, 46.

United States.

53. DELPHAX DORSALIS.

Delphax dorsalis, *Fitch, The Senate*, No. 30, 46.

United States.

Page 373.

44. ISSUS ALGIRICUS.

Issus algiricus, *Lucas, Explorat. Scient. Alger. Atlas*, pl. 4, f. 9.

Algiers.

45. ISSUS ELLIPTICUS.

Testaceus ; alæ anticæ venosæ ; alæ posticæ sublimpidæ.

Testaceous : head small, much narrower than the chest ; crown narrow, much longer than broad, forming a conical compartment, with a rim along the border, extending along the disk of the front to the face ; face scutcheon-shaped, widening towards the epistoma, extremely minutely striated across, with three longitudinal ridges, the side pair slightly curved ; epistoma short-conical, bordered by a rim : shield very short : fore-wings with very strongly marked longitudinal veins, between which are many pale, straight, slight cross-veins : hind-wings almost colourless. Length of the body $2\frac{1}{2}$ lines ; of the wings 5 lines.

a. Philippine Islands. From Mr. Wood's collection.

Page 394.

29. EURYBRACHIS CRUDELIS.

Eurybrachis crudelis, *Westw. Ann. Nat. Hist. Ser. 2*, vii. 208.
Ceylon.

Page 397.

9. DERBE SUBSTRIGILIS.

Derbe substrigilis, *Westw. Ann. Nat. Hist. Ser. 2*, vii. 209.
Brazil.

Page 399.

5. PHENICE TESSELLATA.

Derbe (Phenice) tessellata, *Westw. Ann. Nat. Hist. Ser. 2*, vii. 209.
Sierra Leone.

6. PHENICE? BICLAVATA.

Derbe (Phenice?) biclavata, *Westw. Ann. Nat. Hist. Ser. 2*, vii. 209.
Derbe biclavata, p., 397.

7. PHENICE MÆSTA.

Derbe (Phenice) mæsta, *Westw. Ann. Nat. Hist. Ser. 2*, vii. 209.
 Derbe mæsta, p. 397, 7.

East Indies.

8. PHENICE? DILATATA.

Derbe (Phenice?) dilatata, *Westw. Ann. Nat. Hist. Ser. 2*, vii. 209.
 Derbe dilatata, p. 397.

a. Sierra Leone.

9. PHENICE? CARNOSA.

Derbe (Phenice?) carnosa, *Westw. Ann. Nat. Hist. Ser. 2*, vii. 210.
 East Indies.

Page 400.

4. THRACIA ESSINGTONII.

Derbe (Thracia) Essingtonii, *Westw. Ann. Nat. Hist. Ser. 2*, vii.
 210.
 Derbe Essingtonii, p. 396.

5. THRACIA PTEROPHOROIDES.

Derbe (Thracia) Pterophoroides, *Westw. Ann. Nat. Hist. Ser. 2*,
 vii. 210.
 Ceylon.

Page 401.

2. OTIOCERUS COQUEBERTII.

Otiocerus Coquebertii, Var. a. b., *Fitch, The Senate*, No. 30, 46.

Page 402.

8. OTIOCERUS KIRBYII.

Otiocerus Kirbyii, *Fitch, The Senate*, No. 30, 46.
 New York.

Page 436.

FLATA MARIA et F. COMPLETA.

These two are perhaps varieties of one species, and the latter is the type of the F. Maria of White.

Page 469.

71. PÆCILOPTERA? BIVITTATA.

Flata bivittata, *Say, Journ. Acad. Nat. Sci. Philad.* iv. 335, 1.
Pennsylvania ; Missouri.

72. PÆCILOPTERA STIGMATA.

Flata stigmata, *Say, Journ. Acad. Nat. Sci. Philad.* 336, 2.
Missouri.

73. PÆCILOPTERA? NAVA.

Flata nava, *Say, Journ. Acad. Nat. Sci. Philad.* vi. 238, 3.
Indiana.

74. PÆCILOPTERA? OPACA.

Flata opaca, *Say, Journ. Acad. Nat. Sci. Philad.* vi. 239, 4.
Indiana, Lake Erie.

75. PÆCILOPTERA? PALLIDA.

Flata pallida, *Say, Journ. Acad. Nat. Sci. Philad.* vi. 240, 5.
Pennsylvania, Florida.

76. PÆCILOPTERA? BULLATA.

Flata bullata, *Say, Journ. Acad. Nat. Sci. Philad.* vi. 240, 6.
United States.

Page 470.

77. PÆCILOPTERA? QUINQUELINEATA.

Flata quinquelineata, *Say, Journ. Acad. Nat. Sci. Philad.* vi. 241, 7.
New Jersey.

78. PÆCILOPTERA? HUMILIS.

Flata humilis, *Say, Journ. Acad. Nat. Sci. Philad.* vi. 241, 8.
Pennsylvania.

81. PÆCILOPTERA? CONICA.

Flata conica, *Say, Journ. Acad. Nat. Sci. Philad.* vi. 238, 2.
Indiana.

82. PÆCILOPTERA? VULGARIS.

Pæcilopectera? vulgaris, *Fitch, The Senate*, No. 30, 47.
United States.

Page 473.

Dele Xerophyllum. X. *Servillei* is Orthopterous, of the genus
Hymenotes, *Westw.*

38. PTYELUS MISPACHATHUS.

Mispachathus, *Amyot, Ann. Soc. Ent. Fr. 2me Série*, v. 194, 427.
France, Italy.

Page 531.

18. CERESA BUBALUS.

Ceresa bubalus, Var. *a. b.*, *Fitch, The Senate*, No. 30, 50.

Page 533.

34. CERESA? TARTAREA.

Membracis tartarea, *Say, Journ. Acad. Nat. Sci. Philad.* vi. 242, 1.
 Pennsylvania.

35. CERESA? SEMICURVA.

Membracis semicurva, *Say, Journ. Acad. Nat. Sci. Philad.* vi.
 242, 2.
 Florida.

36. CERESA? CALVA.

Membracis calva, *Say, Journ. Acad. Nat. Sci. Philad.* vi. 242, 3.
 Pennsylvania.

37. CERESA? GONIPHORA.

Membracis goniphora, *Say, Journ. Acad. Nat. Sci. Philad.* vi.
 243, 4.
 Missouri.

38. CERESA? FESTIVA.

Membracis festiva, *Say, Journ. Acad. Nat. Sci. Philad.* vi. 243, 5.
 Florida.

Page 535.

11. SMILIA AURICULATA.

Smilia auriculata, *Fitch, The Senate*, No. 30, 49.
 New York.

Page 546.

3. ENTILIA SINUATA.

Subspecies, *E. torva*, *Fitch, The Senate*, No. 30, 47.
New York.

5. ENTYLIA CONCAVA.

Entylia concava, *Say, Append. Long's Exp.* 301. *Fitch, The Senate*,
No. 30, 47.

Page 559.

13. THELIA LUTEA.

Centrotus inermis? *Fabr. Ent. Syst.* iv. 15.

Page 561.

16. THELIA VAU.

Smilia Vau, *Say, Journ. Acad. Nat. Sci. Philad.* vi. 299, 6, Var.
a—j. Fitch, The Senate, No. 30, 48.

Thelia semifascia, 561, 16.

Pennsylvania.

Page 564.

30. THELIA ACUMINATA.

Centrotus acuminatus, *Fabr. Mas.*

Membracis bimaculata, *Fabr. Fœm.*

See p. 566.

42. THELIA INORNATA.

Smilia inornata, *Say, Journ. Acad. Nat. Sci. Philad.* vi. 299, 7, Var.
a. Fitch, The Senate, No. 30, 48.

Pennsylvania.

43. THELIA? SUBULATA.

Membracis subulata, *Say, Journ. Acad. Nat. Sci. Philad.* vi.
300, 8.

Maryland.

44. THELIA? QUADRIVITTATA.

Membracis quadrivittata, *Say, Journ. Acad. Nat. Sci. Philad.* vi.
300, 9.

Maryland.

45. THELIA? BELLIGERA.

Membracis belligera, *Say, Journ. Acad. Nat. Sci. Philad.* vi. 302,
13.

Pennsylvania, Florida.

46. THELIA? VITTATA.

Subspecies, *Smilia guttata*, *Fitch, The Senate*, No. 30, 49.
Thelia camelus? p. 562, 19.

47. THELIA QUERCUS.

Smilia Quercûs, *Fitch, The Senate*, No. 49.

New York.

48. THELIA CASTANÆ.

Smilia Castanæ, *Fitch, The Senate*, No. 30, 49.

New York.

49. THELIA? UNIVITTATA.

Thelia univittata, *Harris, Inj. Ins. New Engl.* 180.

United States.

50. THELIA? CRATÆGI.

Thelia Cratægi, *Fitch, The Senate*, No. 30, 52.
New York.

51. THELIA? SINUATA.

Membracis sinuata, *Fabr.*

Membracis? *emarginata*, *Fabr. Ent. Syst. Suppl.* 513, 4. *Syst. Rhyn.* 9, 12.

United States.

Genus CARANOTA.

Caronata, *Fitch, The Senate*, No. 30, 48.

Membracis, *p.*, *Say.*

“Head broad, triangular: thorax in form of a half cone, not compressed above into a sharp or foliaceous edge: elytra with five terminal areolets, the apical triangular with its end rounded: border broad, slightly wrinkled: veins strong, elevated. Allied to *Gargara*, from which genus, however, the species are excluded by the form of the head and of the apical areolet.”

1. CARANOTA MERA.

Membracis mera, *Say, Journ. Acad. Nat. Sci. Philad.* vi. 301, 10.

Pennsylvania.

2. CARANOTA ARCUATA.

Membracis arcuata, *Say, Journ. Acad. Nat. Sci. Philad.* vi. 302, 12.

Pennsylvania.

Genus TELAMONA.

Telamona, *Fitch, The Senate*, No. 30, 50.

Thelia, p., *Fairm.*

“Humeral angles projecting, pointed and ear-like: dorsum compressed, foliaceous, the keel abruptly elevated at one or both its ends, forming a somewhat square crest or foliole: thorax nearly or quite reaching the tips of the elytra, with elevated longitudinal lines on each side; apical areolet triangular, its end rounded. The rather square dorsal crest forms a marked distinction between this genus and Thelia, to which it is most nearly related.”

1. TELAMONA QUERCUS.

Telamona Quercûs, *Fitch, The Senate*, No. 30, 51.

Thelia cyrtops, *Fairm.* See p. 565, 31.

2. TELAMONA RECLIVATA.

Telamona reclivata, *Fitch, The Senate*, No. 30, 51.

New York.

3. TELAMONA CORYLI.

Telamona Coryli, *Fitch, The Senate*, No. 30, 51.

New York.

4. TELAMONA TRISTIS.

Telamona tristis, *Fitch, The Senate*, No. 30, 51.

New York.

5. TELAMONA AMPELOPSIDIS.

Thelia Ampelopsidis, *Harris, Inj. Ins. New Engl.* 180.

Telamona Ampelopsidis, *Fitch, The Senate*, No. 30, 51.

United States.

6. TELAMONA FAGI.

Telamoni Fagi, *Fitch, The Senate*, No. 30, 51.
New York.

7. TELAMONA CONCAVA.

Telamona concava, *Fitch, The Senate*, No. 30, 50.
New York.

8. TELAMONA FASCIATA.

Telamona fasciata, *Fitch, The Senate*, No. 30, 50.
New York.

9. TELAMONA UNICOLOR.

Telamona unicolor, *Fitch, The Senate*, No. 30, 50.
New York.

Genus CYRTOSIA.

Cyrtosia, *Fitch, The Senate*, No. 30, 49.
Membracis, p., *Say*.

“Humeral angles rounded, not salient: dorsum compressed, foliaceous, forming a regularly arched keel, highest near its middle, and at most with a slight concavity posteriorly: apical areolet triangular, its end rounded. Differs from *Smilia*, in having the keel most elevated in its middle instead of anteriorly.”

1. CYRTOSIA MARMORATA.

Membracis marmorata, *Say, Journ. Acad. Nat. Sci. Philad.* vi. 301,
11.
Pennsylvania.

2. CYRTOSIA FENESTRATA.

Cyrtosia fenestrata, *Fitch, The Senate*, No. 30, 49.
New York.

Page 584.

28. TRAGOPA DORSALIS.

Tragopa dorsalis, *Fitch, The Senate*, No. 30, 52.
New York.

Page 630.

76. CENTROTUS CARYÆ.

Uroxiphus Caryæ, *Fitch, The Senate*, No. 30, 52.
New York.

77. CENTROTUS FASCIATUS.

Fulvus, punctatus, pilosus, nigro varius; cornua lateralia valida acuta; cornu posticum breve, piceum, flavo-fasciatum; abdomen nigro fasciatum; alæ anticæ fulvæ, fusco unifasciatæ.

Fem.—Tawny, varied with black, hairy, thickly punctured: crown vertical, irregularly triangular; hind-border slightly concave in the middle, with a very obtuse angle on each side; face short-conical: fore-chest rising almost perpendicularly from the head, with a very indistinct keel, armed with two long acute horns, which are slightly curved backwards, and very slightly inclined upwards; the length of each rather exceeding that of the space between them; hind part long-obconical, with a furrow, not more than one-fourth of the length of the abdomen, pitchy, with a yellow stripe towards the base, yellow towards the tip: abdomen yellowish, with a broad black band above: legs with irregular black bands: fore-wings tawny, punctured at the base and along the veins, with a broad brown band in the middle; veins tawny: hind-wings almost colourless. Length of the body $3\frac{1}{2}$ lines; of the wings 7 lines.

a. Brazil.

CENTROTUS ———? (Pupa).

Acanthicus Desmarestii, *DeLap. Ann. Soc. Ent. Fr.* i. 228.

Brazil.

CENTROTUS ———? (Pupa).

Acanthicus Stollii, *DeLap. Ann. Soc. Ent. Fr.* i. 228. *Stoll*, pl. 16, f. 85.

Brazil.

Page 638.

Genus 1. EURYMELA.

A. Fore-wings with a straight suture: hind-shanks with not more than two spines.

a. Last abdominal segment transverse. *Signoret*.

18. EURYMELA BICOLOR.

Eurymela bicolor, *Burm. Gen. Signoret, Ann. Soc. Ent. Fr. 2me Série*, viii. 503, 1, pl. 17, No. 2, f. 9.

New Holland.

2. EURYMELA RUBROVITTATA.

Eurymela rubrovittata, *Signoret, Ann. Soc. Ent. Fr. 2me Série*, viii. 504, 2.

b. Last abdominal segment consisting of two laminæ. *Signoret*.

1. EURYMELA FENESTRATA.

Eurymela fenestrata, *Signoret, Ann. Soc. Ent. Fr. 2me Série*, 505, 3.

19. EURYMELA DISCOIDALIS.

Eurymela discoidalis, *Signoret, Ann. Soc. Ent. Fr. 2me Série*, viii. 505, 4.

New Holland.

3. EURYMELA RUFICOLLIS.

Eurymela ruficollis, *Signoret, Ann. Soc. Ent. Fr. 2me Série*, viii.
506, 5.

8. EURYMELA DISTINCTA.

Eurymela distincta, *Signoret, Ann. Soc. Ent. Fr. 2me Série*, viii.
506, 6.

Eurymela vicina, *Signoret, Ann. Soc. Ent. Fr. 7*, var.

Eurymela speculum, *Walk.*

4. EURYMELA ERYTHROCNEMIS.

Eurymela erythrocnemis, *Signoret, Ann. Soc. Ent. Fr. 2me Série*
viii. 507, 8.

17. EURYMELA MARMORATA.

Eurymela marmorata, *Signoret, Ann. Soc. Ent. Fr. 2me Série*, viii.
507, 9.

20. EURYMELA MAURA.

Eurymela maura, *Signoret, Ann. Soc. Ent. Fr. 2me Série*, viii.
507, 10.

Cicada maura, *Fabr. Ent. Syst.* iv. 40, 57.

Flata maura, *Fabr. Syst. Rhyn.* 51, 27.

New Holland.

B. Fore-wings overlapping: hind-shanks with a double row of
spines. *Signoret.*

9. EURYMELA PULCHRA.

Eurymela pulchra, *Signoret, Ann. Soc. Ent. Fr. 2me Série*, viii.
508, 11, pl. 17, 11, f. 10.

Eurymela discifera, *Walk.*

21. EURYMELA LINEATA.

Eurymela lineata, *Signoret, Ann. Soc. Ent. Fr. 2me Série*, viii. 509, 12, pl. 17, f. 11.

New Holland.

22. EURYMELA ADSPERSA.

Eurymela adpersa, *Signoret, Ann. Soc. Ent. Fr. 2me Série*, viii. 510, 13, pl. 17, 11, f. 2.

New Holland.

15. EURYMELA BICINCTA.

Eurymela bicincta, *Signoret, Ann. Soc. Ent. Fr. 2me Série*, viii. 510, 14, pl. 17, 11, f. 12.

23. EURYMELA OCELLATA.

Eurymela ocellata, *Signoret, Ann. Soc. Ent. Fr. 2me Série*, viii. 511, 15, pl. 17, 11, f. 13.

New Holland.

24. EURYMELA PUNCTATA.

Eurymela punctata, *Signoret, Ann. Soc. Ent. Fr. 2me Série*, viii. 511, 16.

New Holland.

25. EURYMELA TRIFASCIATA.

Eurymela trifasciata, *Signoret, Ann. Soc. Ent. Fr. 2me Série*, viii. 512, 17, pl. 17, 11, f. 14.

New Holland.

26. EURYMELA PORRIGINOSA.

Eurymela porriginosa, *Signoret, Ann. Soc. Ent. Fr. 2me Série*, viii. 512, 18.

New Holland.

Page 651.

Genus 2. COLOBORRHIS.

Coloborrhis, *Germar, Silberm. Rev. Ent. iv.*

1. COLOBORRHIS CORTICINA.

Coloborrhis corticina, *Germ. Silb. Rev. Ent. iv. 73. Amyot et Serv. Hist. Nat. Hém. 648.*

Cape.

Page 665.

48. CERCOPIIS STRONGII.

Cercopis Strongii, *Westw. Trans. Ent. Soc. Lond. ii. 56, pl. 7, f. 12.*

East Indies. In Gum Animè.

49. CERCOPIIS TRANSVERSA.

Nigra, subtus obscure testacea; thoracis fascia antica scutelli apice pedibusque testaceis; abdomen purpureum; alæ anticæ testacæ, antice et ad apices nigro-fuscæ, costa apicem versus albo-maculata.

Black, dark testaceous beneath: a broad band on the fore-chest; tip of the scutcheon and legs testaceous: abdomen purple: fore-wings testaceous, dark brown along the fore border and at the tip, near which there is a white spot. Length of the body $4\frac{1}{2}$ lines; of the wings 10 lines.

a, b. Java.

Page 669.

4. TRIECPHORA 5-MACULATA.

Cercopis 5-maculata, *Germ. Lucas, Explorat. Scient. Alger. Atlas, pl. 4, f. 7.*

Algiers.

Page 670.

Triecphora analis = *Rhinaulax analis*, p. 667.

Page 674.

20. *TRIECPHORA*? *BICINCTA*.

Cercopsis bicincta, *Say, Journ. Acad. Nat. Sci. Philad.* vi. 303.
Indiana, Pennsylvania, Arkansasaw.

Page 685.

37. *MONECPHORA* *INTERRUPTA*.

Ptyelus interruptus, p. 715.
Allied to *M. albo-atra*.

38. *MONECPHORA* *RUFO-PICEA*.

Ferrugineo-rufa, piceo varia; pectus, abdomen et femora nigra; tibiæ testaceæ; tarsi ferruginei; alæ anticæ ferrugineæ, apice nigre fulvo maculatæ; venæ flavo guttatæ; alæ posticæ fulvo unimaculatæ.

Ferruginous red, smooth, shining, partly pitchy: head small, short, much narrower than the chest, rounded in front, concave along the hind border, longer in the middle than on each side; crown much longer than broad, with a rim on each side; face pitchy, very long, flat on the disk, very minutely shagreened, thinly punctured; epistoma almost semicircular towards the face, subquadrate, and with a slight longitudinal ridge towards the mouth: shield slightly tuberculate, very convex in front, almost straight along the hind border; scutcheon with a slightly arched suture across the middle: breast black; segments with testaceous borders: abdomen nearly all black: thighs black, their tips and the shanks testaceous; feet ferruginous: fore-wings ferruginous for half the length from the base, black from thence to the tips, with a large tawny spot on each bor-

der at three-fourths of the length; veins with a few yellow dots: hind-wings brown, with a tawny spot on each fore border. Length of the body 4 lines; of the wings 9 lines.

a. Columbia. From M. Jurgens' collection.

Page 704.

For 5. PTYELUS OBTUSUS, read 5. PTYELUS HEBES.

Page 713.

23. PTYELUS PARALLELLUS.

Lepyronia parallella, Say, App. Long's Exp. 303.

Page 714.

24. PTYELUS SARAGOTENSIS.

Lepyromia Saragotensis, Fitch, The Senate, No. 30, 53.
Ptyelus gelidus, 714, 24.

Page 716.

28. PTYELUS QUADRANGULARIS.

Cercopis quadrangularis, Say, Journ. Acad. Nat. Sci. Phil. iv.
338, 1.

e. Lake Winepeg. Presented by Sir John Richardson.

f. Great Bear Lake. Presented by Sir John Richardson.

Page 718.

For Colenso, read New Zealand; so also elsewhere where the name occurs.

Page 719.

36. PTYELUS BIFASCIATUS.

ddd. Nova Scotia. From Lieut. Redman's collection.

Page 724.

48. PTYELUS? OBTUSUS.

Cercopis obtusa, *Say, Journ. Acad. Nat. Sci. Philad.* iv. 339, 2.
United States.

Page 725.

50. PTYELUS? BILINEATUS.

Aphrophora bilineata, *Say, Journ. Acad. Nat. Sci. Philad.* vi.
304, 1.
Missouri.

51. PTYELUS? QUADRINOTATUS.

Aphrophora quadrinotata, *Say, Journ. Acad. Nat. Sci. Philad.* vi.
304, 2.
United States.

52. PTYELUS DISTINCTUS.

Ptyelus distinctus, *Lucas, Explorat. Sci. Alger. Atlas*, pl. 4, f. 8.
Algiers.

Page 733.

Group 1.

Genus TETTIGONIA.

Most of the species which are described in this Catalogue may be arranged in the following groups.

Head slightly rounded above and in front.

Sp. 1, 3—6, 12, 17, 21, 22, 40—44, 46—49, 58—61, 64—66, 68, 69, 71, 73—75, 81, 83, 88, 93, 97, 105.

Group 2.

Head more flat above and a little more produced in front, but not conical.

Sp. 24—33.

Group 3.

Head flat above, conical or angular in front.

Sp. 23, 35—37, 39, 45, 50—57, 72, 80, 82, 85—87, 89, 90—92, 95, 96, 99, 100—104.

Group 4.

Much like Group 2. Hind part of the head depressed across.
Sp. 34.

Group 5.

Much like Group 3. Abdomen contracted at the base. Sp. 38.

Group 6.

Head very short, slightly truncated in front. Sp. 62.

Group 7.

Body spindle-shaped. Head short, almost conical in front.
Allied to *Gypona*. Sp. 67.

Page 764.

87. TETTIGONIA QUADRIVITTATA.

Tettigonia quadrivittata, Say, *Journ. Acad. Nat. Sci. Phil.* vi. 312, 3.

Proconia quadrivittata, Vars. *a—e.*, Fitch, *The Senate*, No. 30, 55.

Tettigonia teliformis, p. 764, 84.

95. TETTIGONIA COMMUNIS.

Helochara communis, *Fitch, The Senate*, No. 30, 56.

Tettigonia herbida, *Walk. Cat. Hom.* p. 769, 95.

Genus HELOCHARA.

Helochara, *Fitch, The Senate*, No. 30, 56.

Head obtuse-triangular, broader than long, slightly broader than the thorax, the transversely striated front reflected over on the anterior sides of the vertex; vertex with a slight longitudinal stria; ocelli on the vertex farther from each other than from the eyes; tips of the male antennæ knobbed: elytra with five terminal and three discoidal areolets.

Page 773.

103. TETTIGONIA MOLLIPES.

Tettigonia mollipes, *Say, Journ. Acad. Nat. Sci. Phil.* vi. 312, 4.

Tettigonia acuta, p. 773, 103.

Page 782.

128. TETTIGONIA TRIFASCIATA.

Tettigonia trifasciata, *Say, Journ. Acad. Nat. Sci. Philad.* iv. 343, 6.

Missouri.

This and *T. trifasciata*, *Amyot et Serv.* (p. 733) may belong to distinct genera, in which case the latter may retain its specific name.

129. TETTIGONIA BASILARIS.

Tettigonia basilaris, *Say, Journ. Acad. Nat. Sci. Philad.* iv. 344, 7.

Missouri.

130. TETTIGONIA OCTOLINEATA.

Tettigonia octolineata, *Say, Journ. Acad. Nat. Sci. Philad.* iv. 340, 1.

Missouri.

131. TETTIGONIA LIMBATA.

Tettigonia limbata, *Say, Journ. Acad. Nat. Sci. Philad.* iv. 340, 2.

Missouri.

132. TETTIGONIA MIXTA.

Tettigonia mixta, *Say, Journ. Acad. Nat. Sci. Philad.* iv. 341, 3.

Missouri.

133. TETTIGONIA OBLIQUA.

Tettigonia obliqua, *Say, Journ. Acad. Nat. Sci. Philad.* iv. 342, 4.

United States.

134. TETTIGONIA COMES.

Tettigonia comes, *Say, Journ. Acad. Nat. Sci. Philad.* iv. 343, 5.

Missouri.

135. TETTIGONIA OCCATORIA.

Tettigonia occatoria, *Say, Journ. Acad. Nat. Sci. Philad.* vi. 311, 1.

Indiana.

136. TETTIGONIA VERSUTA.

Tettigonia versuta, *Say, Journ. Acad. Nat. Sci. Philad.* vi. 311, 2.

United States.

137. TETTIGONIA BIFIDA.

Tettigonia bifida, Say, *Journ. Acad. Nat. Sci. Philad.* vi. 313, 5.
Vars. *a—c.*, Fitch, *The Senate*, No. 30, 55.

Indiana.

138. TETTIGONIA HIEROGLYPHICA.

Tettigonia hieroglyphica, Say, *Journ. Acad. Nat. Sci. Philad.* vi.
313, 6.

Arkansaw.

139. TETTIGONIA TRIPUNCTATA.

Tettigonia tripunctata, Fitch, *The Senate*, No. 30, 55.
New York.

140. TETTIGONIA NOVEBORACENSIS.

Aulacizes noveboracensis, Fitch, *The Senate*, No. 30, 56.
New York.

141. TETTIGONIA INIMICA.

Amblycephalus? inimicus, Say, *Journ. Acad. Nat. Sci. Philad.* vi.
305.

United States.

142. TETTIGONIA MELSHEIMERII.

Amblycephalus Melsheimerii, Fitch, *The Senate*, No. 30, 61.
a. New York. From Dr. Fitch's collection.

143. TETTIGONIA SAYII.

Amblycephalus Sayii, Fitch, *The Senate*, No. 30, 61.
a. New York. From Dr. Fitch's collection.

144. TETTIGONIA CURTISII.

Amblycephalus Curtisii, *Fitch, The Senate*, No. 30, 61.
New York.

145. TETTIGONIA ORBITALIS.

Evacanthus orbitalis, *Fitch, The Senate*, No. 30, 57.
New York.

Page 827.

For 39. LEDRA CULOBATA, read 39. LEDRA CULTRATA.

Page 831.

Genus TLASIA.

Tlasia, *Germ. Silb. Rev. Ent.* iv.

1. TLASIA BRUNNIPENNIS.

Tlasia brunnipennis, *Germ. Silb. Rev. Ent.* iv. 72. *Amyot et Serv.*
Hist. Nat. Hém. 648.

Cape.

Page 839.

19. GYPONA SCARLATINA.

Gypona scarlatina, *Fitch, The Senate*, No. 30, 57.
New York.

20. GYPONA FLAVILINEATA.

Gypona flavilineata, *Fitch, The Senate*, No. 30, 57.
Tettigonia 8-lineata, Var. a. *Say.*
New York.

Page 842.

6. PENTHIMIA AMERICANA.

Penthimia americana, *Fitch, The Senate*, No. 30, 57.
New York.

1. CLASTOPTERA ACHATINA.

Tettigonia obtusa? *Say, Journ. Acad. Nat. Sci.* iv. 339.

Page 843.

8. CLASTOPTERA TESTACEA.

Clastoptera testacea, *Fitch, The Senate*, No. 30, 53.
New York.

9. CLASTOPTERA PINI.

Clastoptera Pini, *Fitch, The Senate*, No. 30, 53.
New York.

10. CLASTOPTERA PROTEUS.

Clastoptera Proteus, *Fitch, The Senate*, No. 30, 54.

Sub-sp. 1. *flavicollis*, Vars. *a, b. Fitch.*

„ 2. *cincticollis*, Vars. *a—d. Fitch.*

„ 3. *maculicollis*, Vars. *a—c. Fitch.*

„ 4. *nigricollis*, Vars. *a—d. Fitch.*

New York.

Page 851.

25. ACOCEPHALUS VITELLINUS.

Acocephalus vitellinus, *Fitch, The Senate*, No. 30, 57.
New York.

Page 856.

12. CÆLIDIA SUBRIFASCIATA.

Iassus subbifasciatus, *Say, Journ. Acad. Nat. Sci. Philad.* vi. 310,
11.
Pennsylvania.

13. CÆLIDIA OLITORIA.

Iassus olitorius, *Say, Journ. Acad. Sci. Philad.* vi. 310, 10.
Pennsylvania.

Page 876.

58. BYTHOSCOPIUS TERGATUS.

Bythoscopus tergatus, *Fitch, The Senate*, No. 30, 58.
New York.

59. BYTHOSCOPIUS UNICOLOR.

Bythoscopus unicolor, *Fitch, The Senate*, No. 30, 58.
New York.

60. BYTHOSCOPIUS SEMINUDUS.

Iassus seminudus, *Say, Journ. Acad. Nat. Sci. Philad.* vi. 307, 4.
United States.

61. BYTHOSCOPIUS LACHRYMALIS.

Idiocerus lachrymalis, *Fitch, The Senate*, No. 30, 58.
New York.

62. BYTHOSCOPIUS MACULIPENNIS.

Idiocerus maculipennis, *Fitch, The Senate*, No. 30, 59.
New York.

63. BYTHOSCOPIUS SUTURALIS.

Idiocerus suturalis, *Fitch, The Senate*, No. 30, 59.
New York.

64. BYTHOSCOPIUS PALLIDUS.

Idiocerus pallidus, *Fitch, The Senate*, No. 30, 59.
New York.

65. BYTHOSCOPIUS VIRIDIS.

Pediopsis viridis, *Fitch, The Senate*, No. 30, 59.
New York.

66. BYTHOSCOPIUS TRIMACULATUS.

Pediopsis trimaculatis, *Fitch, The Senate*, No. 30, 60.
New York.

67. BYTHOSCOPIUS ABIETIS.

Athysanus Abietis, *Fitch, The Senate*, No. 30, 60.
New York.

68. BYTHOSCOPIUS FENESTRATUS.

Athysanus fenestratus, *Fitch, The Senate*, No. 30, 60.
New York.

69. BYTHOSCOPIUS FAGI.

Athysanus Fagi, *Fitch, The Senate*, No. 30, 61.
New York.

70. BYTHOSCOPIUS NIGRINASI.

Athysanus nigrinasi, *Fitch, The Senate*, No. 30, 61.
New York.

71. BYTHOSCOPIUS TESTACEUS.

Testaceus; abdominis dorsum fuscum; pedes postici albidii; alæ anticæ albo guttatæ; alæ posticæ subcinereæ.

Testaceous, paler beneath: head extremely short, as broad as the chest; crown forming an edge which is very obtusely angular; front and face flat, punctured; eyelets seated on the hind border of the face; epistoma small, almost square: chest slightly striated across; shield convex along the fore border, hardly concave behind; scutcheon triangular, almost equilateral, not extending beyond the hind-chest, with an arched suture beyond the middle: back of the abdomen brown: legs pale testaceous; hind-legs whitish; spines of the hind-shanks few and small: fore-wings testaceous, with numerous white dots: hind-wings very slightly gray. Length of the body 2 lines; of the wings 5 lines.

a. New Holland. Presented by the Entomological Club.

Page 895.

101. IASSUS ANNULIPES.

Iassus annulipes, Lucas, Explorat. Scient. Alger. Atlas, pl. 4, f. 10. Algiers.

102. IASSUS? INIMICUS.

Iassus inimicus, Say, Journ. Acad. Nat. Sci. Philad. vi. 305, 1. Virginia.

103. IASSUS? ACUTUS.

Iassus acutus, Say, Journ. Acad. Nat. Sci. Philad. vi. 306, 2. Indiana.

104. IASSUS? IMMISTUS.

Iassus immistus, Say, Journ. Acad. Nat. Sci. Philad. vi. 306, 3. Indiana; Missouri.

105. IASSUS? SANCTUS.

Iassus sanctus, *Say, Journ. Acad. Nat. Sci. Philad.* vi. 307, 5.
Indiana.

106. IASSUS? VERTICIS.

Iassus verticis, *Say, Journ. Acad. Nat. Sci. Philad.* vi. 308, 6.
Missouri.

107. IASSUS? NOVELLUS.

Iassus novellus, *Say, Journ. Acad. Nat. Sci. Philad.* vi. 309, 8.
Indiana.

108. IASSUS? IRRORATUS.

Iassus irroratus, *Say, Journ. Acad. Nat. Sci. Philad.* vi. 308, 7.
Pensylvania, Indiana, Missouri, Florida.

109. IASSUS? CLITELLARIUS.

Iassus clitellarius, *Say, Journ. Acad. Nat. Sci. Philad.* vi. 309, 8.
Indiana.

110. IASSUS EXTREMUS.

Ferrugineus; caput subtus piceo varium, inter oculos albidum; pectoris discus niger; abdomen supra nigricans; femora basi nigra; alæ posticæ limpidæ.

Pale ferruginous: head and chest thickly and minutely punctured: head flat, almost triangular, narrower than the chest, hardly concave along the hind border; its length a little less than half its breadth; underside whitish between the eyes; face and epistoma mostly pitchy: chest almost flat; shield with a slight longitudinal ridge: disk of the breast black: abdomen blackish above: thighs black towards the base: fore-wings thickly punctured from the base to the tips, reticulated towards the tips: hind-wings colourless. Length of the body $1\frac{1}{2}$ line; of the wings 3 lines.

a. Europe. Presented by M. Goureau.

58. TYPHLOCYBA VULNERATA.

Erythroneura vulnerata, *Fitch, The Senate*, No. 30, 62.
New York.

59. TYPHLOCYBA AFFINIS.

Erythroneura affinis, *Fitch, The Senate*, No. 30, 63.
New York.

60. TYPHLOCYBA QUERCUS.

Empoa Quercûs, *Fitch, The Senate*, No. 30, 63.
New York.

61. TYPHLOCYBA COCCINEA.

Empoa coccinea, *Fitch, The Senate*, No. 30, 63.
New York.

Genus. ERYTHRONEURA.

Erythroneura, *Fitch, The Senate*, No. 30, 62.

Head crescentiform, about as broad as the thorax; vertex rounded down to the front without an angular edge; ocelli between the vertex and the front, almost as near each other as to the eyes; elytra without closed areolets in the disk; apical areolets four, rather long; middle apical areolet simple. Exterior and middle-veins sometimes obsolete in advance of the transverse-vein.

Genus EMPOA.

Empoa, *Fitch, The Senate*, No. 30, 63,

Differs from *Erythroneura* in having the apical vein widely forked, forming a triangular apical areolet, which is shorter than the three other terminal areolets.

These two genera may be united to *Typhlocyba*.

Page 897.

5. TYPHLOCYBA CITRINELLA.

Typhlocyba citrinella, *Tollin, Ent. Zeit. Stett.* xii. 71, pl. 1, f. 1.

Page 898.

10. TYPHLOCYBA BLANDULA.

Typhlocyba blandula, *Tollin, Ent. Zeit. Stett.* xii. 71, pl. 1, f. 1.

15. TYPHLOCYBA ROSÆ.

Typhlocyba Rosæ, *Tollin, Ent. Zeit. Stett.* xii. 70, pl. 1, f. 1.

Page 900.

20. TYPHLOCYBA VITTATA.

Typhlocyba vittata, *Tollin, Ent. Zeit. Stett.* xii. 72, pl. 1, f. 4.

Page 902.

26. TYPHLOCYBA SMARAGDULA.

Typhlocyba smaragdula, *Tollin, Ent. Zeit. Stett.* xii. 72, pl. 1, f. 5.

29. TYPHLOCYBA PICTA.

Typhlocyba picta, *Tollin, Ent. Zeit. Stett.* xii. 72, pl. 1, f. 4.

Page 903.

30. TYPHLOCYBA URTICÆ.

Typhlocyba Urticæ, *Tollin, Ent. Zeit. Stett.* xii. 72, pl. 1, f. 4.

58. TYPHLOCYBA CONCINNA.

Typhlocyba concinna, *Tollin, Ent. Zeit. Stett.* xii. 72, pl. 1, f. 4.

59. TYPHLOCYBA CORYLI, n. s.

Typhlocyba Coryli, *Tollin, Ent. Zeit. Stett.* xii. 70, 72, pl. 1, f. 6.
Germany.

60. TYPHLOCYBA ROSEIPENNIS, n. s.

Typhlocyba roseipennis, *Tollin, Ent. Zeit. Stett.* xii. 72.
Germany.

Tollin groups the *Typhlocybæ* thus:—

i. Elytra marginata: areolis quatuor.

T. elegantula, Ulmi.

ii. Elytra immarginata.

a. Areolis quatuor.

1. Areola elytrorum tertia basi truncata. Alæ marginatæ.

a. Alæ venis apicalibus tribus.

T. citrinella, aureola, micantula.

b. Alæ venis apicalibus duabus.

T. viridula, flavescens.

c. Alæ venis apicalibus quatuor.

T. sulphurella.

2. Areola elytrorum quarta minutissima et apice remota. Alæ immarginatæ.

a. Alæ venis apicalibus tribus, prima basi dichotoma et cum tertia apice convergentibus.

T. Hyperici, blandula, 10-punctata, Scutellaris.

b. Alæ venis apicalibus tribus, prima et tertia basi dichotomis, secunda ad 3am approximata.

T. Coryli.

3. Areola elytrorum tertia basi acuminata petiolata. Alæ immarginatæ.
- a. Alæ venis apicalibus quatuor.
T. *concinna*, *vittata*, *picta*, *Urticæ*, *fulva*, *jucunda*, *tenella*, *adspersa*, *stellulata*.
- b. Alæ venis apicalibus tribus.
T. *Rosæ*, *fasciata*, *Quercûs*, *nitidula*, *6-punctato*, *tenerrima*, *cruenta*, *lineatella*.
- β. Areolis elytrorum tribus. Alæ marginatæ, venis duabus.
T. *smaragdula*.

APHIS TANACETICOLA.

Aphis Tanaceticola, *Wahlberg*, *Ofvers. Vet. Akad. Försch.* 1844, 153. *Hornsch. Arch. Scand. Beitr.* i. 177.

Page 953.

28. APHIS LITTORALIS.

a. k. England. Presented by F. Walker, Esq.

29. APHIS HIRTELLA.

Insert, Distance between the first and second veins at the base rather less than half that between them at the tips; third much nearer to the second at the base than at the tip, farther at the base from the second than the second is from the first; first fork much nearer to the second fork than to the third vein, as near to the third vein as the third is to the second; second fork as near to the fourth vein as to the first fork; fourth vein hardly curved, nearer to the second fork than to the tip of the rib-vein.

30. APHIS CYPERI.

Distance between the first and second veins at the tips about thrice farther than that between them at the base; third twice farther from the second at the tip than at the base, much nearer to the second at the base than the second is to the first; first fork very much nearer to the second fork than to the third vein, farther from

the third vein than the third is from the second ; second fork a little nearer to the fourth vein than to the first fork ; fourth vein slightly curved near the base, straight from thence to the tip ; much nearer to the second fork than to the tip of the rib-vein.

a. Ireland. Presented by A. H. Haliday, Esq.

32. APHIS BUFO.

a. England. Presented by F. Walker, Esq.

Page 1050.

BYRSOCRYPTA PALLIDA, *Hal.*

Aphis alba, *Ratz. Forst. Ins. iii. 222, pl. 13, f. 3.*

Page 1095.

For antennæ recurva read antennæ recurvæ.

Page 1096.

For tenuis ore read tenuiore.

Page 1110 and 1113.

For Passim, frequens read Passim frequens.

Page 1116.

For apiculum attenuatum read apiculam attenuatam.

Page 1117.

For subrufæ read subrufa.

INDEX.

- A.
- Aæde*, 181
Abbotii, 401
abbreviata, 381, 722
abbreviatus, 594
abcisus, 595
abdominalis, 654, 882
Abietaria, 1035
abieticola, 928
abietina, 887, 976
abietinus, 887
Abietis, 923, 956, 957, 1030, 1063, 1078, 1162
Abrotani, 1035
abscendens, 371
Absinthifex, 965
Absinthii, 965
Abutilonea, 1093
Acanalonia, 471
Acanonia, 471
Acanorides, 403
acanthaspis, 611
Accipiter, 83
accisa, 548
Acericola, 951
Acerifex, 950
Acerina, 935
Aceris, 932, 950, 1074
Acetosæ, 982
achatina, 842, 1160
Achillaphis, 964
Achilleræ? 964
Achilus, 338
Acocephalus, 846, 848
Aconophora, 536
acopsis, 807
Acrida, 209
A crostigmus? 899
Acucephalus, 846
aculeata, 526, 1100
aculeolus, 603
acuminata, 460, 564, 779, 807, 1115, 1142
acuminatus, 564, 779, 1142
acuminipennis, 444
acuta, 81, 448, 773, 1156
Acutalis, 590
acutipennis, 927
acutula, 576
acutus, 369, 894, 1163
addita, 448, 737, 1017
adducta, 1017
Adelges, 1063
adjecta, 1023
adjuta, 1012
adjuvans, 1013
Adonidum, 1080, 1102
adscendens, 440, 805
adscita, 1013
adspersa, 799, 900, 1150
adpersus, 799
adusta, 102, 575
adustus, 710, 849
advena, 328, 1024
Ægopodaphis, 980
Ægopodii, 980
ænea, 581
æneus, 858
Æolothrips, 1116
æruginosa, 919
æstuans, 229, 750, 1127
Æthalia, 646
Æthalion, 646
æthiops, 840
Aethlius, 210
affinis, 3, 268, 308, 526, 574, 850, 929, 1054, 1165
afra, 673
africana, 268
africanus, 873
agilis, 960
Aglena, 807
agrestis, 852
Airæ, 920
alacris, 580
alata, 570
Alaterni, 919
alba, 1050, 1059, 1169
albæ, 948
albicincta, 340, 726, 1118
albicinctus, 340
albicosta, 445
albida, 160, 400, 767, 777, 1125
albidorsa, 481
albidus, 347, 872
albiflos, 148, 280
albifrons, 849
albiger, 373, 884
albigeræ, 12
albigutta, 753
albilatera, 723
albicaculata, 583
albipennis, 269, 397, 798, 1100, 1051
albigigma, 58
albiventris, 926
albivitta, 319
albizona, 424
alboatra, 682
albofasciata, 756
albo-marginata, 356
albostriella, 905
albula, 466
Alchimillæ, 1082
Aleurodes, 1091, 1092
Aleyrodes, 1091
Aleyrodites, 1065
Algira, 230, 1127
Algiriens, 1136
Alleloplasis, 350
alliacea, 553
Alni, 698, 862, 912, 944, 1072
Alnifoliæ, 1030
alpina, 878, 918
alpinus, 878
alta, 476, 529
alterna, 1021
alternatus, 876
Althæa? 964
altifrons, 553, 608
altissima, 482
alutacea, 589
amabilis, 274, 283
Amazili, 519
ambigua, 479, 915

- Amblycephalus*, 733
Americana, 1091, 1160
Americanus, 1057
Amerinæ, 1005
amica, 1011
amæna, 759
Ampelopsidis, 1145
Amphiscepa, 361
Amphiscepha, 370
amplus, 706
Amygdali, 1074
analis, 667, 670, 1152
anceps, 342, 350
anchorago, 612
ancora, 601, 633
Ancyra, 395
Andrææ, 586
Angelicæ? 980
Anglica, 226
angulata, 558, 725
angularis, 78
angulicornis, 360
angulifera, 771
anguliferus, 868
angulosa, 34
angusta, 174, 680
angustata, 523
angustus, 806
Anisostropha, 932
annularis, 264
annulata, 247, 582, 923,
 943, 1126
annulatus, 227
annulicornis, 1101
annulipes, 1163
annulivena, 205
Anœa, 207
Anomus, 631
Auotia, 402
antennata, 938
Antericornes, 472
Anthrisci, 1005
antica, 182, 456, 562, 771
antico-nigra, 592
Antonina, 488
Aolothrips, 1118
Aonidium, 1071
Aparines, 982
Aper, 87
Aphæna, 271, 273
Aphalara, 929
Aphana, 289
Aphidiæ, 909, 934
Aphidi, 909, 934
Aphidina, 934
Aphidinæ, 934
Aphis, 934, 962, 1047, 1049,
 1053, 1058, 1061, 1063,
 1090
Aphrodes, 876
Aphrophora, 697, 702, 725
Aphrophorides, 697
apicale, 161, 270, 368, 393,
 431, 518, 533, 569, 572,
 579, 648, 666, 723, 736,
 923, 925
apicifera, 161
apiophila, 917
Apiopsylla, 916
appendiculata, 395
apposita, 1028
aptera, 374, 1099
apterum, 374
apterus? 374
apterus, 374
Aptinothrips, 1104
Aquila, 84
arborum, 1078
Arbuti? 1073
Archangelicæ, 980
Arche, 195
Arclus, 184
arctica, 931
arcuata, 478, 669, 1144
areata, 675
argentea, 1132
argentata? 110, 892
argentatus, 892
Argostagum, 850
argyrostigma, 919
arietina, 499
arithmetica, 675
armata, 24, 519, 982
armatus, 594
armeniaca, 1086
Aræophus, 359
arrosa, 294
Artemisiæ, 931, 965
Arundinis, 769, 988
arvensis, 1136
Arytaina, 911
Asari, 1073
ascendens, 493
ascita, 1046
Asclepiadis, 1028
Aseigeia, 324
Asiraca, 359, 360
Asius, 141
aspera, 1109
aspericollis, 443
Asperulæ, 1014
asphaltina, 574
Aspidiotus, 1065
Aspisarcus, 1089
Assamensis, 612
assidua, 1021
assimilis, 880, 895
assueta, 1025
Asteris, 973
Ataliba, 520
attenuata, 766
attenuatus, 806, 881
ater, 871, 1110
aterrimum, 1078
aterrimus, 1078
Athysanus, 892
atomaria, 277, 578, 792,
 886, 1025
atomarius, 510, 886
atra, 89, 229, 230, 381,
 472, 645, 668, 789, 840,
 853
atrata, 89, 291, 473, 1109
atratus, 624, 1109
Atriplicis, 982
atripennis, 1088
atroaptera, 552
Atypal? 554
aucta, 1017
Aulacizes, 790
auletes, 111
aurantiaca, 532
Aurantii, 1032
aurata, 215, 900
auratus, 885
aureola, 896
aureolus, 897
auricoma, 336
auriculata, 580, 1141
aurifascia, 618
aurifera, 1129
auriflua, 550
auripeennis, 496
aurita, 809
auroalbus, 875
Aurora, 217, 275, 443
aurulenta, 835
Australasiæ, 44
Australiæ, 727, 1087
australe, 1079
australis, 44, 345, 430, 628,
 821, 856, 872,
Avellanæ, 977
Avenæ, 972
avicula, 250, 1133
axillaris, 527

B.

- Bactriana*, 547
badia, 756, 786
Baizongia, 1053
bajulus, 581
balista, 631
ballista, 497
Balsamitæ, 965, 993
Balsamitifex, 993
balteata, 590, 883
balteatus, 883
Bartsiæ, 1025
basale, 647
basalis, 245, 289, 419, 527,
 640, 626, 683, 795, 1013
basialba, 26
basiflamma, 170

- basifolia, 15
 basilaris, 1156
 basilinea, 352
 basimacula, 10, 746
 basirubra, 278, 670
 basistella, 297
 basistigma, 30
 basi-viridis, 18
 basivitta, 719
 bella, 672, 778
 Bellidis? 968
 belligera, 1143
 bellula, 1019
 Belothrips. 1115
 Bennetii, 497
 Berberidis, 996, 1073
 Beskii, 598
 Betæ, 1062
 Betula, 919, 936, 1052,
 1071
 Betularia, 1006
 betulæcolens, 1029
 Betulicola, 941
 Betulina, 1039
 bicarinata, 342, 353
 bicarinatus, 342
 bicincta, 644, 735, 1150,
 1152
 bicinctus, 338, 849
 biclavata, 397, 1137
 biclavatus, 498
 bicolor, 119, 228, 492, 625,
 669, 882, 1121, 1148
 biconica, 120
 bicornis, 372, 594
 bicosta, 112
 bicristata, 484
 bicuspis, 487
 bifascia, 415, 679
 bifasciata, 531, 631, 698,
 719, 722, 735, 850
 bifasciatus, 363, 576, 719,
 850, 1154
 bifida, 501, 1158
 bifoliata, 631
 bifoliatus, 631
 biforis, 373
 bifrons, 702, 947
 bigutta, 441
 biguttata, 721, 858, 887
 biguttatus, 858
 biguttula, 592
 bilineata, 1154
 bilineatus, 1154
 bimacula, 300, 364, 491,
 656
 bimaculata, 116, 566, 569,
 1142
 bimaculatus, 808, 847
 binaria, 591
 binotata, 481
 bipartita, 582
 bipennis, 606
 biplaga, 367
 bipuncta, 556
 bipunctata, 342, 533, 575
 bipunctatus, 342, 844
 bipustulata, 862
 bipustulatus, 862
 bispecularis, 656
 bispina, 534
 bistriata, 583, ? 850
 bistrigata, 585
 bivittata, 469, 653, 1139
 bivittatum, 649
 blandula, 898, 1166
 Bocydides, 473
 Bocydium, 600, 632
 Bogotensis, 543
 Bohemanni, 40, 883
 Bolbonota, 495
 Bombycoides, 435
 Bonelli, 395
 Bonnetii, 402
 borealis, 526
 bos, 522
 Bothriocera, 337
 braccata, 598
 brachycera, 501
 Brachyderi, 1116
 brachypterus, 891
 brachyrhina, 317
 bracteata, 563
 Brasiliensis, 444, 1089
 Brassicæ, 779, 1092
 Braure, 136
 brevicornis, 1113
 brevifrons, 754, 825
 brevipennis, 357
 brevis, 19, 492, 528, 571,
 578, 692, 727, 774, 807,
 820, 885
 brevivitta, 545
 Brisa, 131
 Brizo, 125
 Bromaphis, 972
 Bromeliæ, 1066
 Brucomorpha, 395
 brunnea, 230, 590, 857
 brunneus, 638, 857
 brunneo-fasciata, 534
 brunnicornis, 527
 brunnipennis, 603, 1159
 brunniiventris, 570
 Bubalus, 531, 1140
 Bubo, 82
 Bufo, 27, 393, 954, 1169
 bulbifer, 595
 bulbifera, 595, 598
 bullata, 470, 1139
 Bumeliæ, 1055
 Bumelifex, 1055
 Burmeisteri, 633, 808, 1089
 bursaria, 1054
 bursarius, 1054
 Butomi, 984
 Buxi, 913, 1071
 Byrsocrypta, 1058
 Bythoscopus, 856, 857

 C.

 Cacti, 1080
 Cadisia, 199
 cadiva, 1017
 cafra, 119
 Caja, 278
 Calamaphis, 989
 C.-album, 474
 Calemia, 894
 Caliscelis, 395
 Calliope, 212
 Callipappus, 1090
 calliptera, 1031
 callipterus, 1031
 callosa, 328
 Calthæ, 921
 calva, 1141
 Calymmata, 1068
 Calypticus, 1068
 Calyptoproctus, 288
 Calyptroides, 1067
 Cambii, 1072
 Camelliæ, 1006
 camelus? 562, 574, 1143
 Campanulæ, 964
 campestris, 535, ? 722
 cana, 839
 caneroma, 831
 candeliarius, 265
 candida, 439
 canaliculata? 795
 canicularis, 116
 cantans, 231, 1128
 capense, 1079
 capensis, 3, 610, 870, 1082
 capistrata, 576
 capitata, 23, 501, 720
 capra, 596, 636
 Capræ? 952, 980, 1076
 capreolus, 627, 636
 Capsellæ, 1001
 cara, 755
 Caranota, 1144
 carbonaria, 484
 cardinalis, 744
 Cardui, 848, ? 964, 1005
 Carduina, 993
 Caricæ, 1077
 carinata, 473, 590, 599, 815
 carinata, 481
 carinatus, 370
 Carineta, 240
 cariscia, 701

- Carmente, 71
 carnosa, 1138
 Carnosa, 1144
 Carphograptus, 351
 Carpini, 902, 914, 923
 1071
 Carrenonis, 284
 Caryæ, 961, 1147
 Cassiæ, 1082
 cassidioides, 728
 castanea, 921
 Castanæ, 1064, 1143
 Castresii, 262
 Catachilus, 721
 Catagrammus, 722
 cataphracta, 1091
 cataphractus, 1091
 catena, 119
 catenata, 2
 Cavigeni, 261
 celsa, 475
 Cenchrea, 399
 centralis, 562
 centromaculata, 589
 Centrotides, 473
 centrotoides, 570
 Centrotus, 495, 496, 499,
 503, 510, 517, 525, 588,
 592, 596, 600, 602, 610,
 631, 632, 636
 Cephalelus, 637
 Cephaloides, 637
 cephalotes, 759
 Cephaloxys, 232
 Cerasaphis, 978
 Cerasi, 978, 1006
 Cerasicolens, 1028
 Cerasina, 992
 Cerasti, 920, ? 925, 1032
 Cercopides, 638, 651
 Cercopis, 373, 650, 651,
 666, 667, 674, 686, 697,
 702, 725, 834, 840, 846,
 861
 cerealis, 972
 cerealium, 1105
 Ceresa, 525
 Cerens, 1087
 cereus, 863
 ceriferus, 1187
 Cerisyi, 119
 Ceroplastes, 1086
 certa, 1017
 cervina, 16
 cervinus, 412
 Cervus, 568
 Cestri, 1070
 Chalea, 698
 Chalepus, 731
 chalcoptera, 835
 Chamithus, 308
 characias, 1090
 Chariclo, 146
 Charon, 652
 Chelidonii, 1000, 1092
 Chenopodii, 982
 Chermes, 909, 911, 912,
 924, 929, 932, 1063, 1068
 Chi, 586
 Chilensis, 232, 1086
 Chilocorides, 379
 China aster, 1055
 Chironomus, 1088
 Chirothrips, 1106
 Chiton, 1091
 Chloapala, 907
 chlorizans, 895
 chlorocephalus, 825
 Chlorochria, 894
 chlorochroma, 311
 Chlorocysta, 1133
 chlorogaster, 47
 chlorogena, 88
 chloromera, 43
 chloronota, 8
 chlorophana, 897
 Chloroplegina, 900
 chlorotica, 532
 Chortophilus, 893
 Chrysanthemii, 1028
 chrysura, 550
 Cicada, 102, 262, 285, 290,
 354, 359, 360, 361, 381,
 400, 404, 422, 425, 434,
 439, 442, 473, 481, 517,
 600, 602, 634, 646, 667,
 686, 697, 702, 719, 725,
 733, 782, 790, 798, 799,
 804, 807, 809, 840, 843,
 844, 845, 846, 848, 856,
 876, 884, 895, 1122
 Cicadella, 733
 Cicadellæ, 637
 Cicadellina, 637
 Cicadina, 1, 261, 637
 Cicadula, 876, 895
 cicatricosa, 274
 Ciccus, 799
 Cichorii, 1009
 ciliaris, 3
 ciliata, 531
 cimiciformis, 1062
 cimicoides, 403, 580, 584,
 842
 Cinara, 934, 1047
 eineta, 204, 230, 284
 cincticeps, 328
 cincticollis, 1160
 cinctimanus, 49
 cinctipes, 803
 cinerea, 513
 cingulata, 114, 168, 478,
 674
 cinnabarina, 926
 Cionops, 1090
 circulata, 446, 688
 circumdata, 688
 circumdata, 1126
 Cisti, 1037
 Cistocephala, 907
 citrina, 503
 citrinella, 897, 1166
 Cixia, 339
 Cixii, 420
 Cixioides, 335
 Cixius, 339, 422
 Cladodiptera, 337
 Cladodipteryx? 290, 337
 Cladypha, 337
 clara, 23
 clarior, 784
 Clastoptera, 842
 clavaria, 497
 clavata, 598
 clavatus, 267, 598
 clavicornis, 360
 claviger, 598
 clavigera, 598
 Clematidis, 1084
 Clethraphis, 944
 Clethropsylla, 913
 Clio, 73
 clitellarius, 876, 1164
 Clonia, 66
 clypeata, 904
 Cnaphatodes, 927
 Cnici, 963, 1008
 Cnidopsylla, 924
 Cobax, 401
 Coccidæ, 1065
 Coccina, 1065
 coccinea, 293, 402, 666, 669,
 1065, 1165
 coccinella, 582
 Coccinelloides, 378
 coccineus, 1064
 Coccus, 1047, 1065, 1068,
 1079, 1086, 1090
 Cocois, 1093
 Cœlidia, 845, 852
 Coffiæ? 1079
 coleoprata, 223, 363, 725,
 911, 1116
 coleopratus, 362
 Coleothrips, 1117
 collaris, 666, 1136
 collega, 358, 565, 1011
 Colobesthes, 439
 Coloborrhis, 1151
 Colombiæ, 339, 361
 colon, 531, 685
 colorata, 735
 Colpoptera, 336
 Combophora, 592, 596, 598
 Combophorides, 472
 combusta, 294
 comes, 937, 1157
 comma, 447

- commoda*, 1012
communis, 1156
compacta, 256, 701, 842
complanata, 461
completa, 436, 451
complex, 908
composita, 587
compressa, 477, 541, 686, 797
compressicornis, 568
compressus, 370
concava, 547, 1142, 1146
conchiformis, 1067
concinna, 230, 755, 899, 884, 1127, 1167
conclisa, 547
concolor, 235, 322, 365, 482, 514, 540, 661, 715, 826
conferta, 818
confinis, 736, 745
confluens, 703
conformis, 412
Confucius, 280
confusa, 477, 1023
conica? 309, 551, 557, 823, 1140
conifer, 711
conirostris, 309
conjuncta, 1013
connexa, 173, 177, 663
coquata, 270
Coquebertii, 401, 1138
consentanea, 599
consobrina, 254, 888
consobrinus, 888
consona, 1019
consonans, 106
consors, 253, 1011
conspersa, 292, 440, 792, 1023
conspersus, 365
couspurcata, 117
conspurcatum, 375
constans, 563
consueta, 1012
consumpta, 1027
contaminata, 341
contamiuatus, 341
contermina, 1016
contigua, 670, 695
contracta, 31
contractus, 622
contraria, 789
contusus, 378
convecta, 1020
convergens, 114, 623
convexa, 726
conviva, 1019
convoluta, 578
Convolvuli, 1000
Corethrura, 397
coriacea, 698, 1100
coriaceum, 374
Corni, 1047, 1075, 1093
corniculata, 546
Cornidorsi, 472
Cornifex, 1047
cornifoliae, 1029
cornuta, 610
cornutus, 610
Coromandelica, 440
corrosa, 512
corticalis, 814, 1063
corticea, 698
corticina, 274 283, 335, 1151
corticis, 1098
Corvus, 86
Coryli, 858, 942, 977, 1071, 1145, 1167
Corymbiferarum, 1112
costalis, 118, 398, 615, 651, 664, 707, 821, 854
costata, 286, 398, 542, 848, 888, 957, 1050
costata-punctata, 916
costatus, 848, 888, 1050, 1069
Craceæ, 982
Craccifex, 982
Crambaphis, 980
crassa, 762
crassicornis, 359, 499, 517
crassinervis, 925
Cratægaria, 994
Cratægi, 915, 995, 1073, 1144
cratægicola, 914
Cratægifoliae, 1029
Craticula, 889
crenatus, 859
cribratus, 619, 712
cribrum, 512
Crimorphus, 350
crispus, 1085
cristata, 565, 782
cristatus, 370
crocea, 252, 287, 423, 678
croceus, 893
cruciata, 499
cruciatus, 499
crucifera, 196
crudelis, 1137
cruenta, 286, 576, 734
cruentata, 176, 444, 480, 688, 887
cruentatum, 480
cruentatus, 887
cryptogamus, 1067
Cucubali, 988
Cucujus, 262
cucullata, 476, 563 599, 782
culobata, 827
Cytorum, 1031
cultrata, 552
Cuna, 166
cuncta, 39
cuneata, 574
cunicularia, 340
cunicularis, 340
Cupido, 453
cupreus, 871
Curtisii, 1159
curvata, 537
curvatineris, 925
curvicosta, 114
curvidens, 610
cuspidata, 830, 843
Cuta, 139
Cutora, 172
cyanea, 584
cyaneiventris, 661
cyanescens, 424, 760
cyanirostris, 265
Cyclochila, 44
cyclops, 574
cylindricornis, 360
Cynoglossi, 1010
Cynorrhodi, 1110
Cynosbatis, 340, 341, 1135
Cyperii, 953, 1168
Cyphonia, 596
Cyphopterum, 375
Cyphotes, 588
Cypreola, 1075
Cyrene, 284
cyrnea, 308
cyrtops, 565, 1145
Cyrtosia, 1146
Cystosoma, 254, 1133

D.

Dactylopius, 1079
Dahlbomi, 904
Dahlia, 983
Dalagus, 861
Dalapax, 433
dama, 602
Damater, 178
Dance, 1001
Dariphia, 909
Darnis, 540, 574, 580, 585
Darnoides, 589, 842
Darwinii, 350, 1136
decemmacula, 389
decipiens, 483
decisa, 389, 548, 643
decisus, 621
decora, 4, 382, 744, 1109
decorata, 270, 761
decoratus, 808
decorus, 418

- decussata, 651
 Degeeri, 401, 1056
 Delalandii? 505
 DelSSERTII, 266
 delicatula, 282
 Delphacides, 335
 Delphax, 339, 350, 359, 360
 Deltocephalus, 733, 876, 882
 demissa, 684
 densa, 490
 denticauda, 359
 denticornis, 1106
 detifrons, 445
 deposita, 1016
 depressa, 817
 Derbe, 395, 396, 398, 399
 Derbidae, 396
 Derbides, 396
 Derboides, 396
 derelicta, 1026
 Deribia, 402
 Dermaptera, 1094
 Desmarestii, 1148
 despecta, 314, 1026
 detracta, 1020
 detritus, 713
 devecta, 1020
 Dexithea, 158
 diadema, 263, 805, 862
 Diadestia, 850
 Diana, 292
 Dianthaphis, 990
 Dianthi, 720, 990
 Dianthus, 446
 diaphana, 221, 424
 Diaprostocetus, 1079
 Diardi, 240
 Diargetenia, 340
 Diaspis, 1065
 Diatæniops, 848
 diceros, 527
 Dichoptera, 303
 dichroa, 293
 dichroma, 119
 Dictyophora, 303
 didyma, 117
 Diestostemma, 798
 difforme, 375
 difformis, 375
 dilata, 363
 dilatata, 117, 270, 363, 392, 397, 811, 1138
 dilatatus? 363, 630
 dilaticornis, 507
 dilecta, 717
 Dilobopterus, 808
 Dilobura, 283
 Dimera, 909
 dimidiata, 230, 286, 582
 diminuta, 74, 699, 1028
 diminutus, 801
 Dionysii, 340
 Dionysius, 340
 Diosmatis, 1077
 Diospolis, 400
 diphaga, 1042
 Dipsaci, 962
 Diraphia, 911
 dirhoda, 971
 discicollis, 896
 discifer, 708
 discifera, 449, 641
 discoidalis, 1148
 discolor, 273, 359, 374, 531, 1009, 1112
 discus, 409
 dispar, 351, 783, 1016, 1113
 dissimilis, 380
 dissita, 1017
 distigma, 892
 distincta, 1149
 distinctus, 1154
 distinguenda, 369
 diupsilon, 138
 diversa, 193, 1016
 dives, 46, 280, 791
 divisa, 3, 297, 667
 Dahrni, 582
 dolens, 190
 Dominicanensis, 444
 Donovanii, 422
 Dorei, 116
 dorsale, 375
 dorsata, 478, 535, 669, 1129
 dorsalis, 341, 399, 543, 551, 558, 658, 810, 867, 1136, 1147
 dorsiger, 857
 dorsimacula, 658, 663
 dorsivitta, 662, 802
 Dorthesia, 1090
 doruca, 47
 Dorydium, 637, 638
 Dryaphis, 960
 dryophila, 1052
 dubia, 359, 432, 781, 864, 914, 990
 dubius, 1088, 1090
 ducalis, 2
 ducens, 655
 Dufourii, 374
 Dandubia, 47
 duplex, 194, 738
 Dyciophora, 307
 Dyciophoroides, 303
 E.
 eburata, 855
 eburneus, 704
 Echineacti, 1066
 effulgens, 858
 egens, 1036
 egressa, 1020
 Elana, 197
 Elasmocelis, 403
 Elatiptus, 1064
 elegans, 288, 308, 399
 elegantula, 359, 735, 896, 920
 elevata, 477
 Elidiptera, 328
 elliptica, 312, 687
 ellipticus, 373, 1137
 elongata, 400
 emarginata, 1144
 Emma, 288
 emortua, 445
 Empoa, 1165
 encaustica, 174
 Enchenopa, 481
 Enchophora, 271
 Enchophyllum, 480
 enfiglobum, 601
 ensata, 480
 ensata, 481
 ensatum, 480
 ensifera, 273, 729
 Entyliæ, 546, 550, 585
 Ephemera, 231, 336
 ephippigera, 565
 ephippium, 586
 Epiclina, 831
 Epidendri, 1073
 Epiemata, 668
 Epilobii, 1002
 Epilobiina, 1027
 Epimeltia, 907
 Epiplagia, 472
 Epirrhæna, 894
 Episcins, 282
 episcopalis, 829
 Epistiatia, 886
 Epitænia? 650
 equestris, 834
 Erato, 41
 Erice, 650, 932, 1038, 1114
 ericetarum, 650
 erigen, 614
 Eriophori, 953
 Eriosoma, 934, 1047, 1053, 1063
 Erysimi, 1004
 erythrocephala, 799
 erythrocephalus, 799
 erythronemis, 639, 1149
 Erythroneura, 1165
 erythroplthalma? 884
 erythropus, 551
 erythrostenæ, 685
 Essingtonii, 396, 1138
 Euacanthus, 733
 Eucalypti, 1088

- Eudactyli, 1107
 Eumallia, 335
 Euonymaphis, 922, 987
 Euonymi, 987
 Eupelix, 843
 Euphorbiæ, 982, 1003
 Euphrasiæ, 1026
 Euphyllura, 933
 eupoda, 925
 Eupteryx, 895
 Europæa, 307
 Eurybrachys, 289, 381, 395
 Eurymela, 638, 1148
 Eurymelides, 638
 Euterpe, 157
 Evacanthus, 779
 exaltata? 502, 860
 excavata, 92
 excelsa, 564
 excisus, 593
 exclamations, 723
 exhausta, 120
 exigua, 359
 exilis, 930
 exima, 904
 expansa, 475, 563
 expansicornis, 570
 extensa, 554
 extranea, 1016
 extrema, 761
 extremus, 1164
 exul, 1024
- F.
- Fabæ, 905, 982
 Fabricii, 1088
 Fagi, 921, 938, 1086, 1146, 1162
 falcata, 439
 falcatus, 622
 familiaris, 1015
 farinaria, 733
 farinosa, 274, 733, 1030
 farinosus, 1082
 fasciata, 46, 426, 474, 476, 562, 629, 721, 780, 804, 903, 1117, 1146
 fasciatum, 1078
 fasciatus, 629, 804, 849, 957, 1078, 1147
 fasciculata, 118
 fasciolata, 399
 fastidiosa, 522
 F. completa, 1139
 femerula, 582
 femoralis, 910, 927
 femorata, 532
 fenestrata, 231, 310, 404, 639, 1147, 1148
 fenestratus, 863, 879, 1162
 ferrifera, 115, 313
 ferrugata, 468
 ferruginea, 117, 305, 333, 489, 586, 660, 672, 783, 817, 832, 917
 ferrugineus, 832, 863, 865
 ferrum-equimum, 724
 fervens, 809, 838
 fervida, 751
 festa, 693
 festiva, 119, 283, 734, 1141
 Festucæ, 1084
 Ficus, 933, 1081
 Ficus-Caricæ, 1077
 Fidicina, 78
 Filaginis? 1054
 filirostris, 805
 fimbria, 331
 fimbriata, 329
 fimbriatus, 1084
 fingens, 718
 finitimus, 628
 fissa, 485
 fissum, 648
 flaccida, 532
 flammea? 268
 flammeus, 338
 flammigera, 676, 887, 898, 901
 Flata, 264, 270, 271, 273, 282, 303, 307, 339, 404, 422, 425, 433, 434, 439, 856
 Flatida, 434
 Flatidæ, 403
 Flatides, 303, 335, 361, 403
 Flatoides, 403, 404
 flava, 569, 597
 flaveola, 227, 474, 1027
 flavescens, 351, 363, 374, 703, 862, 897
 flavicans, 495, 589
 flaviceps, 574, 702
 flavicincta, 528
 flavicollis, 862, 863, 1160
 flavida, 118
 flavidorsum, 834
 flavidus, 629
 flavifascia, 654
 flavifrons, 843
 flavilineata, 1159
 flavimacula, 378
 flavipennis, 591, 881, 928, 930
 flavisigna, 348
 flaviventris, 293
 flavivitta, 617
 flavolineatus, 592
 flavomaculata, 543
 flavomarginata, 569
 flavopunctata, 291
 flavovarius, 885
 flavozonata, 591
 flavus, 875
 flexuosa, 611, 677
 flexuosus, 611
 floccosa, 434, 1091
 floccosus, 1091
 Floridæ, 326
 foliaceæ, 473
 foliaceo-ensatæ, 480
 foliata, 473, 474
 folium, 445, 635
 Fonscolombii, 953
 forcipata, 358, 926
 Forda, 1060
 formicaria, 1060
 Formicarum, 1088
 formicata, 535
 formosa, 240
 fornicata, 232, 815
 Fragariæ, 971, 1083, 1092
 Fracilloni, 402
 Frangulæ, 1002
 Fraxini, 113, 918, 1056, 1081, 1123
 fraxinicola, 914
 frenatus, 879
 frequens, 1012
 frigida, 490
 fritillaria, 446
 fritillaris, 398
 frondita, 634
 frondosa, 255
 frontalis, 583, 733, 880
 fruticola, 863
 fulgida, 858
 fulgidus, 858
 Fulgora, 262, 263, 270, 271, 273, 282, 285, 288, 290, 303, 307, 335, 350, 361, 373, 381, 395, 422, 434, 471, 782, 804
 Fulgorellæ, 261
 Fulgoridæ, 262, 273
 Fulgorides, 272, 273, 335, 361
 Fulgorina, 261
 Fulgoroides, 262
 fulica, 482
 fuliginosa, 60, 294
 Fullo, 96
 fulva, 663
 fulvicollis, 660
 fulvidorsum, 894
 fulvigeræ, 9
 fulviventris, 841
 fulvofasciata, 799
 fulvofasciatus, 799
 fulvovaria, 583
 fulvus, 866
 fumata, 426
 fumipennis, 936

fumosus, 414
 furca, 613
 furcata, 569, 597, 666
 furcatus, 592
 furcicornis? 504
 fusca, 64, 268, 326, 473,
 610, 741, 929
 fuscata, 271, ? 426, 477
 fuscinervis, 913
 fuscipennis, 610, 653, 1010,
 1089, 1111
 fuscipes, 919
 fusconervosa, 591
 fuscovaria, 395
 fuscula, 1030
 fuscus, 595, 633, 1083
 fusiformis, 211, 315, 752,
 823

G.

Gæana, 253
 gaffa, 633
 galeata, 486, 552, 565
 Galeopsidis, 976
 galeritum, 632
 galeritus, 632
 Galii, 928, 982
 gallarum, 1059
 Gallinsecta, 1065
 Gambiæ, 506
 Gargara, 629
 garrula, 118
 gaudens, 743
 gazella, 602
 gelida, 751
 gelidus, 714, 1153
 gemina, 21, 737
 gemmata, 546
 gemmatus, 267
 Genei, 323, 328
 Genera, 257
 Genistæ, 629, 911, 982
 Genistifex, 982
 geometrica, 901
 Germari, 251, 601, 779, 900
 Germaria, 782
 Germarii, 116
 gibba, 567, 721, 811
 gibber, 1075
 gibberum, 1075
 gibbosa, 363, 629
 gibbosus, 363
 gibbula, 585
 gigantea, 511
 gigas, 104, 705
 gladiator, 567, 633
 gladius, 481, 517
 glanduliger, 594
 glanduligera, 594

glandulosa, 1032
 glauca, 834
 glaucumaculata, 735
 Glechomæ, 1015
 globiceps, 573
 globosa, 495
 globosus, 1057
 globulare, 600
 globularis, 601
 globulifera, 601
 globuliferum, 601
 globus, 583
 glomeriferum, 601
 Glyceriæ, 958
 Gnaphalii, 1025, 1054
 goniphora, 1141
 Goudotii, 702
 gracilis, 224, 482, 897, 898,
 1040
 Gradipedes, 934
 graminea, 309, 862
 Graminis, 719, 920, 1053,
 1084
 gramineus, 342, 862
 graminum? 1084
 grammica, 342
 granadensis, 515
 granaria, 972
 grandis, 745
 grisea, 160, 359, 650, 840
 grisescens, 536, 893
 grossa, 116, 522, 703
 Grossulariæ, 1002
 grossus, 703, 954
 grylloides, 374
 Gryllomorphus, 374
 Guerinii, 283, 497
 Guianæ, 333
 guttata, 118, 276, 285, 400,
 654, 829
 guttatus, 408, 864
 guttifascia, 441
 guttifer, 712
 guttifera, 427, 539, 845
 guttula, 352
 guttulata, 269, 284
 Gyllenhalii, 859
 Gymnoptera?, 1107
 Gypona, 834

H.

hæmatina? 693
 hæmatodes, 226, 926, 1126,
 1127, 1128
 hæmoptera, 274
 hæmorrhœa, 840
 hæmorrhoidalis, 275, 306,
 1102

Hagamea, 360
 Hamamelidis, 1059
 hamata, 357
 Hamelii, 1086
 hamifer, 603
 Hardwickii, 631, 645
 Harrisii, 113
 hastata, 537
 hastatus, 731
 Havanensis, 611
 hebes, 464, 525
 Hederæ, 995
 Helianthemii, 1061
 Helichrysi, 993
 Helicoptera, 328
 Heliethrips, 1102
 Helochara, 1156
 helvola, 1128
 hemelytra, 232
 Hemerobii, 425
 hemicryphum, 1075
 hemicyphus, 1075
 Hemidictya, 255
 hemiptera, 308, 351
 Hemiptycha, 517, 546, 550,
 554, 567
 Hemisphærius, 377
 Hephathus, 863
 herbaceus, 370
 herbida, 306, 470, 769, 1134,
 1156
 heros, 654
 Hesperidum, 1068
 heterodoxa, 396
 Heterogyne, 1114
 Heteronota, 596
 Heteronotus, 592, 598
 Heteroptera?, 1098
 heteroscelis, 289, 293
 hexaptera, 808
 hexapterus, 808
 Heydeni, 918
 hibernaculorum, 968
 Hieracii, 973
 hieroglyphica, 117, 1129,
 1158
 hilaris, 118, 665
 Hilpa, 6
 Hinermis, 592
 hippocampus, 634
 Hippophaes, 914, 1036
 hirta, 597
 hirtella, 1168
 hirtellus, 953
 hirticornis, 949, 1081
 hirtipennis, 3
 Hirundo, 152
 hispida, 500
 histrio, 835
 histriónica, 183
 histrionicus, 883
 Holci, 1038

- Homopterae, 1108
 honesta, 45
 Hoplophora, 510, 517, 521
 Hoplophorides, 472
 Hordei, 972
 Hordeolum, 1068
 Horiola, 585
 horridulus, 605
 horridus, 595
 horrifca, 500
 horrificus, 500
 Horsfieldii, 270
 hortensis, 903, 982
 Hotina, 267
 Hotinus, 264
 Hottentotta? 216
 Huchys, 251
 humeralis, 405, 583, 662,
 674
 Humuli, 923, 997
 Humulifex, 997
 humilis, 470, 514, 1038,
 1140
 hyalesthes, 335
 hyalina, 118, 225, 304, 404
 hyalinata, 303, 422
 hyalinatus, 227
 Hygiops, 338
 Hynnis, 401
 Hypaulacia, 864
 Hyperici, 898
 Hypericornis, 1076
 Hyporinus, 721
 Hyposcopus, 886
 Hyposticta, 907
 Hypostilba, 901
 Hyspanchinaea, 496, 631
 Hysteropterum, 373
- I.
- Iassicles, 843
 Iassus, 807, 832, 846, 856,
 876, 884
 Icdidia, 906
 Idolothrips, 1096
 ignifer, 804
 ignifera, 249
 ignipes, 616
 ignipicta, 725
 ignipictus, 725
 ignota, 766
 Ilicis, 995, 1069
 illata, 1022
 Illigeri, 1089
 illustrata, 248
 imbellis, 536
 imbricator, 1052
 immacula, 50
 immaculata, 90, 740, 1121
 immaculatum, 373
 immaculatus, 373
- immistus, 1163
 mpacta, 1018, 1024
 imperatoria, 47
 imperialis, 282
 impingens, 1042
 impresso-punctata, 472
 impunctatus, 1135
 impurus, 893
 inæqualis, 496
 inanis, 599
 Inca, 675
 incarnata, 251, 677, 734
 incepta, 187
 incerta, 462, 1022
 incipiens, 189
 incisa, 548
 inclusa, 658
 incompleta, 684
 inconstans, 673
 incrassata, 532
 incubans, 328
 inculta, 1021
 incumbens, 537, 1018
 indecisa, 549, 1022
 Indiana, 310
 indica, 46, 330, 855
 iudicans, 249
 indicator, 520
 Idiocerus, 860
 indistincta, 739, 1023
 inducta, 1018
 inermis, 521, 600, ? 1142
 infans, 201
 inflata, 600
 informis, 600
 infumatus, 638
 inhærens, 1041
 inimica, 1158
 inimicus, 895, 1158, 1163
 innocia, 930
 innotata, 770
 inornata, 438, 1142
 inscripta, 322
 inserta, 1020
 insessa, 1017
 insignis, 382, 915
 insita, 1021, 1034
 insularis, 888
 intacta, 435, 746, 1130
 intensa, 767
 intermedia? 90
 intermedius, 803
 interna, 511, 1119
 internata, 98, 1020, 1121
 interrupta, 175, 428, 545,
 779, 1152
 interruptus, 715, 779, 1152
 intersecta, 97, 791
 interstincta, 779
 interstitialis, 892
 intricata, 35
 introducta, 1028
- Inulæ, 1022
 invaria, 151, 828
 invarius, 621
 involuta, 584
 Io, 279, 423
 iodipennis, 426
 Irecharys, 1079
 irrorata, 780
 irroratum, 376
 irroratus, 780, 894, 1164
 Isatidis, 979
 Issidæ, 361
 Issides, 361
 Issites, 361
 Issoides, 361
 Issus, 361, 373, 377
 Isthmia, 732
- J.
- Jaceæ, 963, ? 964
 Jaceifex, 963
 Jacobææ, 993
 Jamaicensis, 1087
 Javanica, 400
 Javanensis, 612
 Javesa, 351
 Johannis, 149
 jucunda, 757, 903
 jucundus, 620
 Juglandicola, 945
 Juglandifex, 947
 Juglandina, 942
 Juglandis, 947, 1074
 Junci, 910
 Juncorum, 910
 juncta, 176
 Juniperi, 958
 Juniperifex, 958
 juvenca, 890
 juvencus, 890
 Juvenis, 188
- K.
- Kæmpferi, 117
 Kermes, 1068
 Kirbyii, 1138
 Klugi, 808
 Klugii, 423
- L.
- Labicerus, 399
 Laburni, 982
 labyrinthica, 75
 lacca, 534, 1081
 lacertina, 1097
 Lachnaphis, 1048
 Lachnodaphis, 1049
 Lachnus, 934, 961

- lachrymalis*, 1161
Lacrines, 132
lacteipennis, 237
lactiflora, 397
lactifera, 450
Lactucæ? 973, 1055
læta, 391, 491, 748
lævigata, 573
Lævipedes, 637
lævipennis, 635
lævis, 827, 1071
laminata, 536
lampetis, 263
lamproptera, 635
lanata, 285, 286, 1052
lanatus, 1083
lanceolata, 481
lanceolatum, 638
laniger, 1083
lanigera, 1048
lanio, 674, 857
lanuginosa, 1048
lapidaria, 1032
lapidarius, 1032
Laporti, 599
Lappida, 307
Laricethus, 1063
Laricis, 927, 957, 1063, 1085
larvatus, 860
lata, 462, 571, 889, 924, 1028
lateralis, 61, 575, 720, 1016
Laternaria, 262, 1133
Lathburii, 266
Lathyri, 966
laticauda, 579
latifascia, 639, 688, 796
latifrons, 344, 457, 588, 824, 869
latipennis, 607, 833
latipes, 482, 649
latissima, 655
lativitta, 520
Latorea, 183
latus, 889
Lauri, 363, 1066
Leachii, 1089
Lecanium, 1068
Ledra, 809, 810, 831
Ledropsis, 831
Lefebvrei, 477
Lepelletieri, 381
lepida, 292, 357
leporina, 339
leporinus, 339
leptarcyæ, 335
Leptochloris, 896
leptorhina, 321
Leptychus, 353
Lepyronia, 725
Leucanthemi, 1009
leucocephala, 720
leucomelas, 764
leuconeura, 243
leucophthalma, 722
leucophthalmus, 722
leucoptera, 231
Leucospilus, 859
leucostictica, 277
leucostigma, 388
Leucothoe, 1131
Lichenis, 922
lignarius, 413
Ligustici, 1007
Ligustri, 999
Liliaceorum, 1081
liliimacula, 363
limacodes, 578
limbata, 23, 294, 350, 434, 578, 589, 911, 1126, 1157
Limonathus, 882, 893
Limonii, 1015
Limothrips, 1105
limpida, 301
linealis, 337
linearis, 48, 791, 1067, 1120
lineata, 310, 511, 544, 691, 722, 839, 830, 883, 1150, 1159
lineatella, 901
lineatus, 722, 883
lineola, 350, 685
lineolata, 586, 686
lineolatus, 857
Liriodendri, 1077
literata, 91, 592
littoralis, 953, 1168
litrata? 687
litratus, 857, 859
livens, 849
Livia, 909, 910
livida, 642
lividellus, 882
Livilla, 911
Locusta, 236
longa, 486, 570, 740
longicollum, 481
longicornis, 569
longifrons, 357
longipennis, 316, 347, 352, 362, 910, 1106
longipes, 323, 748, 959
longirostris, 323, 961
longula, 585
Loniceræ, 992, 1056, 1092
Lophops, 403
Loti, 1108
Loxocephala, 381
Lucastia, 140
luciferæ? 785
lucifera, 262
Luconica, 484
luctuosa? 291
luctuosus, 289
Luczoti, 292
lugens, 651, 775
lugubriua, 289, 358
lunata, 473, 474
lunulata, 399, 880
lunulatus, 880
lurida, 390, 783
luridus, 870
lutea, 248, 559, 899, 1142
luteivitta, 354
luteola, 920
lutescens, 228
Lychnidis, 988
Lycoderes, 632
Lycopsidis, 1012
Lydda, 400
lyrata, 309
lyricen, 94
Lystra, 273, 285, 288, 289, 290, 336, 381, 616
Lystroides, 273, 288
Lythraphis, 990
Lythri, 990

M.

- Machærota*, 729
Macquarti, 500
macrophthalma, 337
Macropterae, 1099
mactans, 652
mactata, 668, 1021
maculata, 253, 266, 291, 443, 543, 568, 599, 673, 675, 793, 944
maculatus, 266, 801
maculiceps, 890
maculicollis, 860, 1160
maculicornis, 551
maculifrons, 343
maculipennis, 221, 382, 667, 858, 889, 903, 1161
maculipes, 70, 780, 878, 889
maculiscutum, 629
maculosa, 483
Madagascariensis, 1134
Magellani, 604
magna, 787
Mahaleb, 997
Maidis, 1061
Malacoptera, 1094
Malgacha, 435
Mali, 914, 985, 1048
malina, 526
malleator, 612
malleolus, 614

- malleonotata*, 78
malleus, 613
Malvæ, 968
Mamillariæ, 1081
manicata, 1106
mannifera, 79, 94
manniferus, 1081
margarita, 858
Margarodes, 1088
marginalis, 337, 409, 479, 1128
marginata, 119, 173, 269, 351, 468, 540, 568, 686, 785, 838, 906, 929, 1096, 1126, 1128
marginatus, 415, 638, 862
marginella, 230, 434, 443, 720
margnicollis, 328
Maria, 436
maritimæ, 955
marmorata, 24, 645, 782, 884, 1146, 1149
marmoratus, 289
marmorea, 581
matutina, 437
maura, 928, 1149
maurus, 363
Mayeri, 1009
Meander, 349
Mearesiana, 46
Meccaria ? 862
Meconaphis, 982
Mecynaphis, 937
media, 516
megaceros, 615
Megophthalmus, 844
melæna, 495
melaleuca, 1117
melampsalta, 229
Melanaphrus, 720
melanaria, 443
melanchloa, 778
Melanderus, 779
Melaneura, 769
melanogramma, 591
melanoneura, 915
melanopetalus, 635
melanopsis, 890
melanoptera, 46, 693
melanopygia, 172
Melanothrips, 1116
Melanthrips, 1116
Melete, 179
Melina, 128
Melisa, 127,
Melissæ, 903, 1037
Melpomene, 76
Melsheimerii, 895, 1158
Membracides, 472
Membracina, 472
Membracis, 473, 480, 481, 495, 503, 510, 517, 525, 534, 536, 546, 550, 554, 574, 580, 588, 592, 596, 598, 599, 602, 809, 1144, 1146
Menocria, 328
Menthæ, 1045
mera, 1144
mesochlora, 129
mesochlorus, 411
Mespili, 1083
metallica, 692
mexicana, 478
Mezammira, 229
Miænesthes, 341
micantula, 897
micratula, 897
microcephala, 232, 779
microdon, 55
Microptera, 1114
microrrhina, 315
militaris, 552
Millefolii, 964
miltoglypta, 555
Mimaphidus, 1047
minans, 482
miniacea, 294
miniata, 734
Minor, 417, 599, 772, 876
minuta, 350, 352, 468, 589, 646
minutissima, 1112
minutus, 589
mirabilis, 497, 724
Mirzacha, 879
Misbeca, 335
Mispachathus, 1140
Mispachthus, 722
mitratus, 632
mixta, 886, 1157
mixtus, 861, 886
Mneme, 181
modesta, 445, 926
mœrens, 114
mœsta, 358, 397, 780, 1138
mœstus, 780
Mogannia, 248
mollipes, 1156
Monephora, 674
moneta, 227
monilifera, 219
monoceros, 483
monogramma, 512
Monophlebus, 1088
monopsis, 325
monstrosa, 484
montana, 227
Montezuma, 36
monticola, 564
montifer, 620
morio, 285, 532, 584
morosa, 282, 1134
multicolor, 760
multifaria, 295
multifascia, 185
multiguttata, 286, 336
multinotatus, 890
munda, 455, 928
Musca, 248, 262
muscaria, 231, 636
muscarius, 370, 373
musiva, 231, 339
musivus, 339
muta, 17
mutabilis, 357
mutans, 716
mutata, 674
Mycterodes, 361
Myricæ, 1003, 1076
Mysidia, 397
Myzoxylus, 1047

N.

- Nacia*, 202, 466, 864
nanus, 863
Napelli, 1008
nasalis, 248, 357
nassatus, 862
naso, 831
Nasturtii, 996
nasutus, 361, 371
nava, 1139
navicula, 826
nebulosa, 221, 424, 705, 931
nebulosus, 705
neglecta, 683
Nehigla, 350
Neogami, 1113
Nepetæ, 1003
Nephesa, 433
Nerii, 1006, 1065
nervosa, 213, 340, 341, 390, 400, 532, 780, 848, 886, 930, 1009, 1135
nervosa-punctata, 340
nervosus, 341, 780, 1135
Nessorhinus, 542
neuter, 612
Nicomache, 67
nigella, 544
nigra, 89, 477, 668, 840, 843
nigrata, 516
Nigri, 973
nigricans, 593, 666, 783
nigricollis, 1160

- nigricornis*, 433, 434, 927, 1059
nigrifascia, 776
nigrimacula, 63, 318
nigrinasi, 1162
nigripennis, 653, 788
nigristigma, 57
nigrita, 920
Nigritarsifex, 936
nigritarsis, 936
nigritulus, 863
nigriventris, 543
nigrivittata, 539
nigro-æneus, 867
nigro-carinata, 521
nigro-fasciata, 535
nigrolinea, 2
nigromaculata, 273
nigropunctata, 274, 849, 900
nigro-rufa, 93, 1014
nigroviridis, 1130
nigrovittata, 483
nimbata, 552
nisus, 496
nitida, 581, 889
nitidissimus, 859
nitidula, 863, 880, 901, 1105
nitidulus, 863
nitidus, 851, 889,
nivea, 398
nivifera, 80, 463
nivis, 438
nobilis, 23, 268
nociva, 1019
noctivida, 309, 1134
nodicornis, 603
nodipennis, 370
nodosa, 162, 588, 594
nodosus, 594
noëva, 469
notata, 689, 900
notatus, 860
Notocera, 499
notula, 350
Noveboracensis, 1158
novellus, 1164
Nudimargines, 261
Nudiscuti, 472
numida, 669
nutans, 234, 482
nutricata, 1021
Nymphææ, 984
Nymphæifex, 984
- O.
- obesa*, 1116
obesus, 612
obliqua, 214, 302, 429, 472, 583, 833, 905, 1157
obliquata ? 302
obliquatus, 804
obliquus, 800, 851, 1067
oblouga, 937
obscura, 231, 291, 426, 517, 707, 738, 1051, 1107, 1127
obscurata, 270, 725
obscurilla, 358
obscurior, 187
obscurus, 347, 707, 848, 1107
obsoletus, 852, 873
obtecta, 47, 650, 1120
obtegens, 563
obtusa, 542, 724, 782, 832, 1154, 1160
obtusifrons, 318
obtusus, 704, 724, 1154
ocatoria, 1157
Occidentis, 225, 331, 699
occulata, 919
ocellaris, 882, 890
ocellata, 3, 444, 454, 693, 882, 896, 1150
ocellatus, 882
ocelliger, 708
ocellus, 429
ochracea, 99, 231
ochrophara, 335
octoguttata, 773
octolineata, 1157
octonotata, 253, 903
octopunctata, 656
octopunctatus, 892
oculata, 267, 395, 423
oculatus, 267
Odontoptera, 284
Œda, 599
Œnotheræ, 720
ceruginosa, 382
Oleæ, 933, 1058, 1070
olitoria, 1161
olitorius, 1161
olivacea, 44, 294, 579, 703
olivaceus, 703, 846
Olympusa, 101
Omalocephala, 283
Ommatidiotus, 380
Oncodaphis, 1006
Oncopsis, 857
Onobrychis, 966
Ouonidis, 999
Onopordi, 1005
opaca, 469, 1139
opalifera, 56
opalina, 89
opercularis, 90
operculata, 90
Ophiderma, 588
Opostigmus, 879
opponens, 757
opposita, 360
oppositus, 345, 360
ophthalmica, 483
opulenta, 747
orbitalis, 1159
orientalis, 841
Orientis, 417
ornata, 515, 596, 681, 702, 807
ornatipennis, 899
ornatus, 807
Ornea, 137
Orni, 113, 160, 1126, 1127
Orozimbo, 519,
Orthezia, 1091
Orthorbaphia, 728
Ostreæformis, 1067
Otiocerus, 401
ovalis, 584
Oxyacanthæ, 985, 1073
Oxyacanthaphis, 985
Oxygonia, 550
Oxypleura, 23
Oxyrhachis, 499, 503
- P.
- Pacechia*, 862
pacifica, 551
Padi, 986, 1074
Padifex, 986
pallens, 342, 526, 834, 882, 1043, 1115
pallescens, 380, 579
palliata, 358
pallida, 292, 310, 320, 325, 340, 397, 434, 469, 562, 657, 776, 781, 971, 1059, 1139, 1169
pallides, 544
pallidipennis, 424, 844, 888
pallidula, 357
pallidus, 340, 625, 849, 1162
pallipes, 765, 926, 1031
Palmarum, 1066
Paludum, 910
Panimius, 857
pannonica, 308
panorpæformis, 423
Panyases, 133
Papaveris, 982
papilionaria, 435
Paracletius, 1062
Paracletus, 1062
paradoxa, 497

- paradoxum, 638
 parallella, 508, 694, 788,
 1153
 Paralystra, 288
 parallelus, 713
 paria, 609
 Parmula, 585
 Paropia, 844, 845
 particeps, 1011
 parva, 805, 828
 parvula, 229, 1129
 parvus, 805
 pascuella, 880
 pascuellus, 880
 passa, 28
 passer, 124
 passerculus, 125, 1124
 Pastinacæ, 980
 Patara, 400
 Patellæformis, 1076
 pauperata, 734
 pectinipennis, 362
 pectoralis, 885
 Pedematia, 893
 pedestris, 372
 pedicularia, 1098
 Pediopsis, 862
 Pedunculi, 1056
 pe-la, 1087
 pellucida, 351, 423
 pellucidus, 423
 Pelargonii, 968
 Pelops, 404
 peltastes, 847
 Peltophlyctis, 864
 Peltospila, 907
 Pemphigus, 1053, 1054
 Pentastira, 343
 Pentastigmops? 899
 Penthius, 273
 Penthimia, 840
 Penthopitta, 864
 Penthotænia, 850
 Percheroni, 338, 638
 perdita, 810
 peregrina, 915
 perfecta, 449
 perforatus, 407
 perinoia, 729
 periphæria, 474
 perlatus, 892
 perpusilla, 269, 467
 persequens, 1044
 Persicæ, 921, 981, 1069,
 1074
 Persicariæ? 981
 Persicorum, 1069
 persola, 1014
 personatus, 863
 persorbens, 1020
 perspicillaris, 652
 perspicillata, 291, 356
 perulata, 42
 Peruviana, 479
 Peruvianus, 262
 pervirgatus, 799
 petasus, 634
 petrificata, 685
 Phaceloptera, 1065
 Phalæna, 1091
 Phalæna-Tinea, 1091
 phalænoides, 4, 422
 Phalænomorpha, 328
 Phalaridis, 1084
 phalerata, 1108
 Phegirus, 938
 Phenax, 335
 Phenice, 398
 philæmata, 251
 Philippina, 740
 Phillyrææ, 933, 1093
 Philyriptus, 939
 Phlæothrips, 1097
 Phlogospila, 898
 Phlogotænia, 905
 phœnicoptera, 676
 phœnicura, 252
 phœophila, 52
 Pholetæra, 8.6
 phosphorea, 262, 805
 phosphoreus, 805
 Phragmitis, 880
 Phriectus, 263, 271
 Phylloscelis, 380
 Phylloxera, 1065
 Phyllyphanta, 442
 Physapoda, 1094
 Physapus, 1105, 1110, 1111
 Physcoa, 135
 Physoplia, 516
 Physopoda, 1094
 Phytophthires, 909
 picea, 81, 570, 832
 piceæ, 954, 1063, 1073
 piceola, 472
 Picridifex, 963
 Picridis, 963, 1081
 picta, 226, 292, 585, 758,
 900, 902, 918, 929, 1024,
 1166
 pictipennis, 352, 495
 Pidytes, 134
 pileata, 501
 pileolum, 634
 pilicornis, 1031
 pilosa, 240, 341, 543, 1027,
 1030
 Pilosellæ, 1000, 1076
 pilosus? 341, 606
 Pimpinellæ, 1005
 Pineti, 956, 1078
 Pinetifex, 956
 Pini, 927, 955, 956, 1060,
 1099, 1135, 1160
 Pinicola, 927, 955
 Pinicolens, 1029
 Piniphila, 955
 Pisi, 966
 Pistaciæ, 1057
 Pisum, 966
 Pittostigma, 340
 Pityaphis, 955
 Pityopsylla, 927
 placida, 573
 plaga, 109
 plagiata, 669, 788, 904
 plana, 463, 529, 653, 812
 planata, 831
 planiceps, 424
 Planidorsi, 637
 plauiflava, 555
 Planigeni, 471
 planipennis, 422
 planirostris, 284, 816, 1134
 Plantaginifex, 1001
 Plantaginis, 1001
 Platanaphis, 934
 Platani, 946
 Platanoidis, 934
 platycerus, 618
 Platymetopius, 887
 Platypleura, 2
 platyrhina, 283, 311
 plebeia, 113, 884, 1128
 plebeius, 884
 Plectoderes, 1136
 Plegmatoptera, 303
 plena, 38
 plumbea, 754
 plumosa, 3
 Pochazia, 425
 Podagrariæ, 980
 pœcila, 484, 852
 Pœciloptera, 425, 434, 439,
 442
 pœcilopteroides, 422
 pœcilus, 860
 Pœcera, 288, 290
 Poeyi, 612
 Poiocera, 290
 polita, 29
 pollinosa, 1026
 Polonica, 1086
 Polonicus, 1086
 Polyanthis? 1055
 Polychroa, 240
 Polydictya, 289
 Polydorus, 32
 Polyglypta, 542
 Polygoni, 930, 1015
 Polyhymnia, 94
 Polyneura, 1
 Pomi, 985
 Populea, 951, 1009
 Populeti, 948
 Populi, 721, 858, 948, 1054

- Populifoliæ, 1029
 porosa, 513
 porphyrea, 294, 555
 Porphyrophora, 1080
 porrecta, 538
 porriginosa, 1150
 postfasciata, 527
 postica, 433
 Potentillæ, 998, 1083
 Poterii, 1082
 præcox, 575
 præterita, 1026
 præusta? 721
 præustus? 372, 721
 prasina, 100, 228, 303, 535,
 576, 768, 839, 858, 886
 prasinaria, 458
 prasinus, 362, 858, 886
 Praxita, 40
 Prenanthis, 1074
 primitiva, 218
 Primulæ, 1109
 prisuga, 917
 proboscidea, 307
 procerus, 885
 Proconia, 782
 Prodesmia, 883
 producta, 353, 442, 452,
 696, 772, 844
 productus, 891
 Prolepta, 270
 proletella, 1092
 Pronoe, 144
 Propetes, 797
 propinqua, 671
 Proserpina, 651
 Prostictops, 893
 Prostigmoderus, 861
 Protænia, 879
 protensa, 925
 Proteus, 892, 1067, 1160
 proxima, 459, 513, 596,
 664, 695
 pruinosa, 94, 469, 743, 755,
 853, 1128
 pruinosis, 961
 Prunaria, 998
 Prunastri, 1084
 Pruni, 916, 988
 Prunicola, 1006
 Prunifex, 989
 Prunina, 998
 Psecas, 65
 Pseudococcus, 1079
 Pseudoflata, 433
 Pseudophana, 303, 307
 Pseudophanides, 303, 335
 Pseudoplatani, 934
 Psidii, 1082
 Psimythimas, 893
 Psocus, 922
 Psophis, 153
 Psorodaphis, 1001
 Psylla, 909, 911, 912, 923,
 924, 929, 932, 933, 1063,
 1064
 Psyllidæ, 909
 Psyllodes, 909
 Pteridetha, 360
 Pteridis, 352
 Pterochlorus, 934
 Pterodictya, 336
 Pterophoroides, 1138
 Pterygia, 499
 Ptyelus, 702, 720
 pubescens, 722
 pubipennis, 603
 puella, 888
 puer, 200
 pugionata, 537
 pugnax, 536
 pulchella, 254, 274, 359,
 736, 899
 pulchellus, 863
 pulchra, 278, 920, 1149
 pulchrum, 647
 pulicaris, 879
 pulvera, 1011
 pulvereæ, 117
 pulverosa, 382
 pulverulenta, 286, 468,
 849
 punctata, 161, 268, 269,
 332, 568, 733, 824, 877,
 898, 1153
 punctatissima, 581
 punctatum, 646
 punctatus, 568, 877, 951
 puncticeps? 861
 puncticollis, 877
 punctifera, 383
 punctiferum, 376
 punctiferus, 892
 punctifrons, 879, 883
 punctigera, 14, ? 690
 punctipennis? 936
 punctipes, 880
 punctum, 398, 512, 573,
 718
 pungens, 309
 punicea, 286
 purpurascens, 922
 purpurata, 734
 purpuratum, 1075
 purpuratus, 1075
 pusilla, 229, 495, 902
 pusillus, 603
 pusio, 496
 pustulata, 118, 440
 Pycna, 2
 pygmæa, 229, 636
 pygmæus, 630
 pyralina? 446, 469
 pyralis, 435
 pyramidalis, 519
 Pyri, 916, 985, 995, 1052,
 1075
 pyricola, 917
 Pyrops, 263, 267, 270
 pyrorthina, 267
 pyrorthyncus, 267
 pyrrhocrypta, 272
 pyrrhotelus, 775
 Pyrotænia, 906

Q.

 quadrangularis, 716, 1153
 quadrata, 460, 781
 quadratus, 420
 quadricincta, 191
 quadridens, 499, 711
 quadrifasciata, 666
 quadriguttata, 689
 quadriguttatus, 366
 quadrilineata, 515, 922
 quadrimacula, 238, 741,
 837
 quadrinodosus, 592
 quadrinotata, 877, 902,
 1154
 quadrinotatus, 877, 1154
 quadriplagiata, 774
 quadripunctata, 468, 721,
 790, 892
 quadripunctatus, 892
 quadrisignata, 900, 923
 quadrituberculata, 78, 951
 quadrivittata, 735, 1143,
 1155
 quærens, 1025
 quærule, 230
 Quercea, 943
 Quercifoliæ, 1030
 Quercus, 101, 898, 923,
 961, 1052, 1065, 1069,
 1083, 1143, 1145, 1165
 quinquecostatus, 343
 quinquelineata, 470, 1140
 quinquelineatus, 1135
 quinquemaculata, 480
 quinquemaculatum, 480
 quinquetuberculata, 501

R.

 racemosum, 1072
 racemosus, 1072
 Raddoni, 1089
 radiata, 677, 912
 radiatum, 1078
 radiatus, 1078
 Radicis, 1061
 radicum? 1055
 ramifera, 53
 Ramni, 923
 ramulifera, 324
 Rana, 88

- Ranatra*, 592, 602
Ranatræ, 637
raniceps, 358
Ranunculi, 1003, 1055
Ranunculina, 1046
Rapæ, 979, 990
Raphani, 980
Rapharis, 979
Reaumuri, 1050
Reaumurii, 402
reclinata, 518
reclivata, 1145
recta, 79
rectispina, 597
recurva, 271
reducta, 11, 520, 549, 728, 739, 1044
redundans, 1017
relata, 1022
relicta, 468
remota, 432, 925
remotus, 866
repanda, 90
reponens, 604
Resomus, 861
resonans, 106
reticularis, 336
reticulata, 336, 422, 524, 595, 646, 837, 861, 886
reticulatum, 646
reticulatus, 371, 595, 631, 705, 861, 863, 886
retractus, 416
retusa, 469
retusus, 371
reversa, 382
Rhamnii, 923, 1002
Raphirhinus, 804
Rhinaulax, 667
Rhinocola, 932
Rhinortha, 284
Rhizobius, 1060, 1061
Rhizoterus, 1060
rhombæa, 635
Ribicola, 1000
Ribifex, 975
Ribis, 975
Ricana, 403, 404, 422, 425, 433
Ricanides, 403
ricanioides, 444
rimosa, 1129
rivularis, 356, 865, 888
Roboris, 959, 1070
robusta, 449, 579, 777, 1021
Rorismarini, 1071
rosa-cordis, 111
Rosæ, 899, 962, 1066, 1166
Rosarum, 977
roscida, 445
rosea, 220, 274, 401, 433, 476,
roseipennis, 1167
rostrata, 233
rostratus, 888
rotundicornis, 568
Rubi, 896, 967, 1073
rubicunda, 391, 678, 697
rubigenea, 386
rubra, 688, 922
rubriguttata, 763
rubrivitta, 299
rubrivittata, 537
rubrocostatus, 370
rubrovittata, 639, 1148
Rudbeckiæ, 1029
rudis, 421, 509
rufa, 742, 1104
rufescens, 119, 334, 506
ruficaput, 766
ruficanda, 763
ruficollis, 639, 1149
rufifacies, 802
rufifascia, 192, 299, 458
rufifrons, 854
rufimacula, 346
rufipennis, 853
rufipes, 550, 1031
rufistigma, 313
rufivaria, 686
rufivena, 59
rufiventris, 159, 552, 616, 700, 796
rufivitta, 559
rufo-picea, 1152
rufula, 916, 1023
rugosa, 816
rugosus, 848
Rumicis, 981, 983
Rumicifex, 982
Rusci, 1072
russeola, 881
russeolus, 881
rustica? 720, 848
rutilans, 752
- S.
- Sabecus*, 335
sabulicola, 882
saccharivora, 353
Sacchiphantes, 1063
sacrata, 42, 583
sagata, 574
sagittata, 515
salamandra, 588
Salias, 1009
Salicellis, 1030
Saliceti, 917, 1005, 1047
Salicifex, 952
salicina, 698, 7959
Salicis, 917, 951, 1005, 1066, 1072
Salicitifex, 1005
Salicivora, 952
Saliceti, 961, 1006
saligna, 959
Salripedes, 909
Salviæ, 1043
Sambuci, 984
Sambucifex, 985
Sambucifoliæ, 1029
Samia, 77
Sanæhus, 885
sanctus, 1164
sanguiflua, 24
sanguinalis, 1134
sanguinea, 226, 251, 276, 693, 1126, 1128
sanguinicollis, 840
sanguinolenta, 251, 484, 668
sanguinipes, 373, 680
sanguinosa, 511, 926
Sanguisorbæ, 1008
Saragotensis, 1153
Sassarus, 669
Satanas, 500
satellitæ, 296
Saundersii, 254, 277, 1089
Sayii, 895
Sayii, 1158
Scabiosæ, 1001
Scabri, 983
scalaris, 565
scanica, 844
scanicus, 844
Scaphula, 588
Scarides, 809
Scaris, 832
scarlatina, 1159
scenica, 487
Schellenbergii, 402
Schizoneura, 1047, 1049
Sciras, 241
scita, 671, 753
Scolops, 1135
Scolymaphis, 1005
scripta, 228
sculpta, 562
scurra, 247, 859
scutata, 845
scutellaris, 150, 277, 602, 898
scutellata, 120, 636, 786, 812, 843
scutelligera, 568
Scytinelytra, 1065
secunda, 1021
Sedi, 1001
sejuncta, 1014

- sejuncta, 1014
 Selenocephalus, 852
 sellata, 535
 semiatra, 589
 semicincta, 142, 657
 semiclara, 20
 semicosta, 221
 semicurva, 1141
 semifascia, 561, 643, 679,
 1142
 semilata, 122
 semilimpida, 300, 387
 semilucida, 20
 seminudus, 1161
 semipunctata, 227
 semisicca, 387
 semistriata, 396
 semivitta, 586, 752
 Senecionis, 922
 senegalensis, 308, 603
 septemdecim, 145
 septemfasciata, 729
 septemnotata, 903
 septempunctata, 659
 septentrionalis, 443
 sera, 385
 seriata, 342
 seriatum, 342
 sericea, 169, 493
 Sericothrips, 1102
 serrata, 264
 Serratulæ, 884, 963, 1077,
 1136
 Serratulifex, 963
 serratus, 264
 serricosta? 130
 Serripedes, 732
 serrulatus, 954
 serva, 60, 464
 Servillei, 263, 268, 271,
 292, 342, 362, 403, 423,
 471, 473
 setifera, 302
 setosa, 1033
 sexguttata, 154
 sexmaculata, 903
 sexnotata, 878, 895
 sexnotatus, 878
 sexvittatus, 715
 Sicca, 272, 384
 siccifolia, 698
 sicula, 543
 sigilata, 700
 signata, 552, 593
 signatipennis, 902
 signatus, 593
 signifer, 380
 signifera, 7, 228, 350, 655,
 728, 836
 Signoreti, 519
 similis, 556, 769, 1016
 simplex, 22, 228, 340, 925
 simularis, 355, 431, 717,
 918
 Sinensis, 367, 451, 757,
 871, 1058, 1086
 sinepsis, 568
 Sinica, 321, 327
 singula, 186
 sinuata, 336, 546, 1142,
 1144
 sinuosa, 400
 smaragdina, 303, 304
 smaragdula, 337, 835, 902,
 1166
 Smilia, 525, 534, 536, 554,
 589, 590, 599, 631
 Smilia guttata, 1143
 Smiliorachis, 533
 Smynthurodes, 1062
 smyrnense, 374
 Sobria, 63, 523
 sobrius, 874
 socia, 1010
 sodalis, 108, 1011
 Solani, 904, 990
 Solenius, 143
 Solidaginis, 847, 963
 Solidaginifex, 963
 solita, 467, 682
 sonans, 104
 Sonchi, 931, 963, 1015
 Sonchifex, 963
 sonora, 105
 Sorbi, 921, 987
 sordida, 512, 884
 sordidus, 884
 sororia, 693
 Spanioneura, 933
 sparsus, 848, 851
 spartiophila, 915
 spartulatus, 498
 speciosa, 46, 356
 spectabilis, 284, 652
 spectrum, 1097
 specularis, 293
 speculifera, 790
 speculigutta, 706
 speculum, 406, 641, 1149
 Sphæronotus, 600
 Sphenorhina, 686
 Sphinx, 13, 164
 Sphongophorus, 496
 Spilaphria, 698
 pilota, 292
 spilotocephalus, 890
 spinarum? 998
 Spinola, 267, 632
 Spinolæ, 266, 283
 spinicosta, 126, 1124
 spinifera, 526
 spinigera, 557
 spinosus, 519, 594
 spinosa, 47, 381, 519
 splendens, 310
 splendida, 426, 734
 splendidula, 252, 880
 spendidulus, 880
 spreta, 904
 spumaria? 697, 719, 722
 spunosus, 1070
 spuria, 850
 spurium, 1078
 spurium, 850, 1078
 squamiger, 635
 squamigera, 398, 480, 635
 squamigerum, 480
 squarus, 578
 Stachydearum, 903
 Stactogala, 894
 Stactopeltus, 906
 Staphylinus, 1103
 Statices, 1099
 Stegaspis, 634
 Stellaris, 1038
 stellaris, 453
 stellata, 665, 691
 stellulata, 399
 stellulator, 900
 Stenelytra, 1101
 Stenoptera, 1101
 Sternorhynchi, 909
 stigma, 167, 398, 410, 858,
 1050
 stigmata, 469, 1139
 stigmatica, 161
 stigmatalis, 352, 860
 stigmaticus, 341
 stigmatus, 1135
 Stigmocratus, 877
 stipata, 51, 155, 749
 stipatus, 411, 874
 stolidia, 478
 Stollii, 401, 435, 808, 1148
 straminea, 17, 544
 stramineus, 847, 868
 strepens, 33
 striata, 206, 350, 351, 775,
 839, 848, 881
 striatella, 350, 848
 striatula, 881
 striatulus, 881
 striatus, 848, 881
 stridula, 2
 Stridulantia, 1
 strigatus, 848
 strigifrons, 575
 strigipennis, 396
 strigipes, 878
 striola, 879

Strix, 2
 Strobi, 876, 1063, 1064
 strobilobius, 1064
 Strongii, 1151
 strumosa, 120
 stryx, 2
 stupida, 577
 stylatus, 891
 subaptera, 1114
 subbifasciata, 1161
 subbifasciatus, 1161
 suberecta, 508
 subfasciata, 391, 398, 725,
 920, 930
 subfasciatus, 724
 subflava, 762
 subfolia, 15
 subfuscula, 885
 subfusculus, 885
 subgranulata, 919
 subguttata, 95
 subjecta, 504
 submacula, 958
 submaculata, 275, 657
 submarginata, 245
 subocellata, 267, 283
 subocellata, 267
 subpunctata, 931
 subquadrata, 470
 subrufa, 25
 subrustica? 849
 subserrata, 506
 subspinosus, 628
 substitua, 354
 substitutus, 605
 substriata, 558
 substrigilis, 1137
 Subtericornes, 261
 subterranea, 1033
 subterraneus, 1060
 subtillissima, 1100
 subtincta, 147
 subtrigona, 485
 subulata, 1143
 subvirescens, 718
 subvitta, 222
 suffragans, 1014
 suffusa, 37, 446, 530, 640,
 689
 sulcicollis, 735
 sulcipes, 1135
 sulphurea, 254, 885
 sulphureus, 858
 Sultana, 267
 sumptuosa, 221
 superabilis, 1039
 surgens, 475
 suturalis, 352, 575, 1162
 Symphyti, 957, 983
 synodica, 1129

T.

Tabaniformis, 247, 1133
 tabida, 325
 tacta, 560
 Tacua, 46
 tænia, 310
 tæniola, 889
 Tæniolachnus, 957
 Tæniothrips, 1108
 Tanacetaria? 1000
 Tanaceti, 965
 Tanaceticola, 1168
 Tanacetifex, 965
 Tanacetina, 994
 tarandus? 503
 Taraxaci, 964
 tarsalis, 903
 tartarea, 1141
 Tasmaniæ, 609
 taurifrons, 608
 taurina, 495
 Taurus, 85, 602
 tectigera, 477
 Tectiscuti, 472
 Telamona, 1145
 teliferus, 731
 teliformis, 764, 826, 1155
 teligera, 536
 Telexiopie, 194
 tendinosus, 362
 tenebrosa, 268, 787
 tenebrosus, 406, 413, 623
 tenella, 437, 770, 904
 tenerrima, 901
 tentans, 1045
 tenuior, 1025
 tenuis? 881
 Tettigometra, 471
 Tettigometrides, 471
 Tettigonyia, 247
 Tettigonia, 336, 636, 646,
 667, 697, 702, 733, 768,
 782, 790, 799, 804, 808,
 1154
 Tettigonidæ, 843
 Tettigonides, 732
 tetyrides, 580
 thalassina, 119
 Thalia, 72
 Thamnotettix, 876
 Thelaxes, 1052
 Thelia, 554, 1145
 Themiseura, 177
 Theora, 652
 Thlapeos, 982
 Thopha, 42
 thoracica, 834, 840
 Thracia, 399
 Thrips, 1097, 1098, 1102,
 1103, 1106
 Thripsites, 1094
 Thripsinæ, 1094
 Thymi, 1084
 tephrogaster, 114
 Terebrantia, 1101
 terebrifera, 287
 tergatus, 1161
 terminata, 531
 terminalis, 528, 604, 642,
 786, 793, 798
 teuiinervis, 1010
 Terminus, 163
 Tersichore, 239
 terrea, 685
 terrena, 709
 terrenus, 709
 terricola, 1034
 tertia, 1022
 tessellata, 305, 1052, 1137
 testacea, 252, 398, 456, 522,
 526, 729, 1160
 testaceus, 344, 368, 800,
 1163
 testudinarius, 891
 testudineum, 1078
 testudineus, 1078
 Testudo, 884, 1075
 Tetraneura, 1058, 1059
 Tetraplatus, 510
 tetrahoda, 978
 Tetrastictus, 902
 Tettigades, 232
 Tettigareta, 247
 Tettigometra, 471
 Thysanoptera, 1094
 tibialis, 227, 289, 293, 1126
 tibicen, 94, 1121
 tigrina, 69, 531
 Tilia, 863, 898, 939, 960,
 1070
 tincta, 887, 1026
 tinctus, 887
 tineoides, 435
 tintinnabuliferum? 601
 Tlasia, 105
 Tmetothrips, 1114
 Tomaspis, 666
 tomentosa, 226, 247, 381
 tornulla, 887
 torrida, 151, 281, 1128
 tortricina, 445
 tortrix, 404
 torva, 484
 Tosena, 46
 trabeata, 252
 Tragopa, 580, 585
 Tragopogonis, 1007
 Trama, 1061
 transiens, 160, 624, 696
 translata, 1018
 transmuteda, 1019
 transpersus, 869, 883
 transposita, 1020

- transversa*, 229, 883, 1151
tremulæ, 860, 1049
tremulifex, 1049
tremulinax, 1052
trepida, 499
triangularis, 862
trianguli, 426
triangulum, 513, 845
tribulis, 1018
tricarinata, 353
trichiosoma, 242
tricincta, 576, 905
tricolor, 202, 290, 384, 435,
 479, 651, 688, 905
tricornis? 602
tricostata, 483
tridecim-costata, 544
tridens, 594
tridentata, 522
Triecphora, 667
trifasciata, 575, 720, 733,
 850, 1150, 1156
trifasciatus, 808, 850
trifida, 596
trifidus, 596
trigona, 587, 660
triguttata? 591
trimacula, 682
trimaculata, 423, 474, 718
trimaculatis, 1162
trimaculatus, 403, 718,
 1162
Trioza, 924
tripartita, 576, 584
triphaga, 1041
tripodia, 499
tripunctata, 591, 922, 1158
Triquetra, 521
trirhoda, 979
Trispilæma, 669
trispinifer, 611
trispinosum, 601
tristigma, 162
tristirops, 334
tristis? 203, 358, 1098, 1145
tristriata? 850
trita, 750
triupsilon, 103
trivia, 650
trivirgatus, 724
troglodytes, 1061
truncata, 316, 446, 483,
 1008
truncatella, 206
truncatellum, 377
truncaticornis, 439, 523
truncatipennis, 357
truncatus, 419
tuba, 271
tuberculata, 272, 496, 515,
 1006
tuberculatus, 496, 1085
tuberculosa, 330
Tubulifera, 1095
tuberosa, 78, 501, 562
Tuberosæ, 1032
Tulipæ, 1031
Tuliparum, 1082
tumida, 560
tunicata, 1115
turbida, 1051
turca, 293
turrita, 517
Tussilaginis, 990
tympanum, 33
Typhlocyba, 895, 902
- U.
- Ugyops*, 338
Ulicis, 911, 912, 931, 1108
Ulmariæ, 966
Ulmifoliorum, 1111
Ulmî, 895, 913, 1049, 1059,
 1074, 1098
Ulopa, 650
Ulopides, 638, 650
Umbonia, 516, 517
umbraculata, 446
umbrosa, 472
unanimis, 566
undata, 295, 659, 732, 783,
 887
undatus, 372, 887
undulatus, 498
unicolor, 351, 352, 354, 465,
 509, 633, 819, 849, 1132,
 1146, 1161
unifascia, 690
unifasciatus, 858
uniformis, 533, 857
unimaculata, 889
unimaculatus, 889
unipunctata, 445
univittata, 494, 1143
Urania, 64
urens, 1125
Urophora, 645
Ursus, 555, 611
Urticæ, 903, 924, 967, 977,
 1093, 1113, 1166
urticæcolens, 923
Urticaria, 977
Urticata? 967, 1090
Urticifex, 967
ustulata, 522, 526
Urvillei, 653
Uvæ-Ursi, 1073
- V.
- vacca*, 636, 1060
vacillans, 1023
vacua, 230
Vacuda, 1052
Vacuna, 1052, 1065
vaginata, 47, 534, 1120
valida, 524, 814, 1083
varia, 8, 42, 394, 502, 555,
 644, 730, 819, 860
variabilis, 876
varians, 48, 1120
variata, 878, 890
variatus, 878
variegata, 120, 271, 278,
 335, 512, 534, 848, 852
variegatus, 278, 1083
varius, 372, 860
vastator, 990
Vau, 1142
velutina, 928
venosa, 293, 298, 351, 488,
 520, 523, 687, 852, 861
venosus, 861
ventralis, 879, 883
venusta, 467
venustula, 342
venustus, 342
Veratri, 1041
Verbasci, 1008
vernalis, 910
vernicaosa, 733
Vernicæ, 1015
versicolor, 221
versuta, 1157
vertebralis, 585
verticis, 1164
vespertilio, 580
vespiformis, 247, 248, 742,
 783
vetusta, 507
vibrans, 54, 107
Viburni, 991
Viburnifex, 991
vicaria, 355, 841
vicarius, 343, 605
Viciæ, 982, 1000
vicina? 90, 511, 1149
victima, 735
vidua, 252
villosa, 240
villosus? 950
viminalis, 959, 1031
Vincæ, 968
violacea, 228
virescens, 64, 269, 308,
 471, 524, 611, 718, 861
virgata, 522
viridula, 444

- viridans*, 654
viridescens, 538, 679, 765, 807
viridicollis, 120, 1124
viridifascia, 121
viridifemur, 123
viridimaculata, 543
viridipennis, 271
viridipes, 903
viridirostris, 265
viridirufa, 836
viridis, 119, 120, 232, 325, 768, 857, 913, 914, 1064, 1162
viridissima, 572
viridivitta, 794
viridula, 168, 553, 897, 915, 929
Visci, 913
vitellina, 2291
Vitellinæ, 1004, 1031
Vitellinifex, 1004
vitellinus, 1160
Vitis, 905, 1008, 1070
vitrata, 424
vitrea, 227, 904
vitreus, 227
vitripennis, 799, 929, 1129, 1133
vitrius, 904
vitta, 626
vittata, 401, 468, 511, 562, 681, 721, 887, 900, 1117, 1143, 1166
vittatipennis, 535
vittatus, 511, 887
Vitulus, 525
vivida, 309
volans, 2
vulgaris, 990, 1140
vulgatissima, 1110
vulnerans, 593
vulnerata, 668, 1165
Vulpes, 542

W.
Walkeri, 928
Westwoodii, 286, 631, 1090
Winthemi, 401
Wolfi, 402

X.
Xantes, 198

Xanthapala, 899
Xanthocephala, 584, 720, 739, 840
Xanthochrea? 779
xanthogramma, 117
xanthographa, 569
Xantholnes, 894
xanthomelæna, 652
Xerophlæa, 840
Xerophyllum, 473
xiphias, 485, 537
Xylosthætius, 1056
Xylosthaphis, 992
Xylostigma, 992
Xylostei, 1056, 1074

Z.
Zammara, 33
Zææ, 1009, 1046, 1061
Zealandica, 159, 1125
Zebrina, 553
Zeugma, 400
Zinnera, 834
Zinnevia, 864
zonata, 478
Zosteræ, 1077